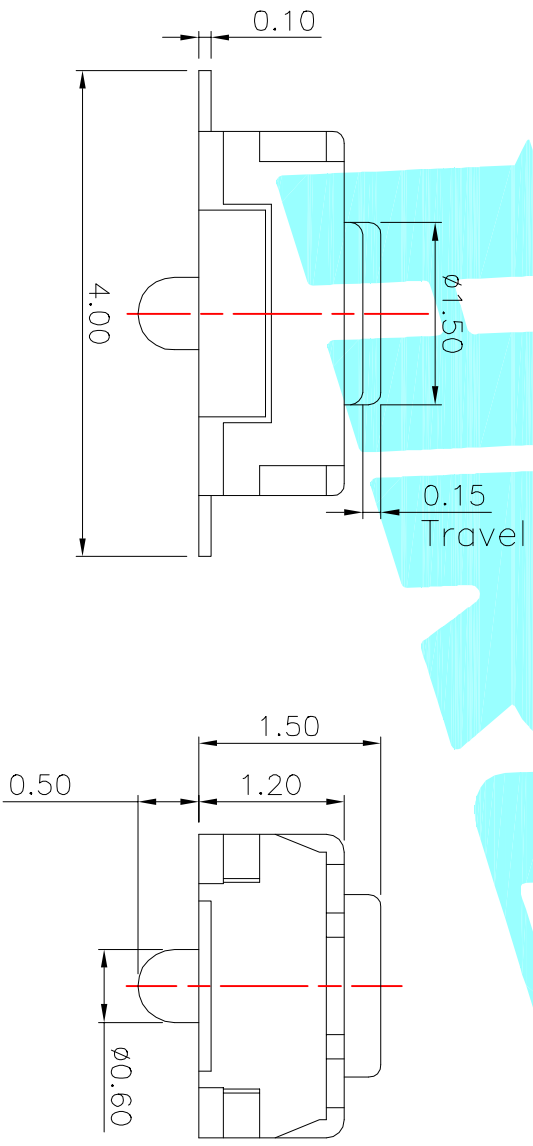
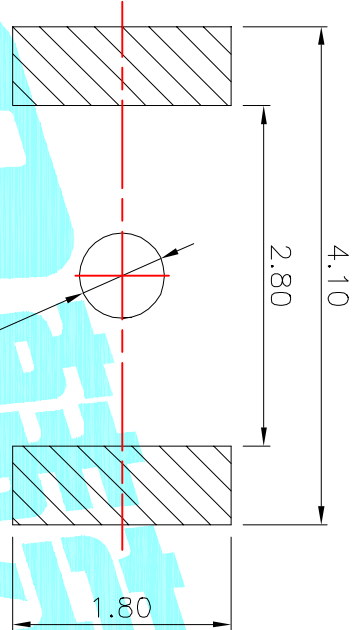
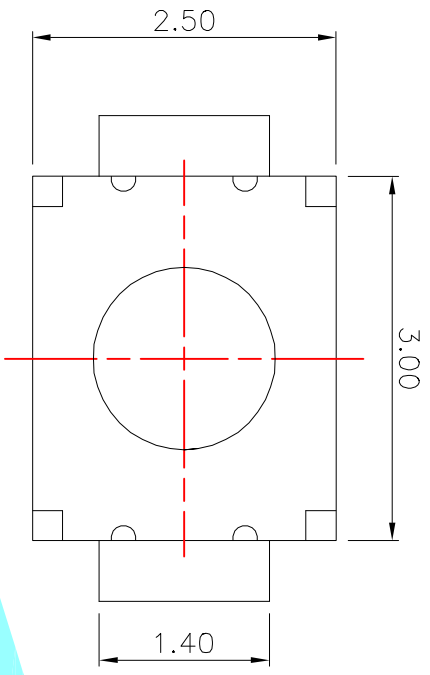
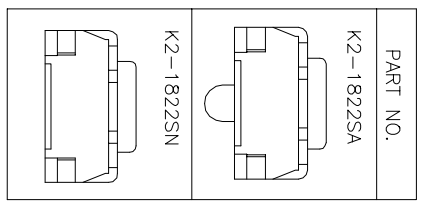


® Circuit Diagram



NO.1	
PART NO	NOTE
1	90±30
2	130±30
3	180±30
4	250±30
5	350±50

NO.2-NO.3	
PART NO	NOTE
01~99	SERIAL NUMBER



ITEM	PART NAME	TER'NO.	QTY.	MATERIAL	FINISHING	REMARK
①	Keystroke	---	1	LCP	Black	
②	Cover	---	1	SUS	White	
③	Base	---	1	LCP	---	
④	Contact	---	1	F.Ag/SUS	---	
⑤	Terminal	---	2	Phosphor Bronze	Plating silver	
⑥	Dust cover	---	1	KAPTON FILM	---	

APPROVALS DATE
 DRAWN J.X.Zhong 2013/7/17
 CHECKED
 APPROVALS
 TOLERANCES ARE 30~12.5 ±0.30 ANGLE 10~30 ±0.20 UNIT: mm SCALE: 1:1
 5~10 ±0.15 ±2° DRAWING NO. PROJ: ADDW-00
 ~5 ±0.10

ECN NO.	REV.	DATE.	DESCRIPTION.	CHANGE.	CHECK.	APPRO.
	A		NEW			

ELECTRONICS CO.,LTD
TACT SWITCHS
SHEET 1 OF 1