



SENTRON, Fuse switch disconnecter 3NP1, 3-pole, NH00, 160 A, for Busbar system 8US 60 mm, Box terminal, Cover level 32/70 mm

Model	
product designation	3NP1 fuse switch disconnecter
busbar design	busbar thickness 5 or 10 mm
design of the safety monitoring	Without
design of the load switch strip form	No
type of the driving mechanism motor drive	No
General technical data	
number of poles	3
type of device	For 60 mm 8US busbar system
size of disconnecting link	00 and 000
size of fuse link	NH000, NH00
let-through current with closed switch maximum	23 kA
mechanical service life (operating cycles) typical	2 000
I ² t value with closed switch maximum	223 kA ² .s
power factor	
• at AC-22 B	0.65
• at AC-23 B	0.45
• with capacitive load	-0.25
fuse system	LV HRC fuse
degree of pollution	3
Voltage	
insulation voltage	
• rated value	690 V
• with degree of pollution 3 at AC rated value	690 V
• with degree of pollution 2 at AC rated value	1 000 V
power factor at AC-21 B	0.95
surge voltage resistance rated value	8 kV
operational current	
• at 35 °C rated value	160 A
• at 40 °C rated value	155 A
• at 45 °C rated value	145 A
• at 50 °C rated value	140 A
• at 55 °C rated value	133 A
• at AC-21 B at 240 V rated value	160 A
• at AC-21 B at 400 V rated value	160 A
• at AC-21 B at 500 V rated value	160 A
• at AC-21 B at 690 V rated value	160 A
• at AC-22 B at 240 V rated value	160 A
• at AC-22 B at 400 V rated value	160 A
• at AC-22 B at 500 V rated value	160 A

<ul style="list-style-type: none"> • at AC-22 B at 690 V rated value • at AC-23 B at 690 V rated value • at AC-23 B at 500 V rated value • at AC-23 B at 400 V rated value • at AC-23 B at 240 V rated value • at DC-21 B at 120 V rated value • at DC-21 B at 240 V rated value • at DC-21 B at 440 V rated value • at DC-22 B at 120 V rated value • at DC-22 B at 240 V rated value • at DC-22 B at 440 V rated value • at DC-23 B at 120 V rated value • at DC-23 B at 240 V rated value • at DC-23 B at 440 V rated value 	<p>125 A</p> <p>35 A</p> <p>63 A</p> <p>160 A</p> <p>160 A</p> <p>160 A</p> <p>160 A</p> <p>160 A</p> <p>160 A</p> <p>160 A</p> <p>160 A</p> <p>125 A</p> <p>100 A</p> <p>100 A</p> <p>63 A</p>
let-through current with high-speed activation maximum permissible	15 kA
operating voltage	
<ul style="list-style-type: none"> • at AC rated value maximum • at DC rated value • at DC rated value maximum 	<p>690 V</p> <p>440 V</p> <p>440 V</p>
Protection class	
protection class IP	
<ul style="list-style-type: none"> • with closed switch with cover or cable lug cover • with closed switch without cover or cable lug cover • open 	<p>IP40</p> <p>IP30</p> <p>IP20</p>
Dissipation	
power loss [W]	
<ul style="list-style-type: none"> • with conventional rated thermal current without fuse per pole • with conventional rated thermal current without fuse per device • for rated value of the current at AC in hot operating state per pole • of the fuse per fuse maximum 	<p>5 W</p> <p>15 W</p> <p>17 W</p> <p>12 W</p>
Main circuit	
operational current	
<ul style="list-style-type: none"> • rated value • with capacitive load at 400 V rated value • with capacitive load at 500 V rated value 	<p>160 A</p> <p>72 A</p> <p>55 A</p>
Auxiliary circuit	
number of CO contacts for auxiliary contacts	0
number of NC contacts for auxiliary contacts	0
number of NO contacts for auxiliary contacts	0
Suitability	
suitability for use	
<ul style="list-style-type: none"> • main switch • switch disconnecter • EMERGENCY OFF switch • safety switch • maintenance/repair switch 	<p>No</p> <p>Yes</p> <p>No</p> <p>Yes</p> <p>Yes</p>
Product details	
product component	
<ul style="list-style-type: none"> • undervoltage release • undervoltage release with leading contact 	<p>No</p> <p>No</p>
product feature sealable	Yes
product extension auxiliary switch	Yes
product extension optional	
<ul style="list-style-type: none"> • locking capability • phase failure monitoring • fuse monitoring • voltage trigger • overvoltage protection monitoring 	<p>Yes</p> <p>Yes</p> <p>Yes</p> <p>No</p> <p>Yes</p>

Product function	
product function overvoltage protection monitoring	No
Connections	
arrangement of electrical connectors for main current circuit	other
connectable conductor cross-section for main contacts	
<ul style="list-style-type: none"> • solid or stranded minimum 	6 mm ²
<ul style="list-style-type: none"> • solid or stranded maximum 	70 mm ²
<ul style="list-style-type: none"> • finely stranded with core end processing minimum 	6 mm ²
<ul style="list-style-type: none"> • finely stranded with core end processing maximum 	50 mm ²
<ul style="list-style-type: none"> • stranded minimum 	6 mm ²
<ul style="list-style-type: none"> • stranded maximum 	70 mm ²
tightening torque with screw-type terminals	
<ul style="list-style-type: none"> • minimum 	10 N·m
<ul style="list-style-type: none"> • maximum 	10 N·m
type of connectable conductor cross-sections of the laminated conductors maximum	9 x 12 mm
type of connection technology	Box terminal
Mechanical Design	
height	206.2 mm
width	105.8 mm
width of the busbar	
<ul style="list-style-type: none"> • minimum 	12 mm
<ul style="list-style-type: none"> • maximum 	30 mm
depth	137.5 mm
fastening method	busbar
fastening method	
<ul style="list-style-type: none"> • floor mounting 	No
<ul style="list-style-type: none"> • rail mounting 	Yes
mounting position	horizontal/vertical
busbar center-to-center spacing	60 mm
net weight	0.98 kg
Environmental conditions	
ambient temperature during operation	
<ul style="list-style-type: none"> • minimum 	-25 °C
<ul style="list-style-type: none"> • maximum 	55 °C
ambient temperature during storage	
<ul style="list-style-type: none"> • minimum 	-50 °C
<ul style="list-style-type: none"> • maximum 	80 °C
Certificates	
reference code according to IEC 81346-2	Q
Approvals Certificates	
General Product Approval	



[Confirmation](#)



General Product Approval

Test Certificates

Marine / Shipping

[Miscellaneous](#)



[Type Test Certificates/Test Report](#)

[Special Test Certificate](#)



other

Environment

[Miscellaneous](#)

[Confirmation](#)

[Environmental Confirmations](#)

[Environmental Confirmations](#)

Further information

Information on the packaging

<https://support.industry.siemens.com/cs/ww/en/view/109813875>

Information- and Downloadcenter (Catalogs, Brochures,...)

<http://www.siemens.com/lowvoltage/catalogs>

Industry Mall (Online ordering system)

<http://mall.industry.siemens.com/mall/en/en/Catalog/product?mlfb=3NP1133-1BC20>

Service&Support (Manuals, Certificates, Characteristics, FAQs,...)

<https://support.industry.siemens.com/cs/ww/en/ps/3NP1133-1BC20>

Image database (product images, 2D dimension drawings, 3D models, device circuit diagrams, ...)

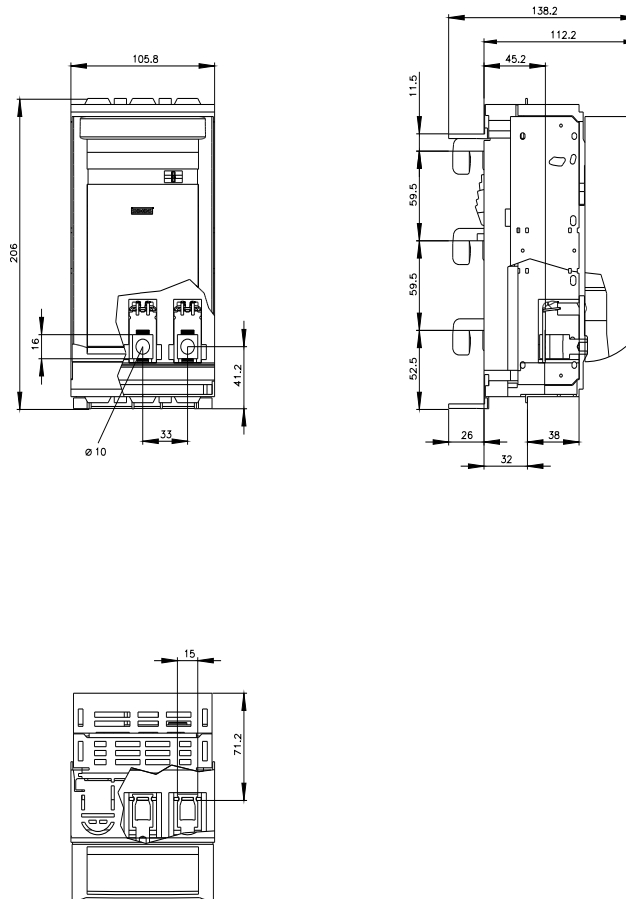
http://www.automation.siemens.com/bilddb/cax_en.aspx?mlfb=3NP1133-1BC20

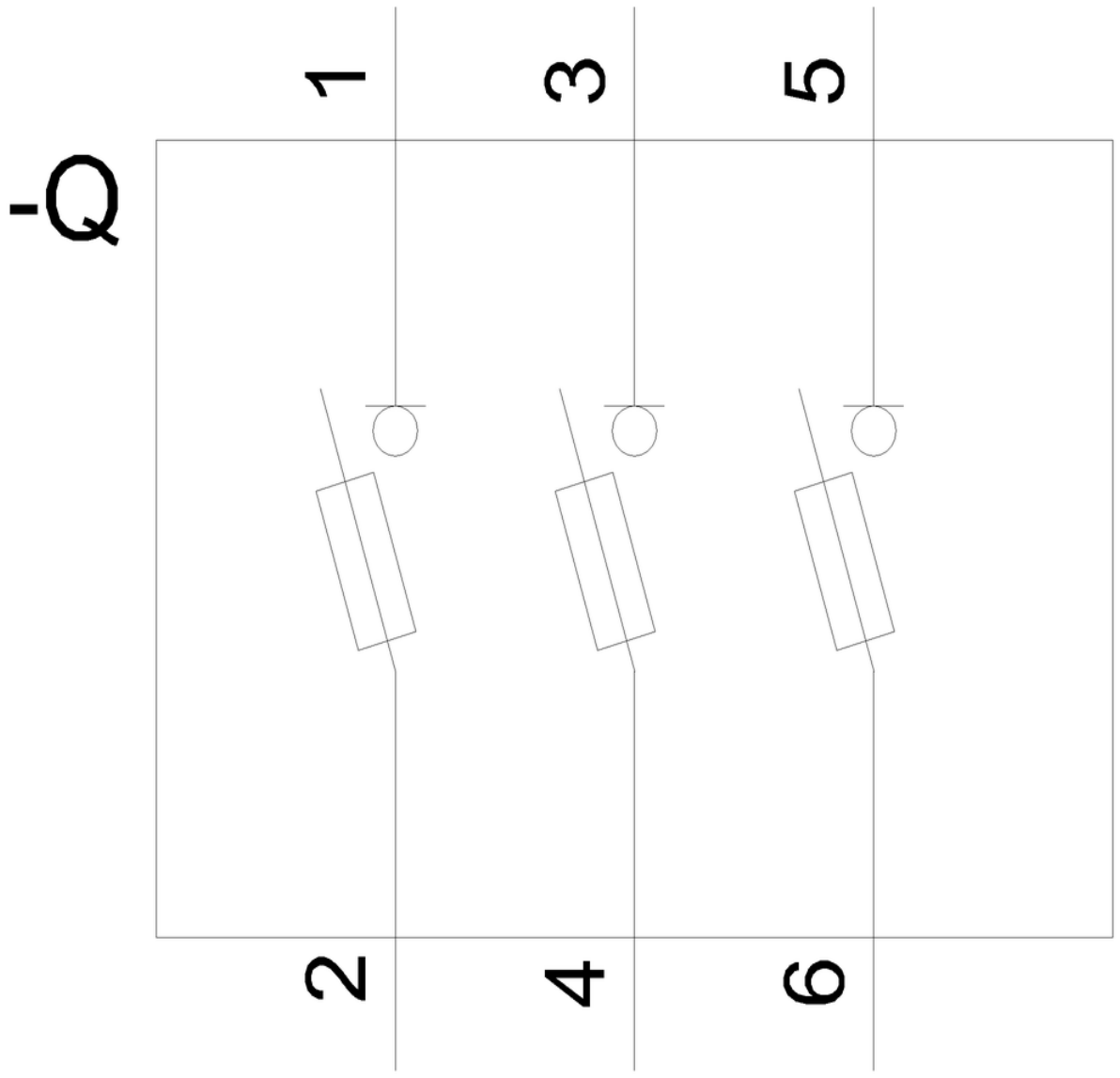
CAX-Online-Generator

<http://www.siemens.com/cax>

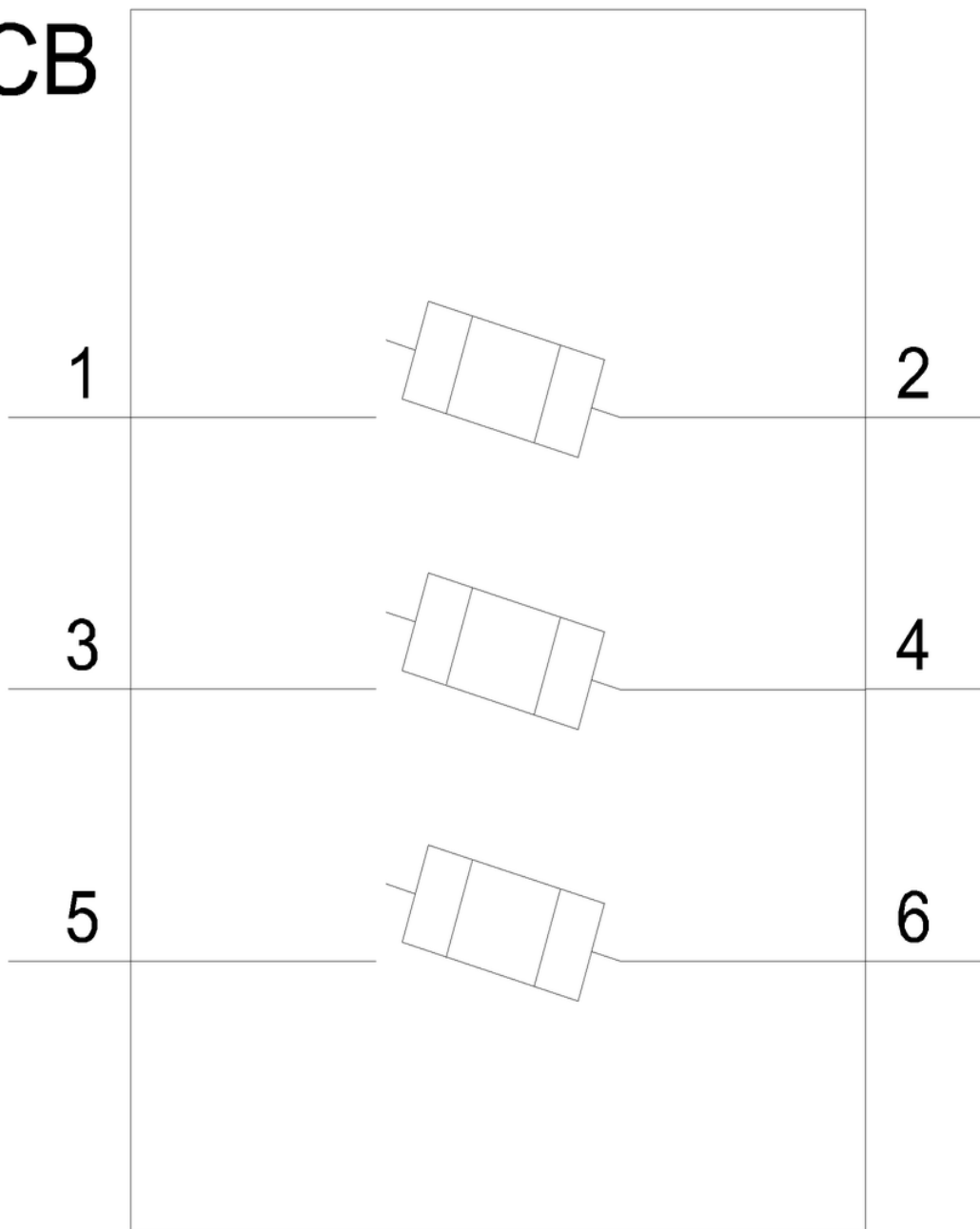
Tender specifications

<http://www.siemens.com/specifications>





CB



last modified:

3/11/2024 

