

# Adaptors and Manifolds





# A Complete Range of Adaptors

## Brass Adaptors

<b>0143</b> BSPP Page 9-7	<b>0144</b> BSPT/BSPP Page 9-7	<b>0152</b> BSPT Page 9-7	<b>0145</b> BSPP Page 9-7	<b>0158</b> BSPT/BSPP Page 9-7	<b>0117</b> BSPP Page 9-8	<b>0155</b> BSPP Page 9-8	<b>0164</b> NPT/BSPP Page 9-8	<b>0167</b> BSPT/NPT Page 9-8	<b>0168</b> BSPP Page 9-9	<b>0163</b> BSPT/BSPP Page 9-9	<b>0169</b> BSPP Page 9-9
---------------------------------	--------------------------------------	---------------------------------	---------------------------------	--------------------------------------	---------------------------------	---------------------------------	-------------------------------------	-------------------------------------	---------------------------------	--------------------------------------	---------------------------------



<b>0121</b> NPT/BSPT Page 9-9	<b>0121</b> BSPT Page 9-9	<b>0929</b> BSPT Page 9-10	<b>0123</b> BSPT Page 9-10	<b>0136</b> BSPT Page 9-10
-------------------------------------	---------------------------------	----------------------------------	----------------------------------	----------------------------------



## Nickel-Plated Brass Adaptors

<b>0912</b> BSPP/Metric Page 9-11	<b>0921</b> Metric Page 9-11	<b>0913</b> BSPT/BSPP Page 9-11	<b>0922</b> Metric Page 9-11	<b>0914</b> BSPT Page 9-11	<b>0910</b> BSPP Page 9-12	<b>0911</b> BSPT/BSPP Page 9-12	<b>0915</b> BSPP/Metric Page 9-12	<b>0923</b> Metric Page 9-12	<b>0916</b> BSPT/BSPP Page 9-12	<b>0924</b> Metric Page 9-13	<b>0917</b> BSPT/BSPP Page 9-14
---	------------------------------------	---------------------------------------	------------------------------------	----------------------------------	----------------------------------	---------------------------------------	---	------------------------------------	---------------------------------------	------------------------------------	---------------------------------------



<b>0927</b> BSPT Page 9-13	<b>0928</b> BSPT/BSPP Page 9-13	<b>0932</b> BSPT/BSPP Page 9-13	<b>0908</b> BSPP Page 9-14	<b>0909</b> BSPT/BSPP Page 9-14	<b>0903</b> BSPP Page 9-14	<b>0904</b> BSPT/BSPP Page 9-14	<b>0905</b> BSPP/Metric Page 9-14	<b>0906</b> BSPP/Metric Page 9-15	<b>0907</b> BSPP Page 9-15	<b>0920</b> BSPP/Metric Page 9-15	<b>0900</b> BSPT Page 9-17
----------------------------------	---------------------------------------	---------------------------------------	----------------------------------	---------------------------------------	----------------------------------	---------------------------------------	---	---	----------------------------------	---	----------------------------------



<b>0901</b> BSPP/Metric Page 9-16	<b>0192</b> BSPT/BSPP Page 9-16	<b>0902</b> BSPP/Metric Page 9-16	<b>0191</b> BSPP Page 9-16	<b>0931</b> BSPP Page 9-17
---	---------------------------------------	---	----------------------------------	----------------------------------



## Stainless Steel Adaptors

<b>1844</b> BSPT/BSPP Page 9-18	<b>1843</b> BSPP Page 9-18	<b>1845</b> BSPP Page 9-18	<b>1817</b> BSPP Page 9-18	<b>1871</b> NPT Page 9-18	<b>1855</b> BSPP Page 9-19	<b>1870</b> NPT Page 9-19	<b>1862</b> BSPP Page 9-19	<b>1864</b> NPT/BSPP Page 9-19	<b>1867</b> BSPT/NPT Page 9-19	<b>1863</b> BSPT/BSPP Page 9-20	<b>1872</b> NPT Page 9-20
---------------------------------------	----------------------------------	----------------------------------	----------------------------------	---------------------------------	----------------------------------	---------------------------------	----------------------------------	--------------------------------------	--------------------------------------	---------------------------------------	---------------------------------



<b>1861</b> BSPT/BSPP Page 9-20	<b>1873</b> NPT Page 9-20	<b>1821</b> BSPT Page 9-21	<b>1821</b> NPT Page 9-21	<b>1823</b> BSPT Page 9-21	<b>1823</b> NPT Page 9-21
---------------------------------------	---------------------------------	----------------------------------	---------------------------------	----------------------------------	---------------------------------



# A Complete Range of Manifolds, Plugs and Accessories

## Brass and Aluminium Manifolds

- 0135**  
BSPP brass  
Page 9-22
- 3310**  
Push-In  
Page 9-23
- 3311**  
BSPP/Metric  
Page 9-23
- 3312**  
BSPP/Metric  
Page 9-23
- 3313**  
BSPP  
Page 9-23
- 3301**  
Modular  
Page 9-24
- 3302**  
Single, double  
and triple  
Page 9-24
- 3303**  
Elbow  
Page 9-25
- 3303**  
Plug  
Page 9-25



## Brass Plugs

- 0205**  
BSPT  
Page 9-26
- 0205**  
NPT  
Page 9-26
- 0209**  
BSPT  
Page 9-26
- 0220**  
BSPP/Metric  
Page 9-26
- 0200**  
BSPP/Metric  
Page 9-26
- 0201**  
BSPP/Metric  
Page 9-27
- 0202**  
Metric  
Page 9-27



## Nickel-Plated Brass Hollow Hex Plug

- 0919**  
BSPP/Metric  
Page 9-28



## Steel Plugs

- 0206**  
BSPT  
Page 9-29
- 0206**  
NPT  
Page 9-29
- 0210**  
BSPP/Metric  
Page 9-29
- 0216**  
BSPT  
Page 9-29
- 0216**  
NPT  
Page 9-29



## Stainless Steel Plugs

- 0285**  
BSPT  
Page 9-30
- 0285**  
NPT  
Page 9-30



## Sealing Accessories

- 0138**  
Page 9-31
- 0137**  
Page 9-31
- 0605**  
Page 9-32
- 0602**  
Page 9-32
- 0139**  
Page 9-32



## Tube Supports

- 0127**  
Brass  
Page 9-33
- 1827**  
Stainless Steel  
Page 9-33



# Adaptors, Plugs and Manifolds

Parker Legris offers a **wide range of adaptors and manifolds** compatible with the various Parker Legris fitting systems. This range of products provides the user with a **complete solution** covering numerous applications, both in non-corrosive and corrosive environments.

## Product Advantages

### Large Range & Flexibility

A complete offer, from the simple adaptor to a modular manifold solution

Large selection of materials for excellent chemical compatibility: brass, steel, stainless steel, aluminium

Surface treatment for increased corrosion resistance: nickel-plated brass or anodised aluminium

Stainless steel for corrosive environments

BSPP, BSPT, NPT and metric threads

### Performance

Robust design

Suitable for low to high pressure, depending on configuration and material

Forged shapes for mechanical strength



Packaging  
Robotics  
Textile  
Pneumatics  
Automotive Process  
Food Process


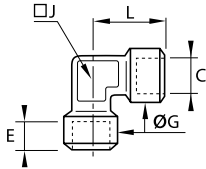

Applications

## Technical Characteristics


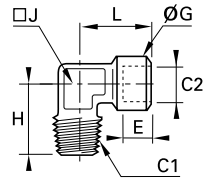

Products	Adaptors and Plugs				Manifolds
Component Materials	Brass	Nickel-plated brass	Stainless steel 316L	Steel	Anodised aluminium
Working Pressure	1/8" to 1/2": 200 bar 3/4" and 1": 150 bar 1 1/4" to 2": 100 bar, without sealing washer	60 bar	1/8" to 1/2": 200 bar 3/4" and 1": 150 bar 1 1/4" to 2": 100 bar, without sealing washer	1/8" to 1/2": 200 bar 3/4" and 1": 150 bar 1 1/4" to 2": 100 bar, without sealing washer	20 bar
Working Temperature	-40°C to +150°C without sealing washer  -20°C to +80°C with sealing washer	-10°C to +80°C	-20°C to +180°C	-10°C to +80°C	-10°C to +80°C

# Brass Adaptors


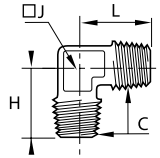

## 0143 Equal Threaded Elbow, Female BSPP Thread

		<b>C</b>		<b>E</b>	<b>G</b>	<b>J</b>	<b>L</b>	<b>kg</b>
		G1/8	<a href="#">0143 10 10</a>	7.5	16.5	12	22.5	0.044
		G1/4	<a href="#">0143 13 13</a>	11	18.5	15	26.5	0.055
		G3/8	<a href="#">0143 17 17</a>	11.5	23.5	19	31.5	0.100
		G1/2	<a href="#">0143 21 21</a>	15	28	23	34.5	0.150
		G3/4	<a href="#">0143 27 27</a>	16.5	34	27	43.5	0.242


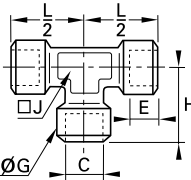

## 0144 Equal Stud Elbow, Male BSPT/Female BSPP Thread

		<b>C1</b>	<b>C2</b>		<b>E</b>	<b>G</b>	<b>H</b>	<b>J</b>	<b>L</b>	<b>kg</b>
		R1/8	G1/8	<a href="#">0144 10 10</a>	7.5	16.5	23	12	22.5	0.036
		R1/4	G1/4	<a href="#">0144 13 13</a>	11	18.5	26	15	26.5	0.054
		R3/8	G3/8	<a href="#">0144 17 17</a>	11.5	23.5	30	19	31.5	0.088
		R1/2	G1/2	<a href="#">0144 21 21</a>	15	28	35	23	34.5	0.140
		R3/4	G3/4	<a href="#">0144 27 27</a>	16.5	34	40	27	43.5	0.228


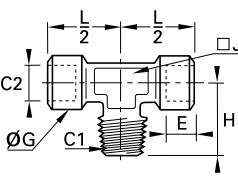

## 0152 Equal Elbow, Male BSPT Thread

		<b>C</b>		<b>H</b>	<b>J</b>	<b>L</b>	<b>kg</b>
		R1/8	<a href="#">0152 10 10</a>	19.5	10	19.5	0.017
		R1/4	<a href="#">0152 13 13</a>	25	15	25	0.045
		R3/8	<a href="#">0152 17 17</a>	26.5	15	26.5	0.055
		R1/2	<a href="#">0152 21 21</a>	31.5	19	31.5	0.088
		R3/4	<a href="#">0152 27 27</a>	35.5	23	35.5	0.153

## 0145 Equal Tee, Female BSPP Thread


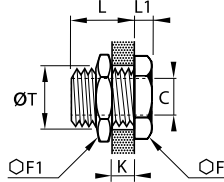

		<b>C</b>		<b>E</b>	<b>G</b>	<b>H</b>	<b>J</b>	<b>L/2</b>	<b>kg</b>
		G1/8	<a href="#">0145 10 10</a>	7.5	16.5	22.5	12	22.5	0.056
		G1/4	<a href="#">0145 13 13</a>	11	18.5	26.5	15	26.5	0.083
		G3/8	<a href="#">0145 17 17</a>	11.5	23.5	31	19	31	0.131
		G1/2	<a href="#">0145 21 21</a>	15	28	38	23	38	0.242
		G3/4	<a href="#">0145 27 27</a>	16.5	34	47.5	27	47.5	0.378

## 0158 Stud Branch Tee, Male BSPT/Female BSPP Thread


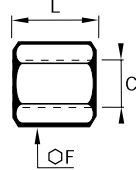

		<b>C1</b>	<b>C2</b>		<b>E</b>	<b>G</b>	<b>H</b>	<b>J</b>	<b>L/2</b>	<b>kg</b>
		R1/8	G1/8	<a href="#">0158 10 10</a>	7.5	16.5	21.5	12	21.5	0.046
		R1/4	G1/4	<a href="#">0158 13 13</a>	11	18.5	26	15	26	0.074
		R3/8	G3/8	<a href="#">0158 17 17</a>	11.5	23.5	30	19	30	0.120
		R1/2	G1/2	<a href="#">0158 21 21</a>	15	28	36	23	36	0.205
		R3/4	G3/4	<a href="#">0158 27 27</a>	16.5	34	44	27	44	0.310

# Brass Adaptors


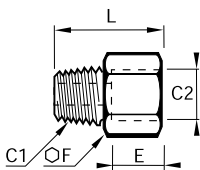

## 0117 Equal Bulkhead Coupling, Female BSPP and Metric Thread

	Brass 	<b>C</b>		<b>F</b>	<b>F1</b>	<b>K<sub>max</sub></b>	<b>L</b>	<b>L1</b>	<b>ØT</b>	<b>kg</b>
		M5x0.8	<a href="#">0117 00 19</a>	14	14	7	10.5	3.5	10.5	0.012
		G1/8	<a href="#">0117 00 10</a>	19	22	9	14	4	16.5	0.033
		G1/4	<a href="#">0117 00 13</a>	24	27	15	21	4	20.5	0.057
		G3/8	<a href="#">0117 00 17</a>	30	32	14	21	5	26.5	0.096
		G1/2	<a href="#">0117 00 21</a>	32	36	20	27	6	28.5	0.116
		G3/4	<a href="#">0117 00 27</a>	41	41	22.5	30	6	34.5	0.161
		G1	<a href="#">0117 00 34</a>	46	50	24.5	34	8	42.5	0.266
		G1 1/4	<a href="#">0117 00 42</a>	55	55	29.5	39	8	49.5	0.299
		G1 1/2	<a href="#">0117 00 49</a>	60	60	29.5	39	8	54.5	0.303


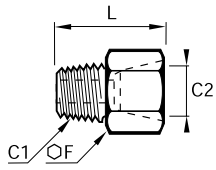

## 0155 Equal Connector, Female BSPP Thread

	Brass 	<b>C</b>		<b>F</b>	<b>L</b>	<b>kg</b>
		G1/8	<a href="#">0155 10 10</a>	14	17	0.014
		G1/4	<a href="#">0155 13 13</a>	17	24	0.026
		G3/8	<a href="#">0155 17 17</a>	22	25	0.046
		G1/2	<a href="#">0155 21 21</a>	27	32	0.084
G3/4	<a href="#">0155 27 27</a>	32	35	0.109		


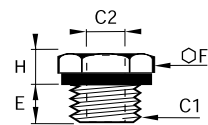

## 0164 Adaptor, Male NPT/Female BSPP Thread

	Brass 	<b>C1</b>	<b>C2</b>		<b>E</b>	<b>F</b>	<b>L</b>	<b>kg</b>
		NPT1/8	G1/8	<a href="#">0164 11 10</a>	7.5	14	20	0.015
		NPT1/4	G1/4	<a href="#">0164 14 13</a>	11	17	27.5	0.028
		NPT3/8	G3/8	<a href="#">0164 18 17</a>	11.5	22	28.5	0.044
		NPT1/2	G1/2	<a href="#">0164 22 21</a>	15	27	36.5	0.082
		NPT3/4	G3/4	<a href="#">0164 28 27</a>	16.5	32	38.5	0.110

## 0167 Adaptor, Male BSPT/Female NPT Thread

	Brass 	<b>C1</b>	<b>C2</b>		<b>F</b>	<b>L</b>	<b>kg</b>
		R1/8	NPT1/8	<a href="#">0167 10 11</a>	14	21	0.016
		R1/4	NPT1/4	<a href="#">0167 13 14</a>	17	28.5	0.029
		R3/8	NPT3/8	<a href="#">0167 17 18</a>	22	29.5	0.047
		R1/2	NPT1/2	<a href="#">0167 21 22</a>	27	37.5	0.088
		R3/4	NPT3/4	<a href="#">0167 27 28</a>	32	39.5	0.120


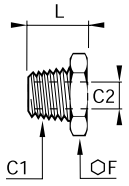


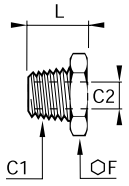
## 0168 Reducer, Male BSPP/Female BSPP and Metric Thread

	Brass, technical polymer 	<b>C1</b>	<b>C2</b>		<b>E</b>	<b>F</b>	<b>H</b>	<b>kg</b>
		G1/8	M5x0.8	<a href="#">0168 10 19</a>	7	14	6	0.009
		G1/4	M5x0.8	<a href="#">0168 13 19</a>	7	17	7	0.017
			G1/8	<a href="#">0168 13 10</a>	7	17	7	0.011
		G3/8	G1/8	<a href="#">0168 17 10</a>	9	19	6	0.019
			G1/4	<a href="#">0168 17 13</a>	9	19	6	0.013
		G1/2	G1/8	<a href="#">0168 21 10</a>	11	24	10	0.050
			G1/4	<a href="#">0168 21 13</a>	11	24	10	0.041
			G3/8	<a href="#">0168 21 17</a>	11	24	10	0.029
		G3/4	G1/4	<a href="#">0168 27 13</a>	11	32	12	0.098
			G3/8	<a href="#">0168 27 17</a>	11	32	12	0.083
			G1/2	<a href="#">0168 27 21</a>	11	32	12	0.063


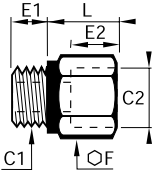


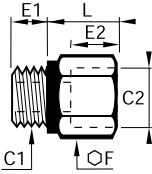
With fitted captive seal

# Brass Adaptors

## 0163 Unequal Reducer, Male BSPT/Female BSPP Thread


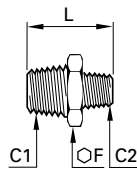


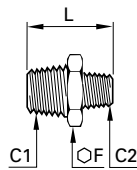
	Brass		<b>C1</b>	<b>C2</b>		<b>F</b>	<b>L</b>	<b>kg</b>
			R1/4	G1/8	<a href="#">0163 13 10</a>	14	16	0.009
	Brass		R3/8	G1/8	<a href="#">0163 17 10</a>	17	16.5	0.020
				G1/4	<a href="#">0163 17 13</a>	17	16.5	0.012
				G1/8	<a href="#">0163 21 10</a>	22	21	0.048
			R1/2	G1/4	<a href="#">0163 21 13</a>	22	21	0.038
				G3/8	<a href="#">0163 21 17</a>	22	21	0.024
				G1/4	<a href="#">0163 27 13</a>	27	24	0.084
			R3/4	G3/8	<a href="#">0163 27 17</a>	27	24	0.069
				G1/2	<a href="#">0163 27 21</a>	27	24	0.046

## 0169 Increaser, Male/Female BSPP Thread


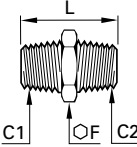


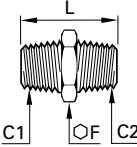
	Brass, technical polymer		<b>C1</b>	<b>C2</b>		<b>E1</b>	<b>E2</b>	<b>F</b>	<b>L</b>	<b>kg</b>
			G1/8	G1/4	<a href="#">0169 10 13</a>	5	11	17	16	0.019
	Brass, technical polymer			G3/8	<a href="#">0169 10 17</a>	5	14	22	19.5	0.039
			G1/4	G3/8	<a href="#">0169 13 17</a>	7	14	22	19.5	0.041
				G1/2	<a href="#">0169 13 21</a>	7	14.5	27	20.5	0.062
				G1/2	<a href="#">0169 17 21</a>	8	14.5	27	20.5	0.062
				G3/4	<a href="#">0169 17 27</a>	8	15.5	32	22	0.082
			G1/2	G3/4	<a href="#">0169 21 27</a>	9.5	15.5	32	22.5	0.087

With fitted captive seal

## 0121 Equal/Unequal Straight Male Adaptor, Male BSPT Thread

	Brass		<b>C1</b>	<b>C2</b>		<b>F</b>	<b>L</b>	<b>kg</b>
			R1/8	R1/8	<a href="#">0121 10 10</a>	11	19	0.009
	Brass		R1/4	R1/8	<a href="#">0121 13 10</a>	14	23.5	0.017
				R1/4	<a href="#">0121 13 13</a>	14	27	0.020
				R1/8	<a href="#">0121 17 10</a>	17	24	0.021
			R3/8	R1/4	<a href="#">0121 17 13</a>	17	27.5	0.025
				R3/8	<a href="#">0121 17 17</a>	17	28	0.026
				R1/8	<a href="#">0121 21 10</a>	22	28.5	0.042
			R1/2	R1/4	<a href="#">0121 21 13</a>	22	32	0.045
				R3/8	<a href="#">0121 21 17</a>	22	32.5	0.045
				R1/2	<a href="#">0121 21 21</a>	22	36	0.052
				R1/4	<a href="#">0121 27 13</a>	27	35	0.078
			R3/4	R3/8	<a href="#">0121 27 17</a>	27	35.5	0.078
				R1/2	<a href="#">0121 27 21</a>	27	39	0.085
				R3/4	<a href="#">0121 27 27</a>	27	40	0.091
				R3/8	<a href="#">0121 34 17</a>	36	38.5	0.127
			R1	R1/2	<a href="#">0121 34 21</a>	36	42	0.134
				R3/4	<a href="#">0121 34 27</a>	36	43	0.143
				R1	<a href="#">0121 34 34</a>	36	46	0.154
				R1/2	<a href="#">0121 42 21</a>	46	46.5	0.220
				R3/4	<a href="#">0121 42 27</a>	46	47.5	0.224
			R1 1/4	R1	<a href="#">0121 42 34</a>	46	50.5	0.239
				R1 1/4	<a href="#">0121 42 42</a>	46	53	0.230

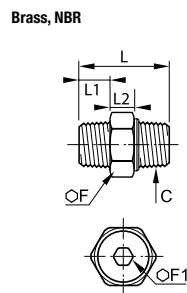
## 0121 Equal Adaptor, Male NPT/BSPT Thread

	Brass		<b>C1</b>	<b>C2</b>		<b>F</b>	<b>L</b>	<b>kg</b>
			NPT1/8	R1/8	<a href="#">0121 11 10</a>	11	19	0.009
	Brass		NPT1/4	R1/4	<a href="#">0121 14 13</a>	14	27	0.021
			NPT3/8	R3/8	<a href="#">0121 18 17</a>	17	28	0.026
			NPT1/2	R1/2	<a href="#">0121 22 21</a>	22	36	0.052
			NPT3/4	R3/4	<a href="#">0121 28 27</a>	27	40	0.090



# Brass Adaptors

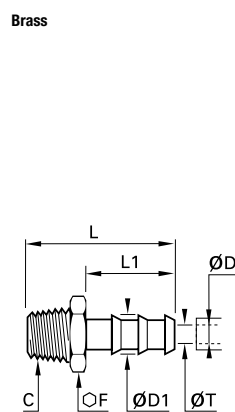
## 0929 Equal 3-Piece Adaptor, Male BSPT Thread



C		F	F1	L	L1	L2	kg
R1/8	<a href="#">0929 01 10</a>	15	5	27	7.5	8.5	0.017
R1/4	<a href="#">0929 01 13</a>	19	6	33.5	11	9.5	0.035
R3/8	<a href="#">0929 01 17</a>	22	8	36.5	11.5	10	0.054
R1/2	<a href="#">0929 01 21</a>	27	12	45	14	12	0.088
R3/4	<a href="#">0929 01 27</a>	36	14	52.5	16.5	17	0.261
R1	<a href="#">0929 01 34</a>	46	19	63.5	19	20	0.600

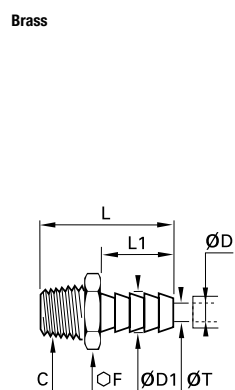

This connection accessory makes assembly much easier thanks to its 3-piece design.  
 To join 2 threaded components, simply push together and tighten the sleeve nut, thus reducing installation time.  
 Maximum working pressure: 50 bar  
 Working temperature: -10° to +80°C  
 Supplied with seal

## 0123 Tailpiece Adaptor for Rubber Hose, Male BSPT Thread



ØD	ØD1	C		F	L	L1	ØT	kg
4	6	R1/8	<a href="#">0123 04 10</a>	10	34	22.5	3.3	0.008
6	8	R1/8	<a href="#">0123 06 10</a>	10	34	22.5	5	0.009
	9	R1/8	<a href="#">0123 07 10</a>	10	34	22.5	5	0.009
7	9	R1/4	<a href="#">0123 07 13</a>	14	38.5	22.5	6	0.018
	9	R3/8	<a href="#">0123 07 17</a>	17	39	22.5	6	0.023
	12.2	R1/8	<a href="#">0123 10 10</a>	13	34	22.5	5	0.014
10	12.2	R1/4	<a href="#">0123 10 13</a>	14	38.5	22.5	7	0.020
	12.2	R3/8	<a href="#">0123 10 17</a>	17	39	22.5	9.5	0.023
12	14	R3/8	<a href="#">0123 12 17</a>	17	46	29.5	11	0.026
	15	R1/4	<a href="#">0123 13 13</a>	17	45.5	29.5	7	0.026
13	15	R3/8	<a href="#">0123 13 17</a>	17	46	29.5	11	0.027
	15	R1/2	<a href="#">0123 13 21</a>	22	50.5	29.5	12	0.045
	18.5	R3/8	<a href="#">0123 16 17</a>	19	54.5	38	11	0.040
16	18.5	R1/2	<a href="#">0123 16 21</a>	22	59	38	14	0.054
	18.5	R3/4	<a href="#">0123 16 27</a>	27	62	38	15	0.084
	21.5	R3/8	<a href="#">0123 19 17</a>	22	54.5	38	11	0.046
19	21.5	R1/2	<a href="#">0123 19 21</a>	22	59	38	14	0.056
	21.5	R3/4	<a href="#">0123 19 27</a>	27	62	38	18	0.082
25	26.7	R3/4	<a href="#">0123 25 27</a>	27	62	38	18	0.079
	27	R1	<a href="#">0123 25 34</a>	36	65	38	24	0.124
32	34.5	R1	<a href="#">0123 32 34</a>	36	70	43	24	0.141


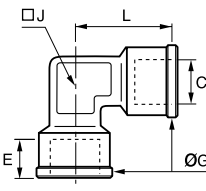

## 0136 Tailpiece Adaptor for Flexible Tubing, Male BSPT Thread




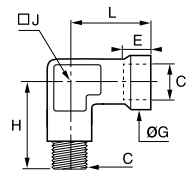

ØD	ØD1	C		F	L	L1	ØT	kg
	4.3	R1/8	<a href="#">0136 06 10</a>	10	26.5	15	2	0.007
4	4.3	R1/4	<a href="#">0136 06 13</a>	14	31	15	2	0.015
	4.3	R3/8	<a href="#">0136 06 17</a>	17	31.5	15	2	0.020
	6.4	R1/8	<a href="#">0136 08 10</a>	10	26.5	15	4	0.007
6	6.4	R1/4	<a href="#">0136 08 13</a>	14	31	15	4	0.015
	6.4	R3/8	<a href="#">0136 08 17</a>	17	31.5	15	4	0.020
	8.4	R1/4	<a href="#">0136 10 13</a>	14	31	15	6	0.016
8	8.4	R3/8	<a href="#">0136 10 17</a>	17	31.5	15	6	0.020
	8.4	R1/2	<a href="#">0136 10 21</a>	22	36	15	6	0.039
	10.7	R1/4	<a href="#">0136 12 13</a>	14	36	20	7	0.018
10	10.7	R3/8	<a href="#">0136 12 17</a>	17	36.5	20	8	0.023
	10.7	R1/2	<a href="#">0136 12 21</a>	22	41	20	8	0.041
	12.7	R1/4	<a href="#">0136 14 13</a>	14	36	20	7	0.019
	12.7	R3/8	<a href="#">0136 14 17</a>	17	36.5	20	10	0.023
12	12.7	R1/2	<a href="#">0136 14 21</a>	22	41	20	10	0.040
	12.7	R3/4	<a href="#">0136 14 27</a>	27	44	20	10	0.071
	13.7	R3/8	<a href="#">0136 16 17</a>	17	36.5	20	11	0.023
13	13.7	R1/2	<a href="#">0136 16 21</a>	22	41	20	11	0.041
	13.7	R3/4	<a href="#">0136 16 27</a>	27	44	20	11	0.070

# Nickel-Plated Brass Adaptors


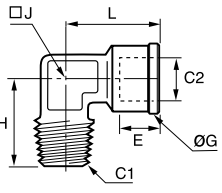

## 0912 Equal Stud Elbow, Female BSPP and Metric Thread

	<p>Nickel-plated brass</p> 	<b>C</b>		<b>E</b>	<b>G</b>	<b>J</b>	<b>L</b>	<b>kg</b>
		M5x0.8	<a href="#">0912 00 19</a>	4	8	9	11	0.006
		G1/8	<a href="#">0912 00 10</a>	8	13	10	18.5	0.015
		G1/4	<a href="#">0912 00 13</a>	11	17	12	22.5	0.028
		G3/8	<a href="#">0912 00 17</a>	11.5	21	15	25.5	0.043
		G1/2	<a href="#">0912 00 21</a>	14	26	19	30	0.073
		G3/4	<a href="#">0912 00 27</a>	16.5	32	22	35.5	0.143
		G1	<a href="#">0912 00 34</a>	18	38.5	28	40.5	0.166


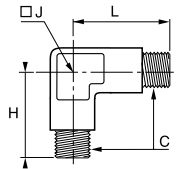

## 0921 Equal Stud Elbow, Male/Female and Metric Thread

	<p>Nickel-plated brass</p> 	<b>C1</b>	<b>C2</b>		<b>E</b>	<b>G</b>	<b>H</b>	<b>J</b>	<b>L</b>	<b>kg</b>
		M5x0.8	M5x0.8	<a href="#">0921 00 19</a>	4	8	11	9	11	0.006


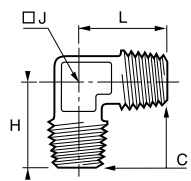

## 0913 Equal Stud Elbow, Male BSPT/ Female BSPP Thread

	<p>Nickel-plated brass</p> 	<b>C1</b>	<b>C2</b>		<b>E</b>	<b>G</b>	<b>H</b>	<b>J</b>	<b>L</b>	<b>kg</b>
		R1/8	G1/8	<a href="#">0913 00 10</a>	8	13	17	10	18.5	0.012
		R1/4	G1/4	<a href="#">0913 00 13</a>	11	17	22.5	12	22.5	0.026
		R3/8	G3/8	<a href="#">0913 00 17</a>	11.5	21	25.5	15	25.5	0.038
		R1/2	G1/2	<a href="#">0913 00 21</a>	14	26	30	19	30	0.064
		R3/4	G3/4	<a href="#">0913 00 27</a>	16.5	32	34.5	22	35.5	0.098
		R1	G1	<a href="#">0913 00 34</a>	18	38.5	40.5	28	40.5	0.000

## 0922 Equal Stud Elbow, Male Metric Thread


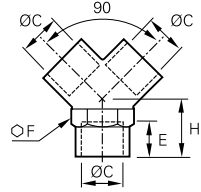

	<p>Nickel-plated brass</p> 	<b>C</b>		<b>H</b>	<b>J</b>	<b>L</b>	<b>kg</b>
		M5x0.8	<a href="#">0922 00 19</a>	11	9	11	0.010

## 0914 Equal Stud Elbow, Male BSPT Thread


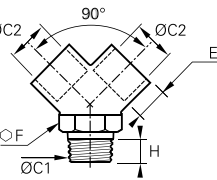

	<p>Nickel-plated brass</p> 	<b>C</b>		<b>H</b>	<b>J</b>	<b>L</b>	<b>kg</b>
		R1/8	<a href="#">0914 00 10</a>	17	10	17	0.012
		R1/4	<a href="#">0914 00 13</a>	22.5	12	22.5	0.027
		R3/8	<a href="#">0914 00 17</a>	25.5	15	25.5	0.035
		R1/2	<a href="#">0914 00 21</a>	30	19	30	0.056
		R3/4	<a href="#">0914 00 27</a>	34.5	22	34.5	0.104
		R1	<a href="#">0914 00 34</a>	40.5	28	40.5	0.156

# Nickel-Plated Brass Adaptors


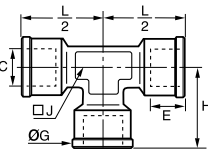

## 0910 Equal Y, Female BSPP Thread

	<p>Nickel-plated brass</p> 	<b>C</b>		<b>E</b>	<b>F</b>	<b>H</b>	<b>kg</b>
		G1/8	<a href="#">0910 00 10</a>	8	13	12	0.018
		G1/4	<a href="#">0910 00 13</a>	11	17	14	0.033
		G3/8	<a href="#">0910 00 17</a>	11.5	20	16	0.045
		G1/2	<a href="#">0910 00 21</a>	14	25	19	0.083


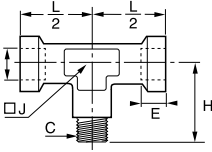

## 0911 Equal Y, Male BSPT/Female BSPP Thread

	<p>Nickel-plated brass</p> 	<b>C1</b>	<b>C2</b>		<b>E</b>	<b>F</b>	<b>H</b>	<b>kg</b>
		R1/8	G1/8	<a href="#">0911 00 10</a>	8	13	12	0.022
		R1/4	G1/4	<a href="#">0911 00 13</a>	11	17	14	0.038
		R3/8	G3/8	<a href="#">0911 00 17</a>	11.5	20	16	0.050
		R1/2	G1/2	<a href="#">0911 00 21</a>	14	25	19	0.103


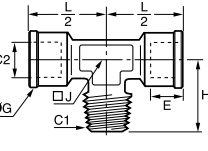

## 0915 Equal Tee, Female BSPP and Metric Thread

	<p>Nickel-plated brass</p> 	<b>C</b>		<b>E</b>	<b>G</b>	<b>H</b>	<b>J</b>	<b>L/2</b>	<b>kg</b>
		M5x0.8	<a href="#">0915 00 19</a>	4	8	11	9	11	0.010
		G1/8	<a href="#">0915 00 10</a>	8	13	18.5	10	18.5	0.021
		G1/4	<a href="#">0915 00 13</a>	11	17	22.5	12	22.5	0.042
		G3/8	<a href="#">0915 00 17</a>	11.5	21	25.5	15	25.5	0.062
		G1/2	<a href="#">0915 00 21</a>	14	26	30	19	30	0.099
		G3/4	<a href="#">0915 00 27</a>	16.5	32	35.5	22	35.5	0.143
		G1	<a href="#">0915 00 34</a>	18	38.5	40	28	40	0.244

## 0923 Equal Stud Branch Tee, Female/Male Metric Thread


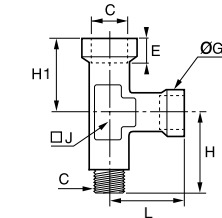

	<p>Nickel-plated brass</p> 	<b>C1</b>	<b>C2</b>		<b>E</b>	<b>G</b>	<b>H</b>	<b>J</b>	<b>L/2</b>	<b>kg</b>
		M5x0.8	M5x0.8	<a href="#">0923 00 19</a>	4	8	11	9	11	0.009

## 0916 Equal Stud Branch Tee, Male BSPT/Female BSPP Thread


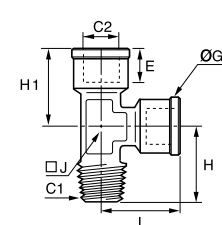

	<p>Nickel-plated brass</p> 	<b>C1</b>	<b>C2</b>		<b>E</b>	<b>G</b>	<b>H</b>	<b>J</b>	<b>L/2</b>	<b>kg</b>
		R1/8	G1/8	<a href="#">0916 00 10</a>	8	13	17	10	18.5	0.019
		R1/4	G1/4	<a href="#">0916 00 13</a>	11	17	23.5	13	22.5	0.038
		R3/8	G3/8	<a href="#">0916 00 17</a>	11.5	21	25.5	15	25.5	0.076
		R1/2	G1/2	<a href="#">0916 00 21</a>	14	26	30	19	30	0.091
		R3/4	G3/4	<a href="#">0916 00 27</a>	16.5	32	34.5	22	35.5	0.140
		R1	G1	<a href="#">0916 00 34</a>	18	38.5	40.5	28	40.5	0.237

# Nickel-Plated Brass Adaptors


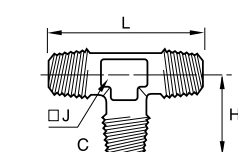

## 0924 Equal Stud Run Tee, Female/Male Metric Thread

	Nickel-plated brass 	<b>C1</b>	<b>C2</b>		<b>E</b>	<b>G</b>	<b>H</b>	<b>H1</b>	<b>J</b>	<b>L</b>	<b>kg</b>
		M5x0.8	M5x0.8	<a href="#">0924 00 19</a>	4	8	11	11	9	11	0.009


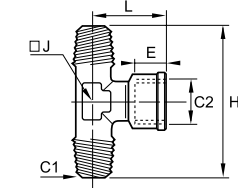

## 0917 Equal Stud Run Tee, Male BSPT/Female BSPP Thread

	Nickel-plated brass 	<b>C1</b>	<b>C2</b>		<b>E</b>	<b>G</b>	<b>H</b>	<b>H1</b>	<b>J</b>	<b>L</b>	<b>kg</b>
		R1/8	G1/8	<a href="#">0917 00 10</a>	8	13	17	18.5	10	18.5	0.025
		R1/4	G1/4	<a href="#">0917 00 13</a>	11	17	22.5	22.5	12	22.5	0.038
		R3/8	G3/8	<a href="#">0917 00 17</a>	11.5	21	25.5	25.5	15	25.5	0.058
		R1/2	G1/2	<a href="#">0917 00 21</a>	14	26	30	30	19	30	0.090
		R3/4	G3/4	<a href="#">0917 00 27</a>	16.5	32	34.5	35.5	22	35.5	0.177
		R1	G1	<a href="#">0917 00 34</a>	18	38.5	40.5	40.5	28	40.5	0.219


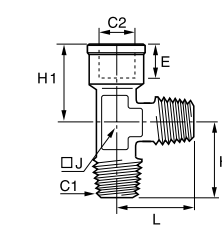

## 0927 Equal Tee, Male BSPT Thread

	Nickel-plated brass 	<b>C</b>		<b>H</b>	<b>J</b>	<b>L</b>	<b>kg</b>
		R1/8	<a href="#">0927 00 10</a>	17	10	34	0.018
		R1/4	<a href="#">0927 00 13</a>	22.5	12	45	0.032
		R3/8	<a href="#">0927 00 17</a>	25.5	15	51	0.056
		R1/2	<a href="#">0927 00 21</a>	30	19	60	0.094
		R3/4	<a href="#">0927 00 27</a>	34.5	22	69	0.133
		R1	<a href="#">0927 00 34</a>	40.5	28	81	0.217

## 0928 Equal Stud Branch Tee, Male BSPT/Female BSPP Thread


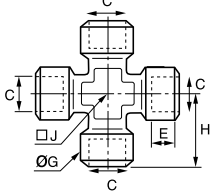

	Nickel-plated brass 	<b>C1</b>	<b>C2</b>		<b>E</b>	<b>H</b>	<b>J</b>	<b>L</b>	<b>kg</b>
		R1/8	G1/8	<a href="#">0928 00 10</a>	8	34	10	18.5	0.016
		R1/4	G1/4	<a href="#">0928 00 13</a>	11	45	12	22.5	0.044
		R3/8	G3/8	<a href="#">0928 00 17</a>	11.5	51	15	25.5	0.053
		R1/2	G1/2	<a href="#">0928 00 21</a>	14	60	19	30	0.111
		R3/4	G3/4	<a href="#">0928 00 27</a>	16.5	69	22	35.5	0.236
		R1	G1	<a href="#">0928 00 34</a>	18	81	28	40.5	0.225

## 0932 Equal Stud Run Tee, Male BSPT/Female BSPP Thread


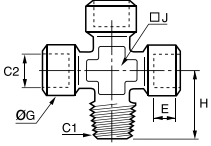

	Nickel-plated brass 	<b>C1</b>	<b>C2</b>		<b>E</b>	<b>H</b>	<b>H1</b>	<b>J</b>	<b>L</b>	<b>kg</b>
		R1/8	G1/8	<a href="#">0932 00 10</a>	8	17	18.5	10	17	0.016
		R1/4	G1/4	<a href="#">0932 00 13</a>	11	22.5	22.5	12	22.5	0.035
		R3/8	G3/8	<a href="#">0932 00 17</a>	11.5	25.5	25.5	15	25.5	0.055
		R1/2	G1/2	<a href="#">0932 00 21</a>	14	30	30	19	30	0.091
		R3/4	G3/4	<a href="#">0932 00 27</a>	16.5	34.5	35.5	22	34.5	0.080
		R1	G1	<a href="#">0932 00 34</a>	18	40.5	40.5	28	40.5	0.226

# Nickel-Plated Brass Adaptors


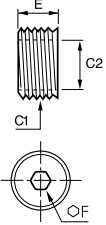

## 0908 Equal Cross, Female BSPP Thread

	<p>Nickel-plated brass</p> 	<b>C</b>		<b>E</b>	<b>G</b>	<b>H</b>	<b>J</b>	<b>kg</b>
		G1/8	<a href="#">0908 00 10</a>	8	13	21	10	0.038
		G1/4	<a href="#">0908 00 13</a>	11	17	25.5	13	0.073
		G3/8	<a href="#">0908 00 17</a>	11.5	21	28	17	0.107
		G1/2	<a href="#">0908 00 21</a>	14	26	33.5	21	0.189


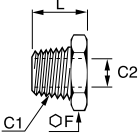

## 0909 Equal Cross, Male BSPT/Female BSPP Thread

	<p>Nickel-plated brass</p> 	<b>C1</b>	<b>C2</b>		<b>E</b>	<b>G</b>	<b>H</b>	<b>J</b>	<b>kg</b>
		R1/8	G1/8	<a href="#">0909 00 10</a>	8	13	18.5	10	0.034
		R1/4	G1/4	<a href="#">0909 00 13</a>	11	17	23.5	13	0.068
		R3/8	G3/8	<a href="#">0909 00 17</a>	11.5	21	26	17	0.099
		R1/2	G1/2	<a href="#">0909 00 21</a>	14	26	31	21	0.168


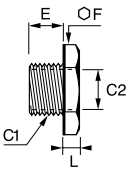

## 0903 Reducer, Male/Female BSPP Thread

	<p>Nickel-plated brass</p> 	<b>C1</b>	<b>C2</b>		<b>E</b>	<b>F</b>	<b>kg</b>
		G1/4	G1/8	<a href="#">0903 10 13</a>	8	6	0.004
		G3/8	G1/4	<a href="#">0903 13 17</a>	9	8	0.006
		G1/2	G3/8	<a href="#">0903 17 21</a>	10	10	0.010
		G3/4	G1/2	<a href="#">0903 21 27</a>	14	12	0.022
		G1	G3/4	<a href="#">0903 27 34</a>	20	17	0.036

## 0904 Reducer, Male BSPT/Female BSPP Thread

	<p>Nickel-plated brass</p> 	<b>C1</b>	<b>C2</b>		<b>F</b>	<b>L</b>	<b>kg</b>
		R1/4	G1/8	<a href="#">0904 10 13</a>	14	16	0.010
		R3/8	G1/8	<a href="#">0904 10 17</a>	17	16.5	0.020
			G1/4	<a href="#">0904 13 17</a>	17	16.5	0.015
		R1/2	G1/4	<a href="#">0904 13 21</a>	22	19.5	0.032
			G3/8	<a href="#">0904 17 21</a>	22	19.5	0.025
		R3/4	G3/8	<a href="#">0904 17 27</a>	27	23.5	0.057
			G1/2	<a href="#">0904 21 27</a>	27	23.5	0.044



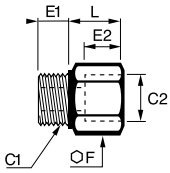
## 0905 Reducer, Male BSPP/Female BSPP and Metric Thread

	<p>Nickel-plated brass</p> 	<b>C1</b>	<b>C2</b>		<b>E</b>	<b>F</b>	<b>L</b>	<b>kg</b>
		G1/8	M5x0.8	<a href="#">0905 19 10*</a>	6	14	4.5	0.008
		G1/4	G1/8	<a href="#">0905 10 13*</a>	8	17	5	0.011
			G1/8	<a href="#">0905 10 17*</a>	9	19	5	0.019
		G3/8	G1/4	<a href="#">0905 13 17</a>	9	19	5	0.013
			G1/4	<a href="#">0905 13 21</a>	10	24	5.5	0.032
		G1/2	G3/8	<a href="#">0905 17 21</a>	10	24	5.5	0.022
			G3/8	<a href="#">0905 17 27</a>	12	30	5.5	0.053
		G3/4	G1/2	<a href="#">0905 21 27*</a>	12	30	5.5	0.041



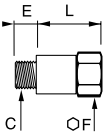
\*Please contact us for detailed drawings of threads.

# Nickel-Plated Brass Adaptors



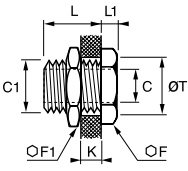
## 0906 Increaser, Male BSPF and Metric/Female BSPF Thread

Nickel-plated brass		C1	C2		E1	E2	F	L	kg
		M5x0.8	G1/8	<a href="#">0906 10 19</a>	4	8	14	10	0.009
		G1/8	G1/8	<a href="#">0906 00 10</a>	6	8	14	10	0.011
		G1/8	G1/4	<a href="#">0906 10 13</a>	6	11	17	14	0.016
			G3/8	<a href="#">0906 10 17</a>	6	11.5	22	14.5	0.029
		G1/4	G1/4	<a href="#">0906 00 13</a>	8	11	17	14	0.020
			G3/8	<a href="#">0906 13 17</a>	8	11.5	22	14.5	0.032
		G3/8	G1/2	<a href="#">0906 13 21</a>	8	15	27	18	0.037
			G3/8	<a href="#">0906 00 17</a>	9	11.5	22	14.5	0.034
		G1/2	G1/2	<a href="#">0906 17 21</a>	9	14	27	18	0.038
			G1/2	<a href="#">0906 00 21</a>	10	14	27	18	0.054



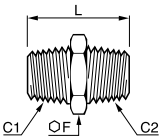
## 0907 Equal Extended Adaptor, Male/Female BSPF Thread

Nickel-plated brass		C		E	F	L	kg
		G1/8	<a href="#">0907 00 10</a>	6	14	16	0.015
			<a href="#">0907 00 10 01</a>	6	14	36	0.029
		G1/4	<a href="#">0907 00 13</a>	8	17	26	0.032
			<a href="#">0907 00 13 01</a>	8	17	43	0.046

## 0920 Bulkhead Connector, Female BSPF and Metric Thread



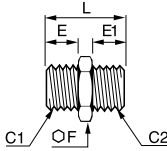
Nickel-plated brass		C	C1		F	F1	K <sub>max</sub>	L	L1	ØT	kg
		M5x0.8	M10x1	<a href="#">0920 00 19</a>	14	14	7	10.5	3.5	10.5	0.012
		G1/8	M16x1.5	<a href="#">0920 00 10</a>	19	22	9	14	4	16.5	0.029
		G1/4	M20x1.5	<a href="#">0920 00 13</a>	24	27	15	21	4	20.5	0.056
		G3/8	M26x1.5	<a href="#">0920 00 17</a>	30	32	14	21	5	26.5	0.095
		G1/2	M28x1.5	<a href="#">0920 00 21</a>	32	36	20	27	6	28.5	0.115

## 0900 Equal and Unequal Adaptor, Male BSPT Thread



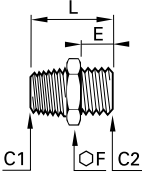
Nickel-plated brass		C1	C2		F	L	kg
		R1/8	R1/8	<a href="#">0900 00 10</a>	12	19.5	0.008
			R1/4	<a href="#">0900 10 13</a>	14	23.5	0.015
			R3/8	<a href="#">0900 10 17</a>	17	24	0.020
		R1/4	R1/4	<a href="#">0900 00 13</a>	14	27	0.017
			R3/8	<a href="#">0900 13 17</a>	17	27.5	0.026
			R1/2	<a href="#">0900 13 21</a>	22	30.5	0.044
		R3/8	R3/8	<a href="#">0900 00 17</a>	17	28	0.026
			R1/2	<a href="#">0900 17 21</a>	22	31	0.046
		R1/2	R1/2	<a href="#">0900 00 21</a>	22	33.5	0.044
			R3/4	<a href="#">0900 21 27</a>	27	37.5	0.084
		R3/4	R3/4	<a href="#">0900 00 27</a>	27	40	0.079
			R1	<a href="#">0900 27 34</a>	34	43	0.144
		R1	R1	<a href="#">0900 00 34</a>	34	45.5	0.153

# Nickel-Plated Brass Adaptors



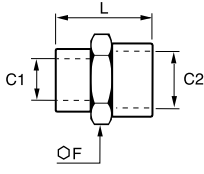
## 0901 Equal and Unequal Adaptor, Male BSPP and Metric Thread

Nickel-plated brass		C1	C2		E	E1	F	L	kg
		M5x0.8	M5x0.8	<a href="#">0901 00 19</a>	4	4	8	11.5	0.002
			G1/8	<a href="#">0901 19 10</a>	4	6	14	14.5	0.008
		G1/8	G1/8	<a href="#">0901 00 10</a>	6	6	14	16.5	0.009
			G1/4	<a href="#">0901 10 13</a>	6	8	17	19	0.016
		G1/4	G1/4	<a href="#">0901 00 13</a>	8	8	17	21	0.019
			G3/8	<a href="#">0901 13 17</a>	8	9	19	22	0.023
		G3/8	G3/8	<a href="#">0901 00 17</a>	9	9	19	23	0.025
			G1/2	<a href="#">0901 17 21</a>	9	10	24	24.5	0.038
		G1/2	G1/2	<a href="#">0901 00 21</a>	10	10	24	25.5	0.041



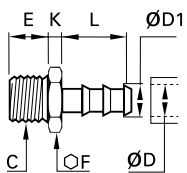
## 0192 Equal and Unequal Straight Adaptor, Male BSPT/BSPP Thread

Nickel-plated brass		C1	C2		E	F	L	kg
		R1/8	G1/4	<a href="#">0192 10 13</a>	9.5	17	23.5	0.019
			G1/4	<a href="#">0192 13 13</a>	9.5	17	27.5	0.024
		R1/4	G1/2	<a href="#">0192 13 21</a>	11	27	31.5	0.068
			G1/4	<a href="#">0192 17 13</a>	9.5	17	28	0.025
		R3/8	G1/2	<a href="#">0192 17 21</a>	11	27	31.5	0.061
		R1/2	G1/2	<a href="#">0192 21 21</a>	11	27	34	0.061

## 0902 Equal and Unequal Adaptor, Female BSPP and Metric Thread

Nickel-plated brass		C1	C2		F	L	kg
		M5x0.8	M5x0.8	<a href="#">0902 00 19</a>	8	11	0.003
			G1/8	<a href="#">0902 19 10</a>	14	13	0.009
			G1/8	<a href="#">0902 00 10</a>	14	15	0.010
		G1/8	G1/4	<a href="#">0902 10 13</a>	17	19.5	0.017
			G3/8	<a href="#">0902 10 17</a>	22	20	0.028
		G1/4	G1/4	<a href="#">0902 00 13</a>	17	22	0.019
			G3/8	<a href="#">0902 13 17</a>	22	23	0.031
		G1/4	G1/2	<a href="#">0902 13 21</a>	27	27	0.033
		G3/8	G3/8	<a href="#">0902 00 17</a>	22	24	0.034
			G1/2	<a href="#">0902 17 21</a>	27	27.5	0.037
		G1/2	G1/2	<a href="#">0902 00 21</a>	27	30	0.050
			G3/4	<a href="#">0902 21 27</a>	30	30	0.077
		G3/4	G3/4	<a href="#">0902 00 27</a>	30	32	0.080

## 0191 Tailpiece Adaptor for Rubber Hose, Male BSPP Thread

Nickel-plated brass		ØD	ØD1	C		E	F	K	L	kg
		4	6	G1/4	<a href="#">0191 04 13</a>	9.5	17	5	22.5	0.019
		7	9	G1/4	<a href="#">0191 07 13</a>	9.5	17	5	22.5	0.022
	9		G1/2	<a href="#">0191 07 21</a>	11	27	7	29.5	0.065	
		10	12.2	G1/4	<a href="#">0191 10 13</a>	9.5	17	5	22.5	0.020
			12.2	G1/2	<a href="#">0191 10 21</a>	11	27	7	29.5	0.061
		13	15.2	G1/4	<a href="#">0191 13 13</a>	9.5	17	5	22.5	0.022
			15.2	G1/2	<a href="#">0191 13 21</a>	11	27	7	29.5	0.058
		16	18.5	G1/2	<a href="#">0191 16 21</a>	11	27	7	36.5	0.067

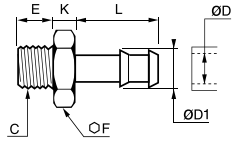
# Nickel-Plated Brass Adaptors


**0931**

Tailpiece Adaptor for Rubber Hose, Male BSPP Thread



Nickel-plated brass


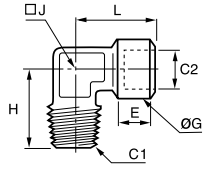



ØD	ØD1	C		E	F	K	L	kg
6	7	G1/8	<a href="#">0931 06 10</a>	6	12	4	20	0.009
	7	G1/4	<a href="#">0931 06 13</a>	8	14	5	20	0.013
7	8	G1/8	<a href="#">0931 07 10</a>	6	12	4	20	0.009
	8	G1/4	<a href="#">0931 07 13</a>	8	14	5	20	0.013
8	8	G3/8	<a href="#">0931 07 17</a>	9	19	5	20	0.022
	9	G1/8	<a href="#">0931 08 10</a>	6	12	4	20	0.009
8	9	G1/4	<a href="#">0931 08 13</a>	8	14	5	20	0.014
	9	G3/8	<a href="#">0931 08 17</a>	9	19	5	20	0.022
10	12	G1/4	<a href="#">0931 10 13</a>	8	14	5	20	0.016
	12	G3/8	<a href="#">0931 10 17</a>	9	19	5	20	0.024
15	12	G1/2	<a href="#">0931 10 21</a>	10	22	6	22	0.031
	17	G3/8	<a href="#">0931 15 17</a>	9	19	6	24	0.030
18	17	G1/2	<a href="#">0931 15 21</a>	10	22	6	24	0.037
	20	G1/2	<a href="#">0931 18 21</a>	10	22	6	24	0.039


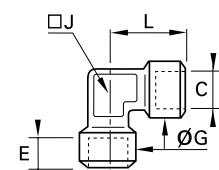



# Stainless Steel Adaptors


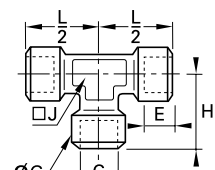

## 1844 Equal Stud Elbow, Male BSPT/Female BSPP Thread

	Stainless steel 316L 	<b>C1</b>	<b>C2</b>		<b>E</b>	<b>G</b>	<b>H</b>	<b>J</b>	<b>L</b>	<b>kg</b>
		R1/8	G1/8	<a href="#">1844 10 10</a>	7.5	15	20.5	10	22.5	0.022
		R1/4	G1/4	<a href="#">1844 13 13</a>	12	18.5	27.5	12	26.5	0.044
		R3/8	G3/8	<a href="#">1844 17 17</a>	12	23.5	28	14	30	0.067
		R1/2	G1/2	<a href="#">1844 21 21</a>	15	28	38	18	38	0.114
		R3/4	G3/4	<a href="#">1844 27 27</a>	16.5	33	41	22	44.5	0.154
R1	G1	<a href="#">1844 34 34</a>	19	40	48	32	50	0.312		


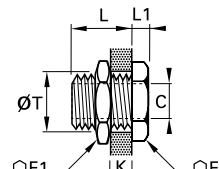

## 1843 Equal Elbow, Female BSPP Thread

	Stainless steel 316L 	<b>C</b>		<b>E</b>	<b>G</b>	<b>J</b>	<b>L</b>	<b>kg</b>
		G1/8	<a href="#">1843 10 10</a>	7.5	17.5	12	22.5	0.041
		G1/4	<a href="#">1843 13 13</a>	11	18.5	15	26.5	0.055
		G3/8	<a href="#">1843 17 17</a>	11.5	23.5	18	29	0.076
		G1/2	<a href="#">1843 21 21</a>	15	28	23	38	0.159
		G3/4	<a href="#">1843 27 27</a>	16.5	33	22	43.5	0.232
G1	<a href="#">1843 34 34</a>	19	40	32	52	0.444		


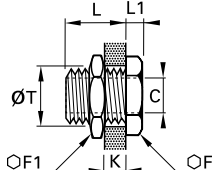

## 1845 Equal Tee, Female BSPP Thread

	Stainless steel 316L 	<b>C</b>		<b>E</b>	<b>G</b>	<b>H</b>	<b>J</b>	<b>L/2</b>	<b>kg</b>
		G1/8	<a href="#">1845 10 10</a>	7.5	17.5	22.5	12	22.5	0.060
		G1/4	<a href="#">1845 13 13</a>	11	18.5	26.5	15	26.5	0.078
		G3/8	<a href="#">1845 17 17</a>	11.5	23.5	29	18	29	0.100
		G1/2	<a href="#">1845 21 21</a>	15	28	38	23	38	0.221
		G3/4	<a href="#">1845 27 27</a>	16.5	33	43.5	22	43.5	0.301
G1	<a href="#">1845 34 34</a>	19	40	50	32	50	0.457		

## 1817 Equal Bulkhead Adaptor, Female BSPP Thread


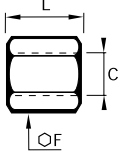

	Stainless steel 316L 	<b>C</b>		<b>F</b>	<b>F1</b>	<b>K<sub>max</sub></b>	<b>L</b>	<b>L1</b>	<b>ØT<sub>min</sub></b>	<b>kg</b>
		G1/8	<a href="#">1817 00 10</a>	19	22	9	14	4	16.5	0.030
		G1/4	<a href="#">1817 00 13</a>	24	27	15	21	4	20.5	0.053
		G3/8	<a href="#">1817 00 17</a>	30	32	14	21	5	26.5	0.091
		G1/2	<a href="#">1817 00 21</a>	32	36	20	27	6	28.5	0.109
		G3/4	<a href="#">1817 00 27</a>	41	41	22.5	30	6	34.5	0.152
G1	<a href="#">1817 00 34</a>	46	50	24.5	34	8	42.5	0.252		

## 1871 Equal Bulkhead Adaptor, Female NPT Thread


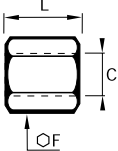

	Stainless steel 316L 	<b>C</b>		<b>F</b>	<b>F1</b>	<b>K<sub>max</sub></b>	<b>L</b>	<b>L1</b>	<b>ØT<sub>min</sub></b>	<b>kg</b>
		NPT1/8	<a href="#">1871 00 11</a>	19	22	9	14	5	16.5	0.032
		NPT1/4	<a href="#">1871 00 14</a>	24	22	9	14	5	16.5	0.060
		NPT3/8	<a href="#">1871 00 18</a>	30	32	18	23	5	26.5	0.096
		NPT1/2	<a href="#">1871 00 22</a>	32	36	22	29	6	28.5	0.120

# Stainless Steel Adaptors


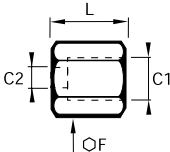

## 1855 Equal Connector, Female BSPP Thread

	Stainless steel 316L 	<b>C</b>		<b>F</b>	<b>L</b>	<b>kg</b>
		G1/8	<a href="#">1855 10 10</a>	14	17	0.013
		G1/4	<a href="#">1855 13 13</a>	17	24	0.024
		G3/8	<a href="#">1855 17 17</a>	22	25	0.042
		G1/2	<a href="#">1855 21 21</a>	27	32	0.078
		G3/4	<a href="#">1855 27 27</a>	14	35	0.102
		G1	<a href="#">1855 34 34</a>	41	40	0.202


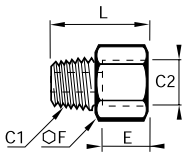

## 1870 Equal Connector, Female NPT Thread

	Stainless steel 316L 	<b>C</b>		<b>F</b>	<b>L</b>	<b>kg</b>
		NPT1/8	<a href="#">1870 11 11</a>	14	19	0.015
		NPT1/4	<a href="#">1870 14 14</a>	17	28	0.029
		NPT3/8	<a href="#">1870 18 18</a>	22	28	0.050
		NPT1/2	<a href="#">1870 22 22</a>	27	35	0.093


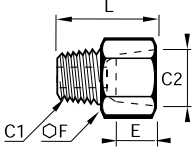

## 1862 Reducer Connector, Female BSPP Thread

	Stainless steel 316L 	<b>C1</b>	<b>C2</b>		<b>F</b>	<b>L</b>	<b>kg</b>
		G1/4	G1/8	<a href="#">1862 13 10</a>	17	20.5	0.024
		G3/8	G1/8	<a href="#">1862 17 10</a>	22	21	0.043
			G1/4	<a href="#">1862 17 13</a>	22	24.5	0.049
		G1/2	G1/4	<a href="#">1862 21 13</a>	27	28.5	0.086
			G3/8	<a href="#">1862 21 17</a>	27	29	0.080
		G3/4	G1/2	<a href="#">1862 27 21</a>	32	39.5	0.144
		G1	G3/4	<a href="#">1862 34 27</a>	41	45	0.280

## 1864 Adaptor, Male NPT/Female BSPP Thread



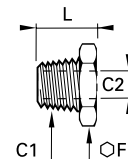
	Stainless steel 316L 	<b>C1</b>	<b>C2</b>		<b>E</b>	<b>F</b>	<b>L</b>	<b>kg</b>
		NPT1/8	G1/8	<a href="#">1864 11 10</a>	7.5	14	21.5	0.015
		NPT1/4	G1/4	<a href="#">1864 14 13</a>	11	17	30	0.028
		NPT3/8	G3/8	<a href="#">1864 18 17</a>	11.5	22	31	0.043
		NPT1/2	G1/2	<a href="#">1864 22 21</a>	15	27	39.5	0.080

## 1867 Adaptor, Male BSPT/Female NPT Thread



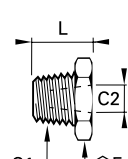
	Stainless steel 316L 	<b>C1</b>	<b>C2</b>		<b>E</b>	<b>F</b>	<b>L</b>	<b>kg</b>
		R1/8	NPT1/8	<a href="#">1867 10 11</a>	8	14	21	0.015
		R1/4	NPT1/4	<a href="#">1867 13 14</a>	11.5	17	28.5	0.028
		R3/8	NPT3/8	<a href="#">1867 17 18</a>	12	22	29.5	0.044
		R1/2	NPT1/2	<a href="#">1867 21 22</a>	15.5	27	37.5	0.083

# Stainless Steel Adaptors



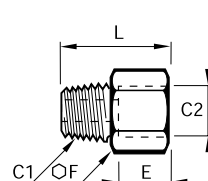
## 1863 Reducer, Male BSPT/Female BSPP Thread

	Stainless steel 316L	C1	C2		F	L	kg
		R1/4	G1/8	<a href="#">1863 13 10</a>	14	16	0.008
		R3/8	G1/8	<a href="#">1863 17 10</a>	17	16.5	0.019
		R1/2	G1/4	<a href="#">1863 21 13</a>	22	21	0.036
		R3/4	G3/8	<a href="#">1863 21 17</a>	22	21	0.023
		R1	G1/2	<a href="#">1863 27 21</a>	27	25.5	0.045
		R1	G3/4	<a href="#">1863 34 27</a>	36	28.5	0.083



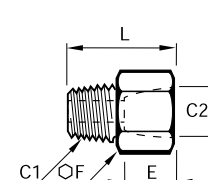
## 1872 Reducer, Male/Female NPT Thread

	Stainless steel 316L	C1	C2		F	L	kg
		NPT1/4	NPT1/8	<a href="#">1872 14 11</a>	14	16	0.010
		NPT3/8	NPT1/8	<a href="#">1872 18 11</a>	19	16.5	0.023
		NPT1/2	NPT1/4	<a href="#">1872 22 14</a>	22	21	0.039
		NPT1/2	NPT3/8	<a href="#">1872 22 18</a>	22	21	0.028



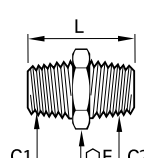
## 1861 Increaser, Male BSPT/Female BSPP Thread

	Stainless steel 316L	C1	C2		E	F	L	kg
		R1/8	G1/4	<a href="#">1861 10 13</a>	11	17	24	0.022
		R3/8	G3/8	<a href="#">1861 10 17</a>	11.5	22	25	0.038
		R1/4	G3/8	<a href="#">1861 13 17</a>	11.5	22	28.5	0.042
		R3/8	G1/2	<a href="#">1861 17 21</a>	15	27	32.5	0.068
		R1/2	G3/4	<a href="#">1861 21 27</a>	16.5	32	38	0.093
		R3/4	G1	<a href="#">1861 27 34</a>	19	41	43.5	0.182

## 1873 Increaser, Male/Female NPT Thread


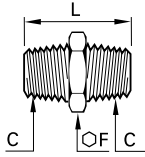

	Stainless steel 316L	C1	C2		E	F	L	kg
		NPT1/8	NPT1/4	<a href="#">1873 11 14</a>	14	17	25	0.024
		NPT1/4	NPT3/8	<a href="#">1873 11 18</a>	14	22	25	0.039
		NPT1/4	NPT1/2	<a href="#">1873 14 22</a>	14	22	28.5	0.042
		NPT3/8	NPT1/2	<a href="#">1873 18 22</a>	17.5	27	31	0.065
		NPT3/8	NPT1/2	<a href="#">1873 18 22</a>	17.5	27	31.5	0.066

## 1821 Equal and Unequal Adaptor, Male BSPT Thread


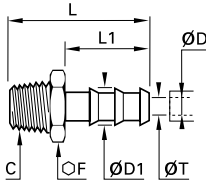

	Stainless steel 316L	C1	C2		F	L	kg
		R1/8	R1/8	<a href="#">1821 10 10</a>	12	19	0.009
		R1/4	R1/8	<a href="#">1821 13 10</a>	14	23.5	0.016
		R3/8	R1/4	<a href="#">1821 13 13</a>	14	27	0.019
		R1/2	R1/4	<a href="#">1821 17 13</a>	17	27.5	0.024
		R3/4	R3/8	<a href="#">1821 17 17</a>	17	28	0.024
		R1	R3/8	<a href="#">1821 21 17</a>	22	32.5	0.042
		R1/2	R1/2	<a href="#">1821 21 21</a>	22	36	0.048
		R3/4	R1/2	<a href="#">1821 27 21</a>	27	41	0.079
		R1	R3/4	<a href="#">1821 27 27</a>	27	42	0.088
		R1	R3/4	<a href="#">1821 34 27</a>	36	46	0.141
		R1	R1	<a href="#">1821 34 34</a>	36	48	0.146

# Stainless Steel Adaptors


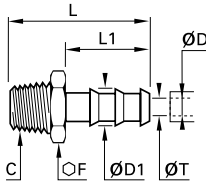

## 1821 Equal Adaptor, Male NPT Thread

	<p>Stainless steel 316L</p> 	<b>C</b>		<b>F</b>	<b>L</b>	<b>kg</b>
		NPT1/8	<a href="#">1821 11 11</a>	12	23	0.011
		NPT1/4	<a href="#">1821 14 14</a>	14	32	0.023
		NPT3/8	<a href="#">1821 18 18</a>	19	33	0.031
		NPT1/2	<a href="#">1821 22 22</a>	22	42	0.057
		NPT3/4	<a href="#">1821 28 28</a>	27	40	0.082
		NPT1	<a href="#">1821 35 35</a>	36	46	0.138

## 1823 Tailpipe Adaptor for Rubber Hose, Male BSPT Thread

	<p>Stainless steel 316L</p> 	<b>ØD</b>	<b>ØD1</b>	<b>C</b>		<b>F</b>	<b>L</b>	<b>L1</b>	<b>ØT</b>	<b>kg</b>
		7	9	R1/8	<a href="#">1823 07 10</a>	10	34	22.5	5	0.009
			9	R1/4	<a href="#">1823 07 13</a>	14	38.5	22.5	6	0.016
		10	12.2	R1/4	<a href="#">1823 10 13</a>	14	38.5	22.5	7	0.018
			12.2	R3/8	<a href="#">1823 10 17</a>	17	39	22.5	9.5	0.021
		13	15	R3/8	<a href="#">1823 13 17</a>	17	46	29.5	11	0.025
		16	18.5	R1/2	<a href="#">1823 16 21</a>	22	59	38	14	0.050

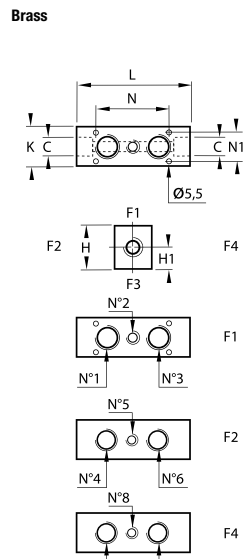
## 1823 Tailpipe Adaptor for Rubber Hose, Male NPT Thread

	<p>Stainless steel 316L</p> 	<b>ØD</b>	<b>ØD1</b>	<b>C</b>		<b>F</b>	<b>L</b>	<b>L1</b>	<b>ØT</b>	<b>kg</b>
		1/4	8.3	NPT1/8	<a href="#">1823 56 11</a>	12	34	22.5	5.3	0.010
			8.3	NPT1/4	<a href="#">1823 56 14</a>	14	38.5	22.5	5.3	0.016
		1/8	11.7	NPT1/4	<a href="#">1823 60 14</a>	14	38.5	22.5	8.5	0.018
			11.7	NPT3/8	<a href="#">1823 60 18</a>	19	39	22.5	8.5	0.026

# Brass Manifolds

**0135**

Manifold Block, Female BSP Thread



	C	H	H1	K	L	N	N1	kg
G1/4	0135 06 13	30	13	25	70	37	17	0.329
	0135 09 13	30	13	25	87	54	17	0.409
G1/2	0135 06 21	40	16	35	86	45	27	0.714
	0135 09 21	40	16	35	109	68	27	0.899
G3/4	0135 10 27	45	21	40	122	78	32	1.232


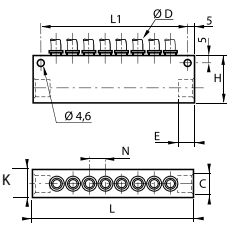

This product is designed to distribute in several directions.  
The number of ports can be increased by using tee pieces, cross pieces or double banjo couplings.

## Installation Options


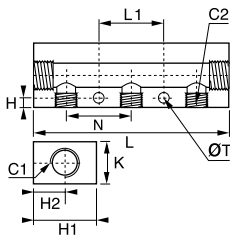

	F1			F2				F4				
	Number of Outlets	N°1	N°2	N°3	Number of Outlets	N°4	N°5	N°6	Number of Outlets	N°7	N°8	N°9
0135 06 13	1		G1/4		2	G1/8		G1/8	2	G1/8		G1/8
0135 09 13	2	G1/4		G1/4	3	G1/8	G1/8	G1/8	3	G1/8	G1/8	G1/8
0135 06 21	1		G1/2		2	G1/4		G1/4	2	G1/8		G1/8
0135 09 21	2	G1/2		G1/2	3	G1/4	G1/4	G1/4	3	G1/8	G1/8	G1/8
0135 10 27	3	G1/2	G1/8	G1/2	3	G1/8	G1/8	G1/8	3	G1/4	G1/8	G1/4

# Anodised Aluminium Manifolds


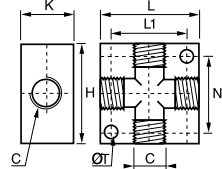

## 3310 In-Line Manifold

	Treated aluminium, NBR			<b>ØD</b>	<b>C</b>		<b>Number of Outlets</b>	<b>E</b>	<b>H</b>	<b>K</b>	<b>L</b>	<b>L1</b>	<b>N</b>	<b>kg</b>
	4	G1/4		<a href="#">3310 04 13</a>	8		10	33	20	114	104	11.5	0.175	
	6	G1/4		<a href="#">3310 06 13</a>	8		10	33	20	114	104	12.5	0.170	
	8	G3/8		<a href="#">3310 08 17</a>	6		12	33	20	114	104	15	0.157	
	10	G1/2		<a href="#">3310 10 21</a>	6		16	48	25	145.5	135.5	17	0.348	
	12	G1/2		<a href="#">3310 12 21</a>	6		16	45	25	158	148	20.5	0.370	


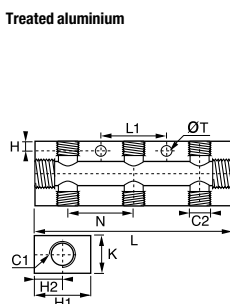

## 3311 Manifold, Female BSPP and Metric Thread

	Treated aluminium			<b>C1</b>	<b>C2</b>		<b>Number of Outlets</b>	<b>H</b>	<b>H1</b>	<b>H2</b>	<b>K</b>	<b>L</b>	<b>L1</b>	<b>N</b>	<b>ØT</b>	<b>kg</b>
	G1/8	M5x0.8		<a href="#">3311 19 10 07</a>	7		3.5	20	8.5	15	95	80	11	4.4	0.067	
	G1/8			<a href="#">3311 10 13 02</a>	2		4.5	30	15	20	61	50	30	5	0.079	
	G1/8			<a href="#">3311 10 13 03</a>	3		4.5	30	15	20	91	30	30	5	0.121	
	G1/4	G1/8			<a href="#">3311 10 13 04</a>		4	4.5	30	15	20	121	60	30	5	0.165
		G1/8			<a href="#">3311 10 13 05</a>		5	4.5	30	15	20	151	90	30	5	0.209
		G1/8			<a href="#">3311 10 13 06</a>		6	4.5	30	15	20	181	120	30	5	0.244
	G1/4	G1/4			<a href="#">3311 13 17 02</a>		2	5.5	30	11	20	74	61	36	6.5	0.076
		G1/4			<a href="#">3311 13 17 03</a>		3	6	30	11	20	110	36	36	6.5	0.121
		G3/8		G1/4	<a href="#">3311 13 17 04</a>		4	6	30	11	20	146	72	36	6.5	0.144
	G3/8	G1/4			<a href="#">3311 13 17 05</a>		5	6	30	11	20	182	108	36	6.5	0.212
		G1/4			<a href="#">3311 13 17 06</a>		6	6	30	11	20	218	144	36	6.5	0.265

## 3312 Cross Manifold, Female BSPP and Metric Thread


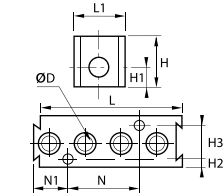

	Treated aluminium			<b>C</b>		<b>H</b>	<b>K</b>	<b>L</b>	<b>L1</b>	<b>N</b>	<b>ØT</b>	<b>kg</b>
	M5x0.8	<a href="#">3312 00 19</a>		20		10	20	12	12	4.5	0.010	
	G1/8	<a href="#">3312 00 10</a>		30		16	30	23	22	4.5	0.029	
	G1/4	<a href="#">3312 00 13</a>		40		20	40	30	27	5.5	0.066	
	G3/8	<a href="#">3312 00 17</a>		50		25	50	38	39	6.5	0.126	
	G1/2	<a href="#">3312 00 21</a>		50		25	50	38	39	6.5	0.101	

## 3313 Double Manifold, Female BSPP Thread

	Treated aluminium			<b>C1</b>	<b>C2</b>		<b>Number of Outlets</b>	<b>H</b>	<b>H1</b>	<b>H2</b>	<b>K</b>	<b>L</b>	<b>L1</b>	<b>N</b>	<b>ØT</b>	<b>kg</b>
	G1/4	G1/8			<a href="#">3313 10 13 02</a>		2x2	4.5	30	15	20	61	50	30	5	0.075
		G1/8			<a href="#">3313 10 13 03</a>		2x3	4.5	30	15	20	91	30	30	5	0.115
		G1/8			<a href="#">3313 10 13 04</a>		2x4	4.5	30	15	20	121	60	30	5	0.151
	G1/4	G1/8			<a href="#">3313 10 13 05</a>		2x5	4.5	30	15	20	151	90	30	5	0.194
		G1/4			<a href="#">3313 13 17 02</a>		2x2	6	40	20	20	74	61	36	6.5	0.109
		G1/4			<a href="#">3313 13 17 03</a>		2x3	6	40	20	20	110	36	36	6.5	0.179
	G3/8	G1/4			<a href="#">3313 13 17 04</a>		2x4	6	40	20	20	146	72	36	6.5	0.238
		G1/4			<a href="#">3313 13 17 05</a>		2x5	6	40	20	20	182	108	36	6.5	0.286
		G1/4			<a href="#">3313 13 21 03</a>		2x3	6	40	20	28	116	36	36	6.5	0.222
	G1/2	G1/4			<a href="#">3313 13 21 04</a>		2x4	6	40	20	28	152	72	36	6.5	0.295
		G1/4			<a href="#">3313 13 21 05</a>		2x5	6	40	20	28	188	108	36	6.5	0.369


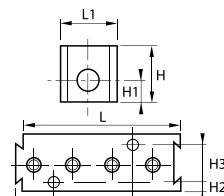

# Anodised Aluminium Manifolds

## 3301 Modular Manifold


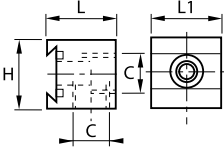

	<p>Treated aluminium, NBR</p> 	<p><b>ØD</b></p>		<p><b>Number of Outlets</b></p>	<p><b>H</b></p>	<p><b>H1</b></p>	<p><b>H2</b></p>	<p><b>H3</b></p>	<p><b>L</b></p>	<p><b>L1</b></p>	<p><b>N</b></p>	<p><b>N1</b></p>	<p><b>kg</b></p>
		<p>4</p>	<p><a href="#">3301 04 00</a></p>	<p>8</p>	<p>25</p>	<p>10</p>	<p>4.5</p>	<p>16</p>	<p>73.5</p>	<p>25</p>	<p>35</p>	<p>17</p>	<p>0.105</p>
		<p>6</p>	<p><a href="#">3301 06 00</a></p>	<p>4</p>	<p>25</p>	<p>10</p>	<p>4.5</p>	<p>16</p>	<p>73.5</p>	<p>25</p>	<p>35</p>	<p>17</p>	<p>0.108</p>

Fixing with screw M3x20

## 3301 Manifold, Female BSPP Thread


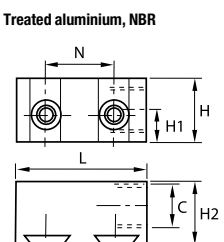

	<p>Treated aluminium, NBR</p> 	<p><b>C</b></p>		<p><b>Number of Outlets</b></p>	<p><b>H</b></p>	<p><b>H1</b></p>	<p><b>H2</b></p>	<p><b>H3</b></p>	<p><b>L</b></p>	<p><b>L1</b></p>	<p><b>N</b></p>	<p><b>N1</b></p>	<p><b>kg</b></p>
		<p>G1/8</p>	<p><a href="#">3301 07 10</a></p>	<p>4</p>	<p>25</p>	<p>10</p>	<p>4.5</p>	<p>16</p>	<p>73.5</p>	<p>25</p>	<p>35</p>	<p>17</p>	<p>0.097</p>
		<p>Fixing with screw M3x20 NPT available on request</p>											

## 3302 Single Manifold, Female BSPP Thread


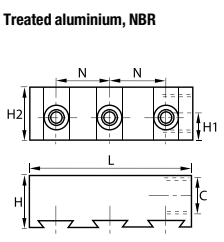

	<p>Treated aluminium, NBR</p> 	<p><b>C</b></p>		<p><b>H</b></p>	<p><b>L</b></p>	<p><b>L1</b></p>	<p><b>kg</b></p>
		<p>G1/4</p>	<p><a href="#">3302 01 13</a></p>	<p>25</p>	<p>24.5</p>	<p>25</p>	<p>0.030</p>
		<p><a href="#">3302 01 13 01</a></p>	<p>25</p>	<p>24.5</p>	<p>25</p>	<p>0.031</p>	

3302 01 13: side entry thread  
3302 01 13 01: rear entry thread  
NPT available on request

## 3302 Double Manifold, Female BSPP Thread


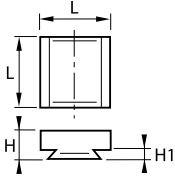

	<p>Treated aluminium, NBR</p> 	<p><b>C</b></p>		<p><b>H</b></p>	<p><b>H1</b></p>	<p><b>H2</b></p>	<p><b>L</b></p>	<p><b>N</b></p>	<p><b>kg</b></p>
		<p>G3/8</p>	<p><a href="#">3302 02 17</a></p>	<p>25</p>	<p>12.5</p>	<p>24.5</p>	<p>51</p>	<p>26</p>	<p>0.061</p>
		<p>Side entry thread NPT available on request</p>							

## 3302 Triple Manifold, Female BSPP Thread


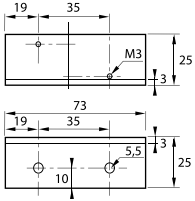

	<p>Treated aluminium, NBR</p> 	<p><b>C</b></p>		<p><b>H</b></p>	<p><b>H1</b></p>	<p><b>H2</b></p>	<p><b>L</b></p>	<p><b>N</b></p>	<p><b>kg</b></p>
		<p>G3/8</p>	<p><a href="#">3302 03 17</a></p>	<p>25</p>	<p>12.5</p>	<p>25</p>	<p>77</p>	<p>26</p>	<p>0.087</p>
		<p>Side entry thread NPT available on request</p>							

# Anodised Aluminium Manifolds

## 3303 End Plate for Manifold

	<p>Treated aluminium</p> 		<b>H</b>	<b>H1</b>	<b>L</b>	<b>kg</b>
			3303 00 01	9.5	3.5	25

## 3303 Angled Fixing Plate

	<p>Treated aluminium</p> 					<b>kg</b>
			3303 00 02			



# Brass Plugs

## 0205 Internal Hexagon Head Plug, Male BSPT Thread

	Brass		<b>C</b>		<b>E1</b>	<b>E2 min</b>	<b>E2 max</b>	<b>F</b>	<b>G</b>	<b>H</b>	<b>kg</b>
			R1/8	0205 10 00	6	3.1	4.9	5	9.7	8	0.003
			R1/4	0205 13 00	8	4.7	7.3	6	13.2	10	0.007
			R3/8	0205 17 00	8	5.1	7.7	8	16.7	11	0.013
			R1/2	0205 21 00	8	6.4	10	10	21	13	0.026
			R3/4	0205 27 00	11	7.7	11.3	14	26.4	17	0.054
			R1	0205 34 00	13	8.1	12.7	17	33.2	19	0.094
			R1¼	0205 42 00	14	10.4	15	22	41.9	22	0.176
			R1½	0205 49 00	14	10.4	15	24	47.8	22	0.246
			R2	0205 48 00	16	13.6	18.2	30	59.6	25	0.431
			For BSPT plug from 1/2" - 1½" inclusive: Conforms to DIN 906 Thread: EN 10226-1								

## 0205 Internal Hexagon Head Plug, Male NPT Thread

	Brass		<b>C</b>		<b>E1</b>	<b>E2 min</b>	<b>E2 max</b>	<b>F</b>	<b>G</b>	<b>H</b>	<b>kg</b>
			NPT1/8	0205 11 00	6	3.2	5	5	10.2	8	0.003
			NPT1/4	0205 14 00	8	4.4	7.2	6	13.6	10	0.008
			NPT3/8	0205 18 00	8	4.7	7.5	8	17	11	0.014
			NPT1/2	0205 22 00	8	6.3	9.9	10	21.2	13	0.026
			NPT3/4	0205 28 00	11	6.8	10.4	14	26.6	17	0.052
			NPT1	0205 35 00	13	8	12.4	17	33.2	19	0.091

## 0209 Square Head Plug, Male BSPT Thread

	Brass		<b>C</b>		<b>E1</b>	<b>E2 min</b>	<b>E2 max</b>	<b>G</b>	<b>H</b>	<b>J</b>	<b>kg</b>
			R1/8	0209 10 00	6	3.1	4.9	9.7	16	6	0.007
			R1/4	0209 13 00	8	4.7	7.3	13.2	18	8	0.014
			R3/8	0209 17 00	10	5.1	7.7	16.7	20	10	0.025
			R1/2	0209 21 00	11	6.4	10	21	22	13	0.047
			R3/4	0209 27 00	15	7.7	11.3	26.4	28	17	0.097
			R1	0209 34 00	18	8.1	12.7	33.2	32	19	0.170
			Conforms to DIN 906 Thread: EN 10226-1								

## 0220 Hex Head Plug, Male BSPP and Metric Thread

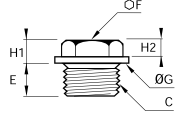

	Brass, technical polymer		<b>C</b>		<b>F</b>	<b>G</b>	<b>H1</b>	<b>kg</b>
			M5x0.8	0220 19 00	8	8	5	0.002
			G1/8	0220 10 00	14	14	7.5	0.011
			G1/4	0220 13 00	17	17	7.5	0.019
			G3/8	0220 17 00	17	22	8.5	0.024
			G1/2	0220 21 00	22	27	10	0.040
			Pre-assembled polyamide washer M5: with screwdriver slot for tightening Maximum allowable working pressure = 20 bar Part number with suffix 99, maximum allowable working pressure = 250 bar, example: 0220 19 00 99 Conforms to BNA 229 (with the exception of M5 model), BSPP thread, ISO ISO 228-1, Parallel, metric thread, ISO NFE 03-054					

## 0200 Hex Head Plug, Male BSPP and Metric Thread

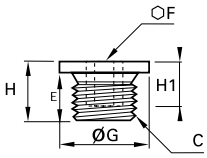

	Brass		<b>C</b>		<b>E</b>	<b>F</b>	<b>G</b>	<b>H1</b>	<b>H2</b>	<b>kg</b>
			M6x1	0200 52 00	6	10	10	4	3.5	0.004
			M8x1.25	0200 57 00	7	13	13	4	3.5	0.007
			M10x1	0200 60 00	8	14	14	5	4.5	0.011
			M12x1	0200 65 00	9	17	17	5	4.5	0.018
			M12x1.25	0200 66 00	9	17	17	5	4.5	0.017
			G1/8	0200 10 00	7	14	13.7	5.5	4	0.011
			G1/4	0200 13 00	8.5	17	16.7	5.5	4	0.019

# Brass Plugs

## 0201 Hex Head Plug with Collar, Male BSPP and Metric Thread

	Brass		C		E	F	G	H1	H2	kg
			M16x1.5	0201 75 00	10	17	22	6.5	5	0.025
			M18x1.5	0201 78 00	10	17	24	7	5	0.026
			M20x1.5	0201 80 00	10	17	26	7.5	5	0.031
			M22x1.5	0201 82 00	10	22	30	7.5	5	0.044
			M24x1.5	0201 83 00	10	22	32	7.5	5	0.046
			M24x2	0201 92 00	10	22	32	7.5	5	0.046
			M30x2	0201 88 00	11	27	38	8.5	6	0.075
			G3/8	0201 17 00	10	17	21.7	6.5	4.5	0.024
			G1/2	0201 21 00	10	22	26.7	7.5	5	0.041
			G3/4	0201 27 00	11	22	31.7	8.5	6	0.057
			G1	0201 34 00	11	27	39.7	8.5	6	0.087
			G1¼	0201 42 00	12	30	49.7	10	7	0.142

## 0202 Internal Hexagon Head Plug with Collar, Male Metric Thread

	Brass		C		E	F	G	H	H1	kg
			M12x1	0202 65 00	9	6	17	11	8	0.009
			M12x1.25	0202 66 00	9	6	17	11	8	0.009
			M14x1.5	0202 71 00	10	6	19	13	10	0.015
			M16x1.5	0202 75 00	10	8	22	13	10	0.020
			M18x1.5	0202 78 00	10	10	24	13	10	0.022
			M20x1.5	0202 80 00	10	12	26	13	10	0.025
			M22x1.5	0202 82 00	10	12	30	13	10	0.034
			M27x2	0202 86 00	11	17	35	15	11	0.053
			M30x2	0202 88 00	11	19	38	15	11	0.062

Parallel metric threads, ISO standard NFE 03-054

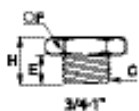
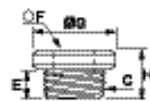
# Nickel-Plated Brass Plugs


**0919**

Internal Hexagon Head Plug, Male BSPP and Metric Thread



Nickel-plated brass



C		E	F	G	H	kg
M5x0.8	<a href="#">0919 00 19</a>	4	2.5	8	7.5	0.001
G1/8	<a href="#">0919 00 10</a>	6	3	15	10	0.007
G1/4	<a href="#">0919 00 13</a>	8	6	18	12	0.013
G3/8	<a href="#">0919 00 17</a>	9	8	21	13	0.021
G1/2	<a href="#">0919 00 21</a>	10	10	25	14.5	0.036
G3/4	<a href="#">0919 00 27</a>	11	30	-	17	0.050
G1	<a href="#">0919 00 34</a>	13	38	-	19	0.076

# Steel Plugs

## 0206 Internal Hexagon Head Plug, Male BSPT Thread

	Steel		<b>C</b>		<b>E1</b>	<b>E2 min</b>	<b>E2 max</b>	<b>F</b>	<b>G</b>	<b>H</b>	<b>kg</b>
			R1/8	<a href="#">0206 10 00</a>	6	3.1	4.9	5	9.7	8	0.003
			R1/4	<a href="#">0206 13 00</a>	8	4.7	7.3	6	13.2	10	0.007
			R3/8	<a href="#">0206 17 00</a>	8	5.1	7.7	8	16.7	11	0.012
			R1/2	<a href="#">0206 21 00</a>	8	6.4	10	10	21	13	0.023
			R3/4	<a href="#">0206 27 00</a>	11	7.7	11.3	14	26.4	17	0.048
			R1	<a href="#">0206 34 00</a>	13	8.1	12.7	17	33.2	19	0.086
			R1¼	<a href="#">0206 42 00</a>	14	10.4	15	22	41.9	22	0.166
			R1½	<a href="#">0206 49 00</a>	14	10.4	15	24	47.8	22	0.222

For BSPT plugs, from 1/2" - 1½" inclusive  
Conforms to DIN 906  
Thread, conforms to EN 10226-1

## 0206 Internal Hexagon Head Plug, Male NPT Thread

	Steel		<b>C</b>		<b>E1</b>	<b>E2 min</b>	<b>E2 max</b>	<b>F</b>	<b>G</b>	<b>H</b>	<b>kg</b>
			NPT1/16	<a href="#">0206 08 00</a>	6	3.8	6.4	4	7.8	7	0.002
			NPT1/8	<a href="#">0206 11 00</a>	6	3.2	5	5	10.2	8	0.003
			NPT1/4	<a href="#">0206 14 00</a>	8	4.4	7.2	6	13.6	10	0.007
			NPT3/8	<a href="#">0206 18 00</a>	8	4.7	7.5	8	17	11	0.012
			NPT1/2	<a href="#">0206 22 00</a>	8	6.3	9.9	10	21.2	13	0.024
			NPT3/4	<a href="#">0206 28 00</a>	11	6.8	10.4	14	26.6	17	0.047
			NPT1	<a href="#">0206 35 00</a>	13	8	12.4	17	33.2	19	0.083

## 0210 Hex Head Plug, Male BSPP and Metric Thread

	Steel		<b>C</b>		<b>E</b>	<b>F</b>	<b>G</b>	<b>H</b>	<b>kg</b>
			M8x1.25	<a href="#">0210 57 00</a>	8	14	12	15	0.010
			M10x1	<a href="#">0210 60 00</a>	8	14	14	15	0.013
			M12x1.25	<a href="#">0210 66 00</a>	11	17	17	18	0.021
			G1/8	<a href="#">0210 10 00</a>	8	14	14	15	0.012
			M14x1.25	<a href="#">0210 70 00</a>	11	19	19	20	0.032
			G1/4	<a href="#">0210 13 00</a>	12	19	18	21	0.031
			G3/8	<a href="#">0210 17 00</a>	12	22	22	21	0.046
			G1/2	<a href="#">0210 21 00</a>	14	27	26	24	0.078
			G3/4	<a href="#">0210 27 00</a>	16	32	32	27	0.134
			G1	<a href="#">0210 34 00</a>	18	41	39	33	0.269
			G1¼	<a href="#">0210 42 00</a>	20	50	49	35	0.441

Profile of head undercut conforms to DIN 3852-1; form D/E  
BSPP threads, ISO 228-1  
Parallel metric threads, NFE 03-054

## 0216 Hex Head Plug, Male BSPT Thread

	Steel		<b>C</b>		<b>F</b>	<b>H</b>	<b>kg</b>
			R1/8	<a href="#">0216 10 00</a>	13	16	0.012
			R1/4	<a href="#">0216 13 00</a>	17	19	0.023
			R3/8	<a href="#">0216 17 00</a>	19	21	0.038
			R1/2	<a href="#">0216 21 00</a>	22	23	0.060


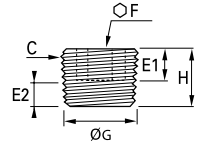

BSPT thread conforms to EN 10226-1

## 0216 Hex Head Plug, Male NPT Thread


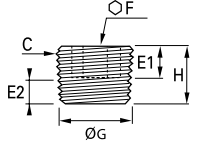

	Steel		<b>C</b>		<b>F</b>	<b>H</b>	<b>kg</b>
			NPT1/8	<a href="#">0216 11 00</a>	13	16	0.012
			NPT1/4	<a href="#">0216 14 00</a>	17	19	0.024
			NPT3/8	<a href="#">0216 18 00</a>	19	21	0.038
			NPT1/2	<a href="#">0216 22 00</a>	22	23	0.060

# Stainless Steel Plugs

## 0285 Internal Hexagon Head Plug, Male BSPT Thread


	Stainless steel 316L 	<b>C</b>		<b>E1</b>	<b>E2 min</b>	<b>E2 max</b>	<b>F</b>	<b>G</b>	<b>H</b>	<b>kg</b>
		R1/8	<b>0285 10 00</b>	6	3.1	4.9	5	9.7	8	0.003
		R1/4	<b>0285 13 00</b>	8	4.7	7.3	6	13.2	10	0.007
		R3/8	<b>0285 17 00</b>	8	5.1	7.7	8	16.7	11	0.013
		R1/2	<b>0285 21 00</b>	8	6.4	10	10	21	13	0.024
		R3/4	<b>0285 27 00</b>	11	7.7	11.3	14	26.4	17	0.051
		R1	<b>0285 34 00</b>	13	8.1	12.7	17	33.2	19	0.089

## 0285 Internal Hexagon Head Plug, Male NPT Thread

	Stainless steel 316L 	<b>C</b>		<b>E1</b>	<b>E2 min</b>	<b>E2 max</b>	<b>F</b>	<b>G</b>	<b>H</b>	<b>kg</b>
		NPT1/8	<b>0285 11 00</b>	6	3.2	5	5	10.2	8	0.003
		NPT1/4	<b>0285 14 00</b>	8	4.4	7.2	6	13.6	10	0.007
		NPT3/8	<b>0285 18 00</b>	8	4.7	7.5	8	17	11	0.013
		NPT1/2	<b>0285 22 00</b>	8	6.3	9.9	10	21.2	13	0.025


# Sealing Accessories

## 0138 Copper Washer

C		G1	G2	K	kg
M6	<a href="#">0138 06 00</a>	6.3	9	1	0.033
M8	<a href="#">0138 08 00</a>	8.3	11	1	0.001
M12	<a href="#">0138 12 00</a>	12.3	15.5	1.3	0.072
M14	<a href="#">0138 14 00</a>	14.3	18	1.5	0.001
M16	<a href="#">0138 16 00</a>	16.3	20	1.5	0.001
M18	<a href="#">0138 18 00</a>	18.3	22	1.5	0.001
M20	<a href="#">0138 20 00</a>	20.3	24	1.5	0.001
M22	<a href="#">0138 22 00</a>	22.3	27	1.5	0.002
M24	<a href="#">0138 24 00</a>	24.3	29	2	0.003
M26	<a href="#">0138 26 00</a>	26.3	31	2	0.003
M30	<a href="#">0138 30 00</a>	30.3	36	2	0.004
M36	<a href="#">0138 36 00</a>	36.3	42	2	0.005
M39	<a href="#">0138 39 00</a>	39.3	44	2	0.007
M45	<a href="#">0138 45 00</a>	45.3	52	2	0.007
M52	<a href="#">0138 52 00</a>	52.3	60	2	0.009
G1/8	<a href="#">0138 10 00</a>	10.3	13.5	1	0.001
G1/4	<a href="#">0138 13 00</a>	13.5	18	1.3	0.001
G3/8	<a href="#">0138 17 00</a>	17.3	21	1.5	0.001
G1/2	<a href="#">0138 21 00</a>	21.3	26	1.5	0.002
G3/4	<a href="#">0138 27 00</a>	27.3	32	2	0.003
G1	<a href="#">0138 33 00</a>	33.5	39	2	0.005
G1 1/4	<a href="#">0138 42 00</a>	42.5	49	2	0.007
G1 1/2	<a href="#">0138 48 00</a>	48.3	55	2	0.008
G2	<a href="#">0138 60 00</a>	60	68	2.5	0.014

DIN 7603  
ISO 65061



## 0137 Bonded Seal

C		G1	G2	K	kg
M12	<a href="#">0137 12 00</a>	12.7	19	1.5	0.001
M14	<a href="#">0137 14 00</a>	14.7	21	1.5	0.001
M16	<a href="#">0137 16 00</a>	16.7	23	1.5	0.002
M18	<a href="#">0137 18 00</a>	18.7	27	2	0.004
M20	<a href="#">0137 20 00</a>	20.7	29	2	0.004
M22	<a href="#">0137 22 00</a>	22.7	31	2	0.005
M24	<a href="#">0137 24 00</a>	24.7	33	2	0.005
M30	<a href="#">0137 30 00</a>	30.7	39	2	0.071
M39	<a href="#">0137 39 00</a>	40	51	2.5	0.012
M45	<a href="#">0137 45 00</a>	46	57	2.5	0.014
G1/8	<a href="#">0137 10 00</a>	10.7	17	1.5	0.001
G1/4	<a href="#">0137 13 00</a>	13.7	20.6	2.1	0.002
G3/8	<a href="#">0137 17 00</a>	17.4	23.7	1.5	0.002
G1/2	<a href="#">0137 21 00</a>	21.5	28.6	2.5	0.004
G3/4	<a href="#">0137 27 00</a>	27	35.3	2	0.007
G1	<a href="#">0137 33 00</a>	33.7	42	2	0.007
G1 1/4	<a href="#">0137 42 00</a>	43	54	2.5	0.013
G1 1/2	<a href="#">0137 48 00</a>	49	60	2.5	0.015
G2	<a href="#">0137 60 00</a>	60.7	73	3	0.027

Note: to use these bonded seals successfully it is necessary to spot face around the female thread to provide a sealing face.  
The diameter should be 0.3 mm to 0.5 mm greater than the external diameter of the seal.  
The surface finish of the spot face should not exceed 12  $\mu$ .



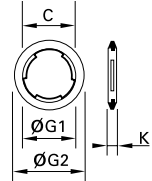
# Sealing Accessories

## 0605 Fluoropolymer Tape

	FKM		<b>kg</b>
		<b>0605 12 12</b>	0.012

Can be used for temperatures from - 250°C to +260°C.  
Chemically inert and resistant to gases, acids, solvents, hydrocarbons, oils, alkalines, steam etc.  
Non-toxic, waterproof, self-lubricating.  
In accordance with CFR21.  
Can be used on all materials.  
Used to facilitate the preparation of leak-free threaded joints.  
Supplied on a reel, length = 12 m; width = 12.7 mm; thickness 0.08 mm.



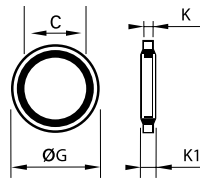
## 0602 Captive Sealing Washer

	Technical polymer		<b>C</b>	<b>G1</b>	<b>G2</b>	<b>K</b>	<b>kg</b>
							

M5x0.8	<b>0602 29 93 15</b>	5.2	7.8	1.5	0.001
G1/8	<b>0602 23 10 20</b>	10.3	14	2	0.001
G1/4	<b>0602 23 11 20</b>	13.7	17.5	2	0.001
G3/8	<b>0602 23 12 20</b>	17.2	21	2	0.001
G1/2	<b>0602 23 13 20</b>	21.5	25.5	2.5	0.002
G3/4	<b>0602 27 32 20</b>	27	32	2.5	0.001
G1	<b>0602 30 60 20</b>	33.8	39	3	0.001

Maximum allowable working pressure: 20 bar

## 0139 Bi-Material Captive Sealing Washer

	Zinc-plated steel with NBR seal		<b>C</b>	<b>G</b>	<b>K</b>	<b>K1</b>	<b>kg</b>
							

G1/8	<b>0139 10 00</b>	14	1	1.7	0.001
G1/4	<b>0139 13 00</b>	17	1	1.7	0.001
G3/8	<b>0139 17 00</b>	22	1.2	2.1	0.001
G1/2	<b>0139 21 00</b>	26	1.6	2.5	0.002
G3/4	<b>0139 27 00</b>	32	1.5	2.5	0.003
G1	<b>0139 34 00</b>	39.6	1.7	2.6	0.003

Maximum allowable working pressure: 250 bar

Technical characteristics of captive seals **0602**


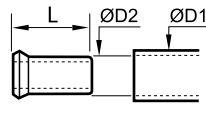

Tightening torque



	M5x0.8	G1/8	G1/4	G3/8	G1/2	G3/4	G1
Min. Torque in daN.m	0.06	0.08	0.3	0.5	1	1.2	1.9
Max. Torque daN.m	0.16	0.8	1.2	3	3.5	6	9


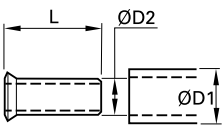

# Tube Supports

## 0127 Brass Tube Support for Polymer Tubing

	Brass  	<b>ØD1</b>	<b>ØD2</b>		<b>L</b>	<b>kg</b>
		4	2	<a href="#">0127 04 00</a>	11	0.001
			2.7	<a href="#">0127 04 27</a>	11	0.001
		5	3	<a href="#">0127 05 03</a>	11	0.001
			3.3	<a href="#">0127 05 00</a>	11.5	0.009
		6	4	<a href="#">0127 06 00</a>	11.5	0.001
		8	5.5	<a href="#">0127 08 55</a>	14	0.001
			6	<a href="#">0127 08 00</a>	14	0.001
			7	<a href="#">0127 10 07</a>	18	0.001
		10	7.5	<a href="#">0127 10 75</a>	18	0.001
			8	<a href="#">0127 10 00</a>	18	0.002
			8	<a href="#">0127 12 08</a>	18	0.002
		12	9	<a href="#">0127 12 09</a>	18	0.002
			10	<a href="#">0127 12 00</a>	18	0.001
			11	<a href="#">0127 14 11</a>	18	0.002
		14	12	<a href="#">0127 14 00</a>	18	0.002
		15	12	<a href="#">0127 15 12</a>	18	0.002
		16	13	<a href="#">0127 16 13</a>	18	0.003
		18	14	<a href="#">0127 18 14</a>	19.5	0.003
		20	15	<a href="#">0127 20 15</a>	20.5	0.003
		22	16	<a href="#">0127 22 16</a>	21	0.004
		25	19	<a href="#">0127 25 19</a>	25	0.007

This tube support guarantees good gripping, at high temperatures and pressures, by preventing collapsing of the tube.

## 1827 Stainless Steel Tube Support for Fluoropolymer Tubing

	Stainless steel 316L  	<b>ØD1</b>	<b>ØD2</b>		<b>L</b>	<b>kg</b>
		6	4	<a href="#">1827 06 00</a>	11.5	0.001
		8	6	<a href="#">1827 08 00</a>	14	0.001
		10	8	<a href="#">1827 10 00</a>	18	0.001
		12	9	<a href="#">1827 12 09</a>	18	0.001
			10	<a href="#">1827 12 00</a>	18	0.001
		16	14	<a href="#">1827 16 00</a>	18	0.002

This tube support is necessary when using fluoropolymer FEP tubing at all temperatures compatible with the fitting/tubing assembly.