


Applicable standard				
Rating	Operating Temperature range	-40 °C to +105°C (Note1)	Storage Temperature range	-10 °C to +60°C (Note3)
	Operating Humidity range	20% to 80% (Note2)	Storage Humidity range	40% to 70% (Note3)
	Applicable connector	DF62W-*EP-2.2C(##)	Voltage	AC/DC 250V
	Applicable cable	UL1007 : AWG22-24 UL1430 : AWG26	Current 	AWG 22 : 4A/pin AWG 24 : 3.5A/pin AWG 26 : 3A/pin

### Specifications

Item	Test method	Requirements	QT	AT
------	-------------	--------------	----	----


<b>Construction</b>				
General examination	Visually and by measuring instrument.	According to drawing.	X	X
Marking	Confirmed visually.		X	X

<b>Electric characteristics</b>				
Contact resistance	20mV MAX, 1mA (DC or 1000Hz).	30 mΩ MAX.	X	-

<b>Mechanical characteristics</b>				
Mechanical operation	30 times insertion and extraction.	1)Contact resistance: 30 mΩ MAX. 2)No damage, crack or looseness of parts.	X	-
Vibration	Frequency 10 to 55 Hz, single amplitude 0.75 mm, at 10 cycles for 3 direction.	1)No electrical discontinuity of 1 μs. 2)No damage, crack or looseness of parts.	X	-
Shock	490 m/s <sup>2</sup> duration of pulse 11 ms at 3 times each for 3 both axial directions.		X	-

<b>Environmental characteristics</b>				
Damp heat (Steady state)	Exposed at 40 ± 2°C , 90 to 95 %, 96 h. (After leaving the room temperature for 1-2h.)	1)Contact resistance: 30 mΩ MAX. 2)No damage, crack or looseness of parts.	X	-
Rapid change of temperature	Temperature -55°C → +85°C Time 30min → 30min Under 5 cycles. (The transferring time of the tank is 2-3 min) (After leaving the room temperature for 1-2h.)		X	-



Note 1: Include the temperature rising by current.  
 Note 2: No condensing.  
 Note 3: Apply to the packaged and unused product. 

Count	Description of revisions	Designed	Checked	Date
 2	DIS-H-00015722	HT. SATO	SZ. ONO	20221017

Remarks	Approved	KI. AKIYAMA	20150824
	Checked	TS. FUKUSHIMA	20150824
	Designed	YK. YAMAGUCHI	20150824
	Drawn	MI. SAKIMURA	20150824

Unless otherwise specified, refer to IEC 60512.

Note QT:Qualification Test AT:Assurance Test X:Applicable Test	Drawing No.	ELC-353733-00-00
--	-------------	------------------

	Specification sheet	Part No.	DF62W-EP2226PC		
	HIROSE ELECTRIC CO., LTD.	Code No.	CL0544-1013-3-00		1/1