

640136-6 ✓ ACTIVE

AMP

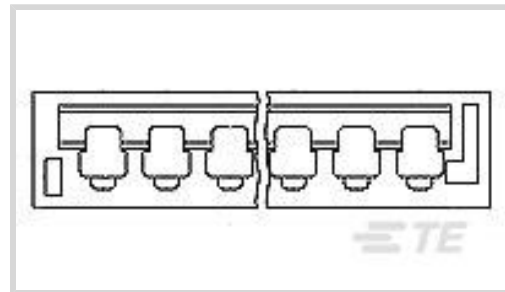
TE Internal #: 640136-6

Receptacle, Wire-to-Board, 6 Position, 3.96 mm [.156 in] Centerline, 1 Row, Printed Circuit Board, Board Mount, -55 – 105 °C [-67 – 221 °F], Housing

[View on TE.com >](#)



Connectors > PCB Connectors > Board-to-Board Connectors > Board-to-Board Connector Housings



Connector & Housing Type: **Receptacle**

Connector System: **Wire-to-Board**

Number of Positions: **6**

Centerline (Pitch): **3.96 mm [.156 in]**

Number of Rows: **1**

Features

Product Type Features

Connector & Housing Type	Receptacle
Connector System	Wire-to-Board
Connector & Contact Terminates To	Printed Circuit Board

Configuration Features

Number of Positions	6
Number of Rows	1

Contact Features

Contact Type	Socket
Contact Current Rating (Max)	6 A

Mechanical Attachment

Mating Alignment Type	Polarization
Mating Alignment	With
Connector Mounting Type	Board Mount

Housing Features

Centerline (Pitch)	3.96 mm [.156 in]
--------------------	-------------------

Usage Conditions

Operating Temperature Range	-55 – 105 °C [-67 – 221 °F]
-----------------------------	-----------------------------



Operation/Application

Circuit Application	Signal
---------------------	--------

Industry Standards

UL Flammability Rating	UL 94V-0
------------------------	----------

Product Compliance

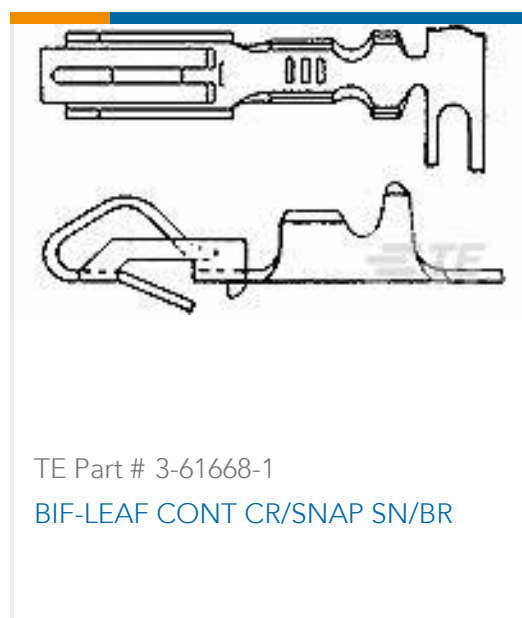
[For compliance documentation, visit the product page on TE.com>](#)

EU RoHS Directive 2011/65/EU	Compliant
EU ELV Directive 2000/53/EC	Compliant
China RoHS 2 Directive MIIT Order No 32, 2016	No Restricted Materials Above Threshold
EU REACH Regulation (EC) No. 1907/2006	Current ECHA Candidate List: JUNE 2024 (241) Candidate List Declared Against: JUNE 2024 (241) Does not contain REACH SVHC
Halogen Content	Not Low Halogen - contains Br or Cl > 900 ppm.
Solder Process Capability	Not applicable for solder process capability

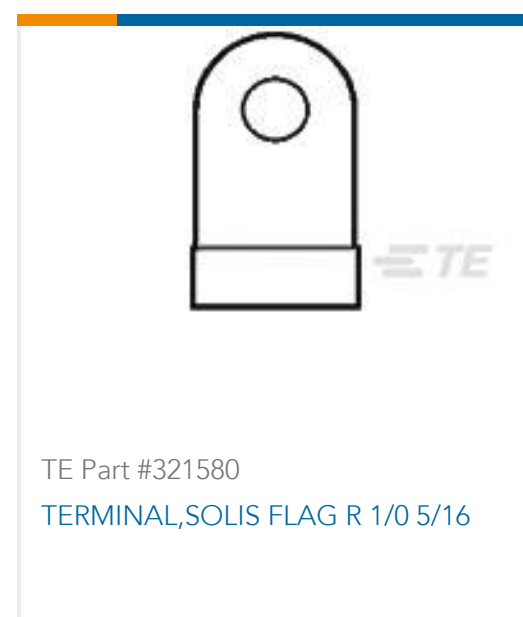
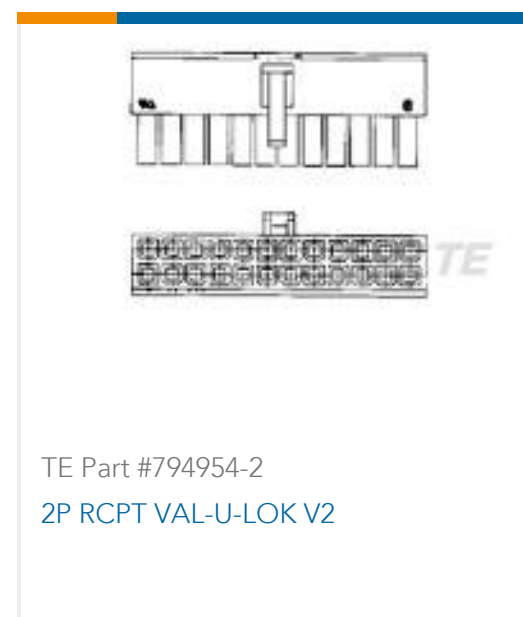
Product Compliance Disclaimer

This information is provided based on reasonable inquiry of our suppliers and represents our current actual knowledge based on the information they provided. This information is subject to change. The part numbers that TE has identified as EU RoHS compliant have a maximum concentration of 0.1% by weight in homogenous materials for lead, hexavalent chromium, mercury, PBB, PBDE, DBP, BBP, DEHP, DIBP, and 0.01% for cadmium, or qualify for an exemption to these limits as defined in the Annexes of Directive 2011/65/EU (RoHS2). Finished electrical and electronic equipment products will be CE marked as required by Directive 2011/65/EU. Components may not be CE marked. Additionally, the part numbers that TE has identified as EU ELV compliant have a maximum concentration of 0.1% by weight in homogenous materials for lead, hexavalent chromium, and mercury, and 0.01% for cadmium, or qualify for an exemption to these limits as defined in the Annexes of Directive 2000/53/EC (ELV). Regarding the REACH Regulation, the information TE provides on SVHC in articles for this part number is based on the latest European Chemicals Agency (ECHA) 'Guidance on requirements for substances in articles' posted at this URL: <https://echa.europa.eu/guidance-documents/guidance-on-reach>

Compatible Parts



Customers Also Bought



Documents

Product Drawings

06P EDGE CONN HSG, BIF-LEAF

English

CAD Files

3D PDF

English

Customer View Model

ENG_CVM_640136-6_U.2d_dxf.zip

English

Customer View Model

ENG_CVM_640136-6_U.3d_igs.zip

English

Customer View Model

ENG_CVM_640136-6_U.3d_stp.zip

English

By downloading the CAD file I accept and agree to the [Terms and Conditions](#) of use.



Product Specifications

Bifurcated Leaf Contact

English

Application Specification

English

Instruction Sheets

BIFURCATED LEAF CONTACT CONNECTORS

English

Instruction Sheet (U.S.)

English

Agency Approvals

Agency Approval Document

English