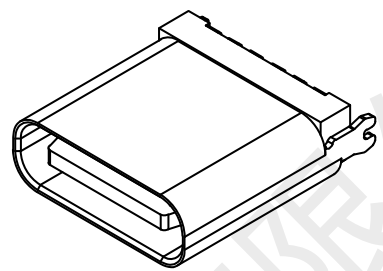
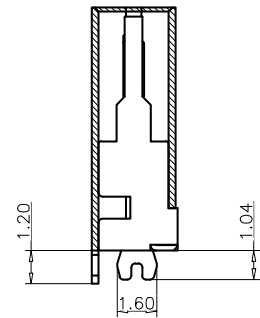
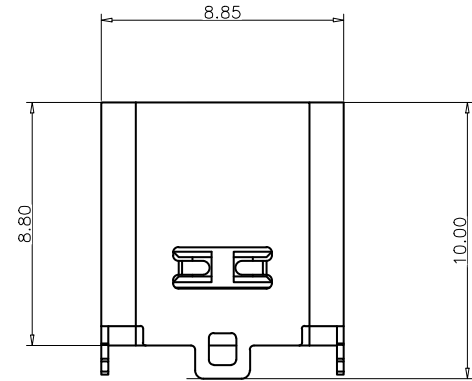
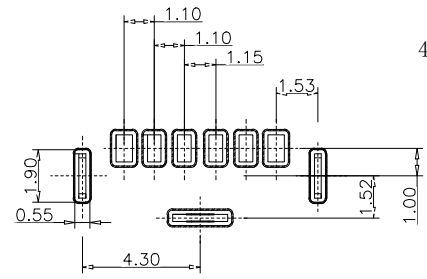
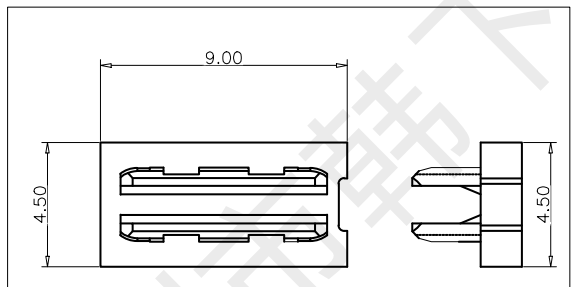
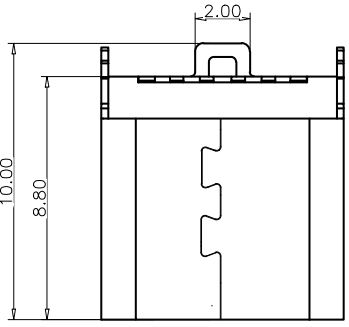
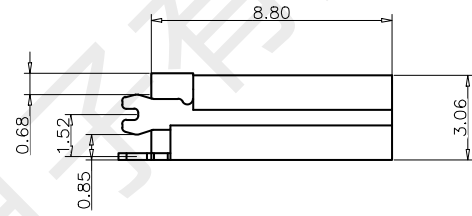
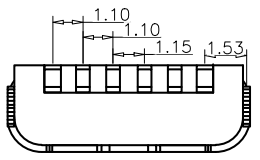
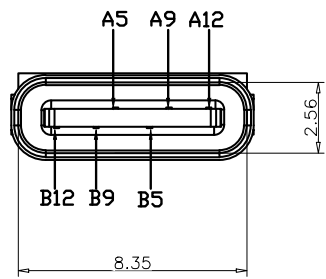


REV.	ECN	DESCRIPTION	MDF'D	DATE
		新订图面		



**规格说明 Specifications:**

- 1. 电气特性 Electrical:**
  - 额定电压 (Rated voltage): 5V DC
  - 额定电流 (Rated current): 3A VBUS引脚; 1.25A用于GND引脚, 其他引脚为0.25A.
  - 接触电阻 (Contact resistance): 40mΩ Max
  - 测试条件: 20mv, 100mA下测量.
  - 绝缘电阻 (Insulation resistance): 100MΩ Min
  - 耐电压 (Withstand Voltage): 100V AC
- 2. 机械性能 Mechanical:**
  - 插入力 (Mate force): 0.5-2.0Kg
  - 拔出力 (Unmate force): 0.6-2.0Kg
  - 插拔次数 (Durability): 5000 Cycles.
- 3. 材料 Material:**
  - 胶芯 (Housing): LCP UL94 V-0
  - 端子 (Contact): C2680, T=0.2mm; 镍底, 镀金
  - 外壳 (Shell): 不锈钢201-H 表面镀镍
- 4. 温度范围 (Temperature Range): -30°C to +80°C.**



RECOMMEND P.C.B LAYOUT (COMPONENT SIDE)  
TOLERANCE FOR PCB LAYOUT IS ±0.05

**USB TYPE C PIN ASSIGNMENTS**

PIN NUMBER	SIGNAL NAME	PIN NUMBER	SIGNAL NAME
		B12	GND
		B9	VBUS
A5	CC1		
		B5	CC2
A9	VBUS		
A12	GND		

TABLE:

NO	PART	Q'TY	Material
1	SHELL	1	ZINC ALLOY, NI30u"Min PLATED
2	CONTACT	6	C2680, TIN80u"/Au1u"/NI30u" PLATED
3	1MD HOUSING	1	LCP UL94 V-0 BLACK
4	CAP	1	LCP UL94 V-0 BLACK
5	WATERPROOF RING	1	SILICONE UL94 V-0 BLACK



品名 (ITEM NO)	HX TYPE-C 6P LT H8.8
料号 (PART NO)	
图号 (DWG NO)	A1

页码 (SHEET)	1	单位 (UNIT):	MM
版本 (REV)	A1	比例 (SCALE)	1:1
日期 (DATE)	2022.7.4		
设计 (DESIGN)	黄斌	未注公差	TOLERANCE UNSPECIFIED
审核 (CHECKED)	张伟	X.X	±0.20
		X.XX	±0.15
		X.XXX	±0.10
核准 (APPROVED)	罗小春	X°	±5°
		X.X°	±2°