

REVISIONS					
REV.	ECN NO.	LOCATION	DESCRIPTION	DATE	DESIGN
A0	N/A		INITIAL RELEASE	/	/
A1	N/A		图面升级整理图面	2025.2.10	阿树

Specifications:
规格:
Voltage rating:250V AC/DC
额定电压: 250V AC/DC
Current rating:3A AC/DC
额定电流: 3A AC/DC
Withstanding voltage:1000V AC/minute
耐受电压: 1000V AC/分钟
Temperature range:-40°C--+125°C
温度范围: -40°C--+125°C
Insulation resistance:1000MΩ min
绝缘电阻: 1000MΩ Min
Contact resistance:20mΩ Max
接触电阻: 20mΩ Max

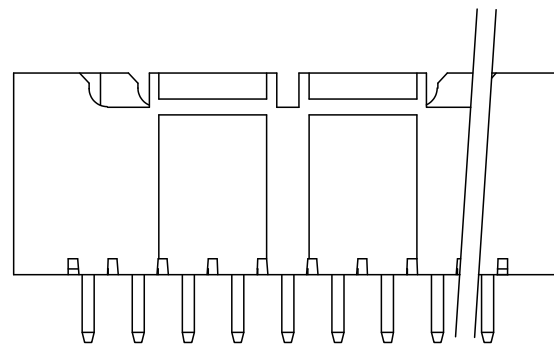
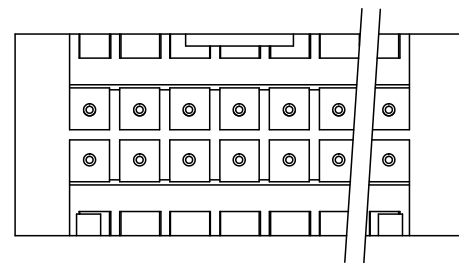
PART NO.:

X2508 W V-2xXX A-NQ SN
① ② ③ ④ ⑤ ⑥ ⑦

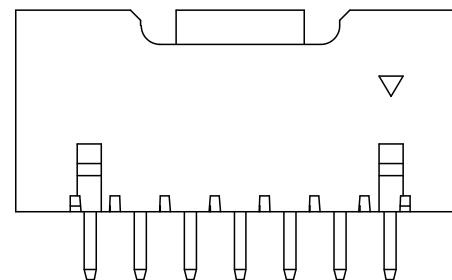
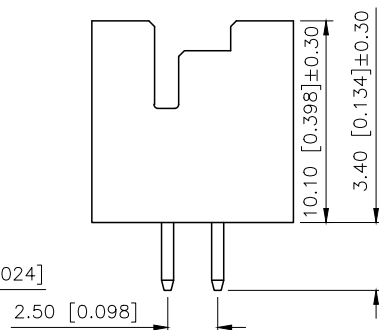
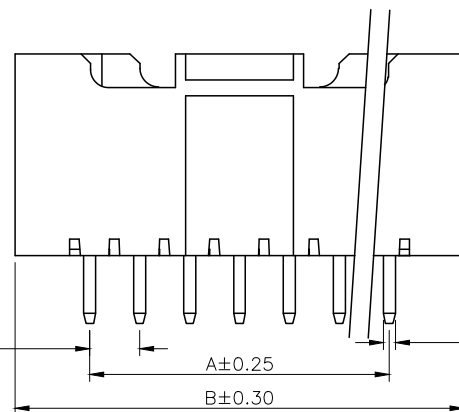
- ①Series No
- ②Category:W-Wafer
- ③Welding Board Angle:V-Straight 180°
- ④Row No.Pin No:2xXX-2x02~2x20 Pin
- ⑤Special No.
- ⑥Material:N0-Nylon 66 UL94V-0
- ⑦Plating:SN-Plated Tin

Poles	Dimensions(mm)			Poles	Dimensions(mm)		
	A	B	C		A	B	C
2x02	2.50	10.00	6.40	2x10	22.50	30.00	26.40
2x03	5.00	12.50	8.90	2x11	25.00	32.50	28.90
2x04	7.50	15.00	11.40	2x12	27.50	35.00	31.40
2x05	10.00	17.50	13.90	2x13	30.00	37.50	33.90
2x06	12.50	20.00	16.40	2x14	32.50	40.00	36.40
2x07	15.00	22.50	18.90	2x15	35.00	42.50	38.90
2x08	17.50	25.00	21.40
2x09	20.00	27.50	23.90	2x20	47.50	55.00	51.40

X2508WV-2xXXA-NOSN	Nylon 66	Brass	X2508H-A
PART NO	Material	Material(Pin)	Suitable XKB Housing



2x09PIN以上



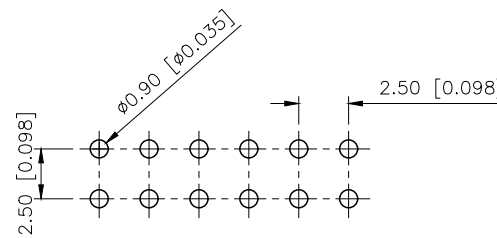
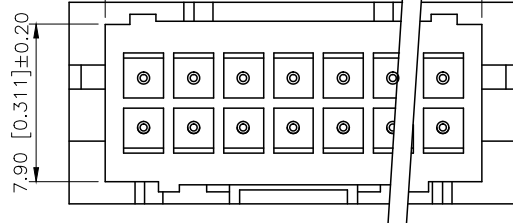
2.50 [0.099] 0.60 [0.024]

A±0.25
B±0.30

2.50 [0.098]

2x02~2x08PIN

C±0.20



PCB LAYOUT

AuGLAR	±5°
X.	±0.40
X.x	±0.30
X.xx	±0.20
X.xxx	±0.15
UNSPECIFIED TOLERANCES	



DESIGN	阿树	VIEW:		MODEL TYPE:	2.50mm Crimp Style Connector
CHECKED		UNIT:	mm/in	PART NO.:	X2508WV-2xXXA-NOSN
APPROVED		SIZE:	A4	DWG NO.:	