

280377-1 ✓ ACTIVE

AMPMODU | AMPMODU Headers

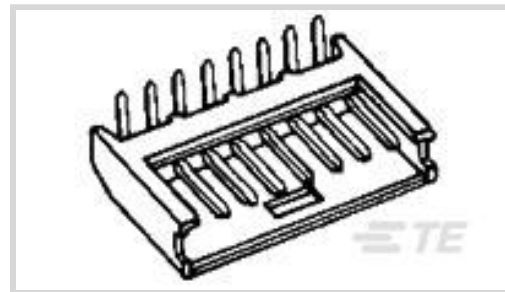
TE Internal #: 280377-1

PCB Mount Header, Right Angle, Board-to-Board, 2 Position, 2.54 mm [.1 in] Centerline, Partially Shrouded, Tin, Through Hole - Solder, AMPMODU Headers

[View on TE.com >](#)



Connectors > PCB Connectors > PCB Headers & Receptacles



PCB Connector Assembly Type: **PCB Mount Header**

PCB Mount Orientation: **Right Angle**

Connector System: **Board-to-Board**

Number of Positions: **2**

Number of Rows: **1**

Features

Product Type Features

Connector Shape	Rectangular
PCB Connector Assembly Type	PCB Mount Header
Connector System	Board-to-Board
Header Type	Partially Shrouded
Sealable	No
Connector & Contact Terminates To	Printed Circuit Board

Configuration Features

Connector Contact Load Condition	Fully Loaded
PCB Mount Orientation	Right Angle
Number of Positions	2
Number of Rows	1

Electrical Characteristics

Dielectric Withstanding Voltage (Max)	750 V
Operating Voltage	40 VAC

Body Features

Connector Profile	Standard
Primary Product Color	Black

Contact Features



Contact Mating Area Length	6.6 mm[.259 in]
Mating Square Post Dimension	.63 mm[.025 in]
PCB Contact Termination Area Plating Material Thickness	3 – 5 μm [118.11 – 196.85 μin]
Contact Layout	Inline
Contact Underplating Material Thickness	1.27 μm [50 μin]
Contact Shape & Form	Square
Contact Mating Area Plating Material Finish	Bright
Contact Underplating Material	Nickel
PCB Contact Termination Area Plating Material	Tin
Contact Base Material	Brass
Contact Mating Area Plating Material	Tin
Contact Mating Area Plating Material Thickness	3 – 5 μm [118.11 – 196.85 μin]
Contact Type	Pin
Contact Current Rating (Max)	3 A

Termination Features

Termination Post & Tail Length	3.5 mm[.138 in]
Termination Method to PCB	Through Hole - Solder

Mechanical Attachment

Mating Retention	With
Panel Mount Feature	Without
Mating Alignment	With
Mating Alignment Type	Polarization
PCB Mount Retention	Without
PCB Mount Alignment	Without
Connector Mounting Type	Board Mount

Housing Features

Centerline (Pitch)	2.54 mm[.1 in]
Housing Material	Flame Retardant Thermoplastic

Dimensions

Connector Length	7.7 mm[.303 in]
Connector Height	5 mm[.197 in]
Connector Width	14.9 mm[.587 in]



Row-to-Row Spacing	2.54 mm [.1 in]
--------------------	-----------------

Usage Conditions

Housing Temperature Rating	Standard
Operating Temperature Range	-40 – 80 °C [-40 – 176 °F]

Operation/Application

Circuit Application	Power & Signal
---------------------	----------------

Industry Standards

Industry Standard	IEC
UL Flammability Rating	UL 94V-0

Packaging Features

Packaging Quantity	1500
Packaging Method	Box

Product Compliance

[For compliance documentation, visit the product page on TE.com>](#)

EU RoHS Directive 2011/65/EU	Compliant
EU ELV Directive 2000/53/EC	Compliant
China RoHS 2 Directive MIIT Order No 32, 2016	No Restricted Materials Above Threshold
EU REACH Regulation (EC) No. 1907/2006	Current ECHA Candidate List: JUNE 2024 (241) Candidate List Declared Against: JUNE 2024 (241) Does not contain REACH SVHC
Halogen Content	Not Low Halogen - contains Br or Cl > 900 ppm.
Solder Process Capability	Wave solder capable to 265°C

Product Compliance Disclaimer

This information is provided based on reasonable inquiry of our suppliers and represents our current actual knowledge based on the information they provided. This information is subject to change. The part numbers that TE has identified as EU RoHS compliant have a maximum concentration of 0.1% by weight in homogenous materials for lead, hexavalent chromium, mercury, PBB, PBDE, DBP, BBP, DEHP, DIBP, and 0.01% for cadmium, or qualify for an exemption to these limits as defined in the Annexes of Directive 2011/65/EU (RoHS2). Finished electrical and electronic equipment products will be CE marked as required by Directive 2011/65/EU. Components may not be CE marked. Additionally, the part numbers that TE has identified as EU ELV compliant have a maximum concentration of 0.1% by weight in homogenous materials for lead, hexavalent chromium, and mercury, and 0.01% for cadmium, or qualify for an exemption to these limits as defined in the Annexes of Directive 2000/53/EC (ELV). Regarding the REACH Regulation, the information TE provides on SVHC in articles for this part number is based on the latest European Chemicals Agency (ECHA) 'Guidance on requirements for substances in articles' posted at this URL: <https://echa.europa.eu/guidance-documents/guidance-on-reach>




Compatible Parts




TE Part # 280358
AMPMODU II REC. HSG, SINGLE
ROW 2 POS

Also in the Series | AMPMODU Headers



Connector Caps & Covers(1)




Connector Contacts(64)



Connector Hardware(2)



PCB Headers & Receptacles(3202)



Wire-to-Board Connector Assemblies
& Housings(5)

Customers Also Bought



TE Part #280520-1
12P AMPMODU II SHRD HDR, ST, TIN



TE Part #280372-1
6P AMPMODU II SHRD HDR, ST, TIN



TE Part #280374-1
10P AMPMODU II SHRD HDR, ST, TIN



TE Part #1879354-5
RR03 5% R47 AMMO



Documents

Product Drawings

2P AMPMODU II SHRD HDR, RT ANG, TIN

English

CAD Files

3D PDF

3D

Customer View Model

[ENG_CVM_CVM_280377-1_S_c-280377-1-s.2d_dxf.zip](#)

English

Customer View Model

[ENG_CVM_CVM_280377-1_S_c-280377-1-s.3d_igs.zip](#)

English

Customer View Model

[ENG_CVM_CVM_280377-1_S_c-280377-1-s.3d_stp.zip](#)

English

By downloading the CAD file I accept and agree to the [Terms and Conditions](#) of use.