

HD10-5-16P

✓ ACTIVE

DEUTSCH | DEUTSCH HD, DEUTSCH HD10

TE Internal #: HD10-5-16P

Housing for Male Terminals, Wire-to-Panel, 5 Position, Sealable, Gray, Wire & Cable, Power, Panel Mount, -55 – 125 °C [-67 – 257 °F], Hybrid

[View on TE.com >](#)



Connectors > Automotive Connectors > Automotive Housings > DEUTSCH HD10 Housings



Connector System: **Wire-to-Panel**

Number of Positions: **5**

Connector & Housing Type: **Housing for Male Terminals**

Sealable: **Yes**

Mating Pin Diameter: **1.6 mm [ .063 in ]**

[All DEUTSCH HD10 Housings \(53\)](#)

Features

Product Type Features

Mixed & Hybrid Connector	No
Connector Shape	Circular
Connector System	Wire-to-Panel
Connector & Housing Type	Housing for Male Terminals
Sealable	Yes
Connector & Contact Terminates To	Wire & Cable
Primary Locking Feature	Integrated in Housing

Configuration Features

Blank Cavity Position	0
Connector Modification	Non-Threaded Rear
Number of Positions	5

Electrical Characteristics

Operating Voltage	250 VAC
Nominal Voltage Architecture	250 V

Body Features

Cable Exit Angle	180°
Primary Product Color	Gray



Contact Features

Contact Size	Size 16
Contact Type	Pin
Mating Pin Diameter	1.6 mm[.063 in]
Contact Current Rating (Max)	13 A

Mechanical Attachment

Terminal Position Assurance	No
Strain Relief	Without
Mating Alignment Type	Polarizing Rib
Mating Alignment	With
Connector Mounting Type	Panel Mount

Housing Features

Housing Material	PA GF
------------------	-------

Dimensions

Connector Height	41.6 mm[1.64 in]
Product Width	32.3 mm[1.27 in]
Product Length	32.3 mm[1.27 in]
Compatible Insulation Diameter Range	2.5 – 3.8 mm[.1 – .15 in]

Usage Conditions

Operating Temperature (Max)	125 °C[257 °F]
Operating Temperature Range	-55 – 125 °C[-67 – 257 °F]

Operation/Application

Circuit Application	Power
---------------------	-------

Industry Standards

Degree of Protection	IP68, IP6K9K
UL Flammability Rating	20mm Flame Test per Standard UL-94

Packaging Features

Packaging Quantity	1
Packaging Method	Package

Other

Serviceable	Yes
-------------	-----



Connector Position Assurance Capable

No

Product Compliance

For compliance documentation, visit the product page on TE.com>

EU RoHS Directive 2011/65/EU	Compliant
EU ELV Directive 2000/53/EC	Compliant
China RoHS 2 Directive MIIT Order No 32, 2016	No Restricted Materials Above Threshold
EU REACH Regulation (EC) No. 1907/2006	Current ECHA Candidate List: JUNE 2024 (241) Candidate List Declared Against: JUNE 2024 (241) SVHC > Threshold: Octamethylcyclotetrasiloxane (D4) (.5% in Component Part) Dodecamethylcyclohexasiloxane (D6) (.5% in Component Part) Decamethylcyclopentasiloxane (D5) (.5% in Component Part) <b>Article Safe Usage Statements:</b> Wash thoroughly after handling. Recycle if possible and dispose of the article by following all applicable governmental regulations relevant to your geographic location.
Halogen Content	Not Low Halogen - contains Br or Cl > 900 ppm.
Solder Process Capability	Not reviewed for solder process capability

Product Compliance Disclaimer

This information is provided based on reasonable inquiry of our suppliers and represents our current actual knowledge based on the information they provided. This information is subject to change. The part numbers that TE has identified as EU RoHS compliant have a maximum concentration of 0.1% by weight in homogenous materials for lead, hexavalent chromium, mercury, PBB, PBDE, DBP, BBP, DEHP, DIBP, and 0.01% for cadmium, or qualify for an exemption to these limits as defined in the Annexes of Directive 2011/65/EU (RoHS2). Finished electrical and electronic equipment products will be CE marked as required by Directive 2011/65/EU. Components may not be CE marked. Additionally, the part numbers that TE has identified as EU ELV compliant have a maximum concentration of 0.1% by weight in homogenous materials for lead, hexavalent chromium, and mercury, and 0.01% for cadmium, or qualify for an exemption to these limits as defined in the Annexes of Directive 2000/53/EC (ELV). Regarding the REACH Regulation, the information TE provides on SVHC in articles for this part number is based on the latest European Chemicals Agency (ECHA) 'Guidance on requirements for substances in articles' posted at this URL: <https://echa.europa.eu/guidance-documents/guidance-on-reach>

Compatible Parts



TE Part # HDC14-3  
DUST CAP



TE Part # CAT-D48-ST273  
DEUTSCH Solid Contacts



TE Part # CAT-D48-SP729  
DEUTSCH Sealing Plugs



TE Part # CAT-J67-DSCC16  
DEUTSCH Size 16 Crimp Contacts



TE Part # CAT-H3910-RC1748  
Receptacle Dust Caps — DEUTSCH HD10



TE Part # 2300908-1  
0460-003-16329, PIN, SOLID, 20-24AWG, AU



TE Part # HD10-5-GKT  
GASKET, 5SZ, BLK, HD10



TE Part # HD10-5BT-BK  
BOOT, 5P, PLG/REC, ST, BLK



TE Part # HD16-5-16S  
PLG, 5P, GRY, N, 16



TE Part # 0411-291-1405  
EXT TOOL, SIZE 16, 14-16 AWG, N, GRN




TE Part # 0411-204-1605  
EXT TOOL, SIZE 16, 16-18 AWG, N, DRK BLU




TE Part # HD10-5BT  
BOOT, 5P, PLG/REC, ST, GRY

TE Part # CAT-D48-SFT273  
DEUTSCH Stamped and Formed Contacts


Also in the Series | **DEUTSCH HD**




Automotive Connector Caps & Covers (32)



Automotive Housings(768)



Connector Backshells(29)



Connector Seals & Cavity Plugs(10)






Connector Strain Relief(5)



Insertion & Extraction Tools(11)



Other Automotive Connector Accessories(11)



PCB Headers & Receptacles(1)

Also in the Series | **DEUTSCH HD10**




Automotive Connector Caps & Covers (17)



Automotive Housings(53)



Connector Backshells(17)



PCB Headers & Receptacles(1)

Customers Also Bought



TE Part #HD10-3-96P  
DEUTSCH HD10 Housings



TE Part #HDC16-5  
Receptacle Dust Caps — DEUTSCH HD10



TE Part #HD10-5-GKT  
GASKET, 5SZ, BLK, HD10



TE Part #2325347-2  
Power Versa-Lock INTERFACE SEAL, 1X2



TE Part #2334614-2  
Power Versa-Lock BACK COVER 2P



TE Part #HD10-5BT  
BOOT, 5P, PLG/REC, ST, GRY



TE Part #1062-12-0166-PS  
SOC, SF, SIZE 12, 12-14, NI/SN, 100 PC

Documents

Product Drawings

REC, 5P, GRY, N, FLANGE, 16

English

CAD Files

3D PDF

3D



Customer View Model

[ENG\\_CVM\\_CVM\\_HD10-5-16P\\_99\\_c-hd10-5-16p-99.2d\\_dxf.zip](#)

English

Customer View Model

[ENG\\_CVM\\_CVM\\_HD10-5-16P\\_99\\_c-hd10-5-16p-99.3d\\_igs.zip](#)

English

Customer View Model

[ENG\\_CVM\\_CVM\\_HD10-5-16P\\_99\\_c-hd10-5-16p-99.3d\\_stp.zip](#)

English

By downloading the CAD file I accept and agree to the [Terms and Conditions](#) of use.

Datasheets & Catalog Pages

[ICT Terminals and Connectors Catalogue](#)

English

CONNECTOR SELECTOR

English

Product Specifications

[Engineering Report](#)

English

Agency Approvals

[UL Report](#)

English