



Auxiliary switch on the front, 2 NO + 2 NC Current path 1 NO, 1 NC, 1 NC, 1 NO for 3RH and 3RT screw terminal .3/4, .1/2, .1/2, .3/4

General technical data	
product brand name	SIRIUS
suitability for use	Contactor relay and power contactor
protection class IP on the front	IP20
ambient temperature	
• during storage	-55 ... +80 °C
• during operation	-25 ... +60 °C
mechanical service life (switching cycles) typical	10 000 000
electrical endurance (switching cycles) at AC-15 at 230 V typical	200 000
contact reliability of auxiliary contacts	1 faulty switching per 100 million (17 V, 1 mA)
insulation voltage with degree of pollution 3 at AC rated value	690 V
surge voltage resistance rated value	6 kV
Auxiliary circuit	
number of NC contacts for auxiliary contacts	
• instantaneous contact	2
• lagging switching	0
number of NO contacts for auxiliary contacts	
• instantaneous contact	2
• leading contact	0
operational current of auxiliary contacts at AC-12	
• at 24 V	10 A
• at 230 V	10 A
• maximum	10 A
operational current	
• of auxiliary contacts	
— at AC-14	
— at 125 V	6 A
— at 250 V	6 A
— at AC-15	
— at 24 V	6 A
— at 230 V	6 A
— at 400 V	3 A
• at AC-15 at 690 V rated value	1 A
operational current	
• of auxiliary contacts at DC-12	
— at 24 V	10 A

<ul style="list-style-type: none"> — at 110 V — at 220 V • with 2 current paths in series at DC-12 <ul style="list-style-type: none"> — at 24 V rated value — at 60 V rated value — at 110 V rated value — at 220 V rated value — at 440 V rated value — at 600 V rated value • with 3 current paths in series at DC-12 <ul style="list-style-type: none"> — at 24 V rated value — at 60 V rated value — at 110 V rated value — at 220 V rated value — at 440 V rated value — at 600 V rated value 	3 A 1 A 10 A 10 A 4 A 2 A 1.3 A 0.65 A 10 A 10 A 10 A 3.6 A 2.5 A 1.8 A
operational current	
<ul style="list-style-type: none"> • of auxiliary contacts at DC-13 <ul style="list-style-type: none"> — at 24 V — at 60 V — at 110 V — at 220 V • with 2 current paths in series at DC-13 <ul style="list-style-type: none"> — at 24 V rated value — at 60 V rated value — at 110 V rated value — at 220 V rated value — at 440 V rated value — at 600 V rated value • with 3 current paths in series at DC-13 <ul style="list-style-type: none"> — at 24 V rated value — at 60 V rated value — at 110 V rated value — at 220 V rated value — at 440 V rated value — at 600 V rated value 	6 A 2 A 1 A 0.3 A 10 A 3.5 A 1.3 A 0.9 A 0.2 A 0.1 A 10 A 4.7 A 3 A 1.2 A 0.5 A 0.26 A
Installation/ mounting/ dimensions	
fastening method	snap-on mounting
width	36 mm
height	37.5 mm
depth	43.7 mm
Connections/ Terminals	
type of electrical connection for auxiliary and control circuit	screw-type terminals
type of connectable conductor cross-sections	
<ul style="list-style-type: none"> • for auxiliary contacts <ul style="list-style-type: none"> — finely stranded — with core end processing • at AWG cables for auxiliary contacts 	2x (0.5 ... 1.5 mm ²), 2x (0.75 ... 2.5 mm ²) 2x (20 ... 16), 2x (18 ... 14)
Safety related data	
product function mirror contact acc. to IEC 60947-4-1	Yes
<ul style="list-style-type: none"> • note 	with 3RT2
product function positively driven operation acc. to IEC 60947-5-1	Yes
<ul style="list-style-type: none"> • note 	with 3RH2
Certificates/ approvals	
General Product Approval	EMC



[KC](#)



Declaration of Conformity

Test Certificates

Shipping Approval

[Miscellaneous](#)



[Special Test Certificate](#)

[Type Test Certificates/Test Report](#)



Shipping Approval

other



[Confirmation](#)



Railway

[Vibration and Shock](#)

[Type Test Certificates/Test Report](#)

[Special Test Certificate](#)

[Special Test Certificate](#)

Further information

Information- and Downloadcenter (Catalogs, Brochures,...)

<https://www.siemens.com/ic10>

Industry Mall (Online ordering system)

<https://mall.industry.siemens.com/mall/en/en/Catalog/product?mfb=3RH2911-1FA22>

Cax online generator

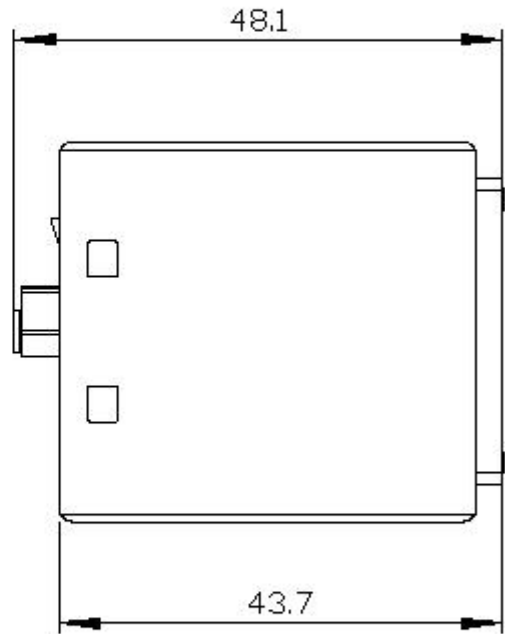
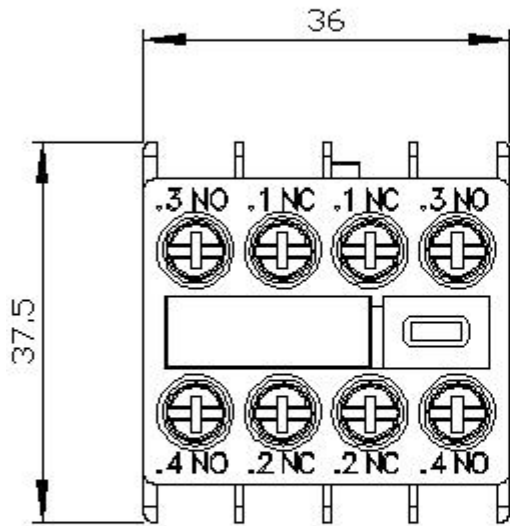
<http://support.automation.siemens.com/WW/CAXorder/default.aspx?lang=en&mfb=3RH2911-1FA22>

Service&Support (Manuals, Certificates, Characteristics, FAQs,...)

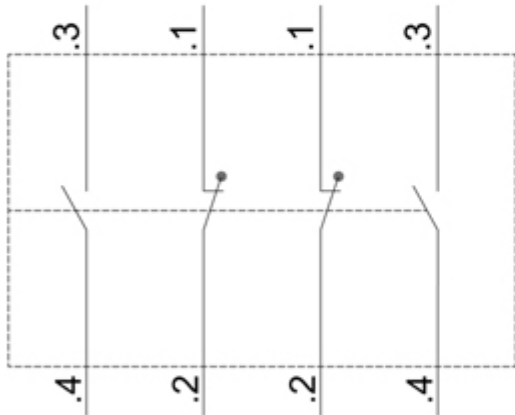
<https://support.industry.siemens.com/cs/ww/en/ps/3RH2911-1FA22>

Image database (product images, 2D dimension drawings, 3D models, device circuit diagrams, EPLAN macros, ...)

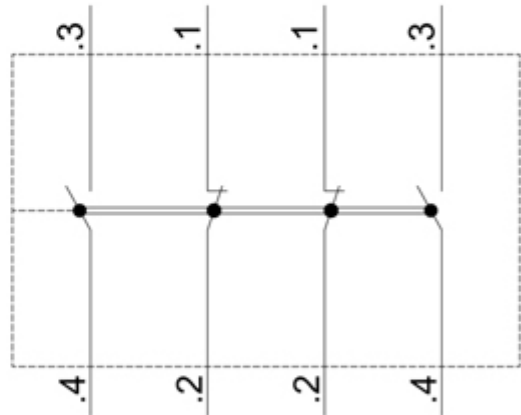
http://www.automation.siemens.com/bilddb/cax_de.aspx?mfb=3RH2911-1FA22&lang=en



3RT2



3RH2



last modified:

12/4/2020 