

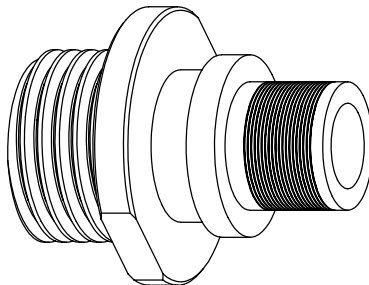
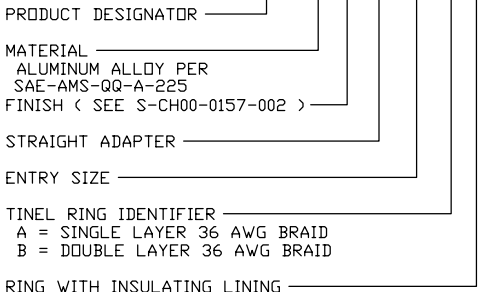
TYCO ELECTRONICS RESERVES THE RIGHT TO AMEND THIS DRAWING AT ANY TIME. USERS SHOULD EVALUATE THE SUITABILITY OF THE PRODUCT FOR THEIR APPLICATION.

REVISIONS

LTR	DESCRIPTION	DATE	APPROVED
E	REVISED PER ECN AD93063		
F	REVISED PER ECO-09-006633	16MAR09	A. BUI

ORDERING INFORMATION

TXS02 A B 00-06 A I



NOTES:

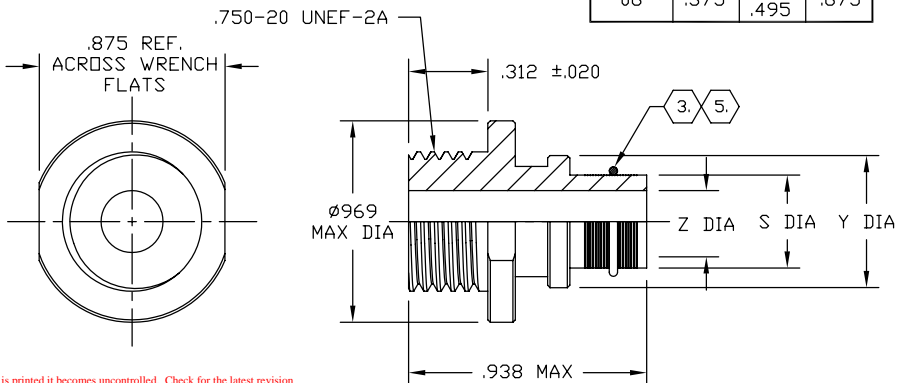
1. ALL DIMENSIONS ARE IN INCHES.
2. THIS PRODUCT IS DESIGNED TO TERMINATE A BRAIDED CABLE SHIELD AND A HEAT SHRINKABLE LIPPED BOOT TO A MIL-DTL-55181 CONNECTOR.

3. SEE DRAWING TR FOR DETAIL ON TINEL-LOCK RING. RINGS DESIGNED TO BE HEATED ELECTRICALLY. ALL RINGS ARE MARKED WITH THERMOCROMIC PAINT WHICH CHANGES COLOR WHEN INSTALLATION TEMPERATURE IS REACHED.

4. IDENTIFICATION TO BE IN ACCORDANCE WITH MIL-STD-130. MARKING TO INCLUDE CODE IDENT, NO. AND PART NO. LESS RING DESIGNATOR (E.G.: 06090-TXS02AB00-06).

5. RINGS SHALL BEAR NO MARKINGS.

ENTRY SIZE	Z +.010 - .020 DIA	S DIA	Y ±.015 DIA
04	.250	.376 .370	.550
05	.312	.438 .432	.612
06	.375	.501 .495	.675



If this document is printed it becomes uncontrolled. Check for the latest revision

©2009 Tyco Electronics Corporation. All rights reserved.

CUSTOMER DRAWING

UNLESS OTHERWISE SPECIFIED DIMENSIONS ARE IN INCHES. [METRIC DIMENSIONS ARE IN BRACKETS.]

DECIMALS
.X ± [mm]
.XX ± [mm]
.XXX ± [mm]

ANGLES
.X ± °

REDRAWN	A. BUI	DATE	03/02/09
CHECKED	-	DATE	-
APPROVED	-	DATE	-
APPROVED	M.PIOZET	DATE	03/02/09
CAD NAME	MTXS02.DWG		



Raychem Adapters
300 Constitution Drive
Menlo Park, CA 94025 U.S.A

TITLE			
SPECIAL TINEL-LOCK BOOT ADAPTER			
SIZE	CODE IDENT. NO.	DWG. NO.	REV
A	06090	TXS02	F
DO NOT SCALE THIS DWG			SHEET 1 OF 1