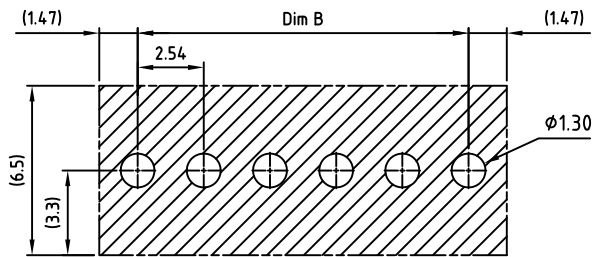
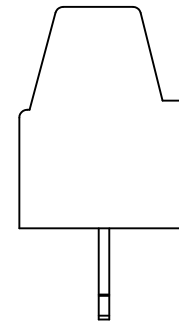
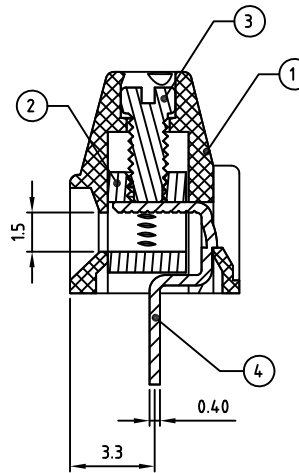
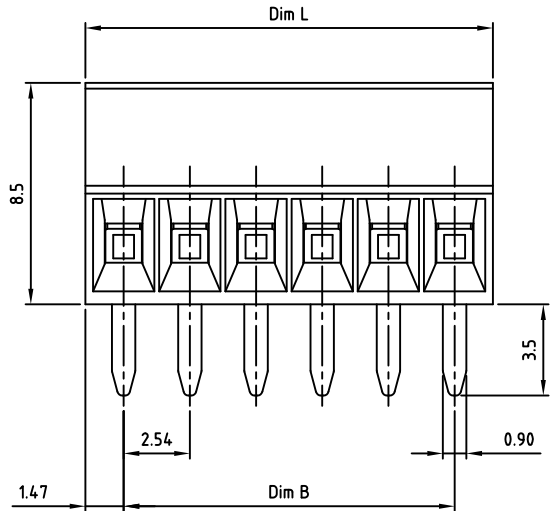
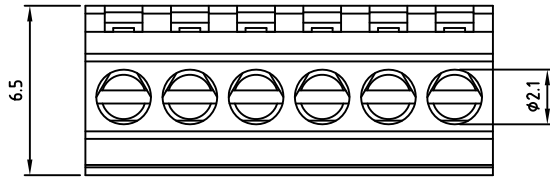


Transfer or duplication of this document as well as the utilisation or communication of its content are not permitted unless express consent is granted. Violations give rise to claims for damages. All rights reserved in case of patent, utility model or design patent registrations.



P.C.B. LAYOUT

Technical data

1. Nominal voltage: 150V/6A  
PITCH: 2.54mm
2. Connection capacity:  
AWG 30-18
3. Insulation Withstanding Voltage:  
AC 1300V/MIN
4. Insulation Resistance:  
1000MΩ or more at DC500V
5. Tightening torque:  
1.5kgf.cm (0.15N.m)
6. Screw thread: M1.6
7. Stripping length: 4-5mm
8. Temperature range: -40°C - 115°C  
Soldering temperature: 250±10°C/5s
9. Undimensioned Tolerances:

Dim.L=Px2.54+0.4		
Dim.B=(P-1)x2.54		
P= number of poles		
0-30mm	±0.15	±0.20
over 30mm-60mm	±0.20	±0.25
over 60mm-90mm	±0.25	±0.30

10. Safety approval:
11. RoHS Compliance

Part No.:

OSTVNXXA150

No. of Poles	COLOR
02 2 Poles	0: Black
03 3 Poles	2: Red
...	3: Orange
24 24 Poles	4: Yellow
	5: Green (Standard)
	6: Blue
	8: Grey

Nonstandard colors  
Mins could apply

4	CONTACT	BRASS	Tin PLATED	P	
3	SCREW	STEEL	M1.6x0.35, Zn Plated	P	
2	CAGE	BRASS	M1.6x0.35, Ni PLATED	P	
1	BODY	PA66 UL94V-0	ALL COLOR	1	
ITEM	NAME OF PART	MATERIAL	NOTES	Q"TY	
DWG	WF. Zhang	DATE 2016.05.18	UNITS: MM	SHEET: 1 OF 1	Tolerance
CHK.	WF. Zhang	DATE 2016.08.09	SCALE: NONE 5:1 (:)	REV: A	X. ±0.50
APP.		DATE	TITLE: OSTVN Series 2.54mm		X.XX ±0.30
			PART NO. OSTVNXXA150		X* ±0.10
			DWG NO. OSTVNXXA150.DWG		±1°

SIGN	DESCRIPTION	CHK.	DATE



ON-SHORE TECHNOLOGY, INC.