

NOT RECOMMENDED FOR NEW DESIGNS



Micro Commercial Components



Micro Commercial Components
20736 Marilla Street Chatsworth
CA 91311
Phone: (818) 701-4933
Fax: (818) 701-4939

**MP5005
THRU
MP5010**

Features

- Mounting Hole For #8 Screw
- Plastic Case With Metal Bottom
- Any Mounting Position
- Surge Rating Of 400 Amps
- Halogen free available upon request by adding suffix "-HF"
- Epoxy meets UL 94 V-0 flammability rating
- Moisture Sensitivity Level 1
- Lead Free Finish/Rohs Compliant (Note1) ("P" Suffix designates Compliant. See ordering information)

Maximum Ratings

- Operating Temperature: -50°C to +150°C
- Storage Temperature: -50°C to +150°C
- Mounting Torque: 20 inch-lbs max.
- Typical Thermal Resistance: R_{thJC}=2.0°C/W

MCC Catalog Number	Device Marking	Maximum Recurrent Peak Reverse Voltage	Maximum RMS Voltage	Maximum DC Blocking Voltage
MP5005	MP5005	50V	35V	50V
MP501	MP501	100V	70V	100V
MP502	MP502	200V	140V	200V
MP504	MP504	400V	280V	400V
MP506	MP506	600V	420V	600V
MP508	MP508	800V	560V	800V
MP5010	MP5010	1000v	700V	1000v

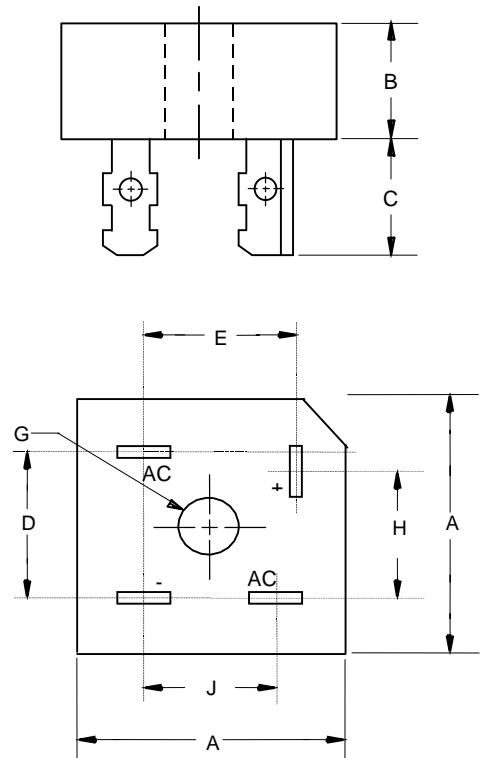
Electrical Characteristics @ 25°C Unless Otherwise Specified

Average Forward Current	I _{F(AV)}	50.0A	T _a = 55°C
Peak Forward Surge Current	I _{FSM}	400A	8.3ms, half sine
Maximum Forward Voltage Drop Per Element	V _F	1.2V	I _{FM} = 25A per element; T _J = 25°C (Note 2)
Maximum DC Reverse Current At Rated DC Blocking Voltage	I _R	10µA 1.0mA	T _J = 25°C T _J = 100°C

- Notes: 1. High Temperature Solder Exemption Applied, see EU Directive Annex Notes 7
2. Pulse Test: Pulse Width 300µsec, Duty Cycle 1%

**50 Amp Single Phase
Bridge Rectifier
50 to 1000 Volts**

MP-50

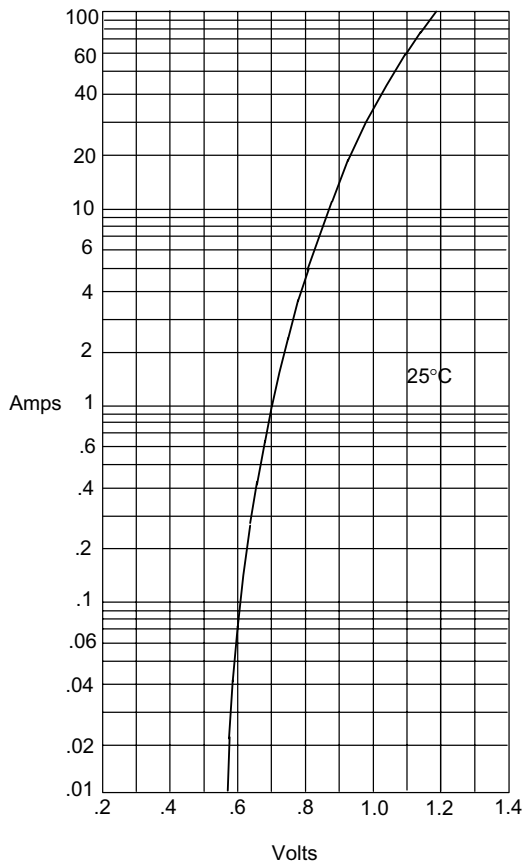


DIM	INCHES		MM		NOTE
	MIN	MAX	MIN	MAX	
A	---	1.140	---	29.00	
B	---	.452	---	11.50	
C	.425	.480	10.80	12.20	
D	.693	.732	17.54	18.6	
E	.637	.677	16.20	17.20	
G	.188	---	4.77	---	∅
H	.633	.673	16.10	17.10	
J	.543	.582	13.80	14.80	

www.mccsemi.com

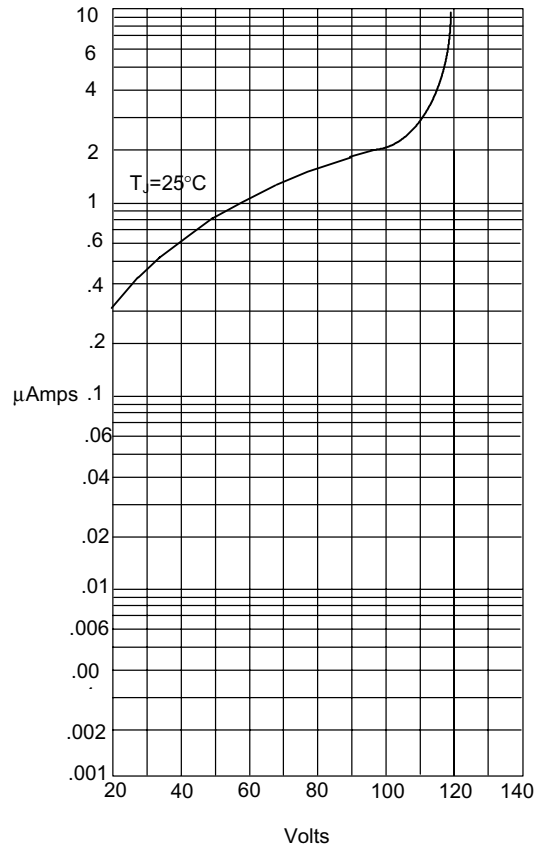
MP5005 thru MP5010

Figure 1
Typical Forward Characteristics



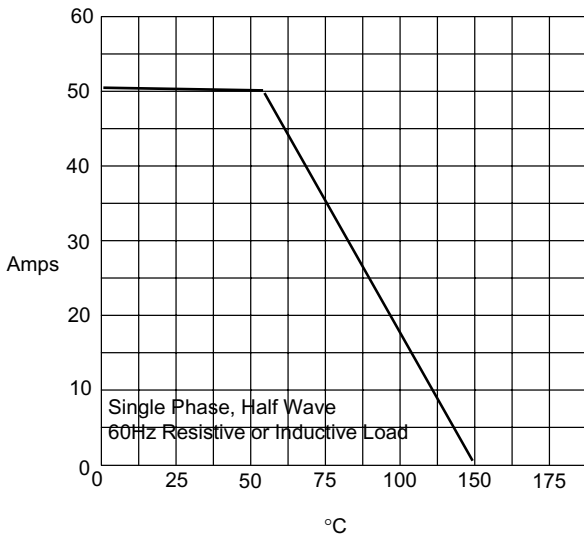
Instantaneous Forward Current - Amperes versus Instantaneous Forward Voltage - Volts

Figure 2
Typical Reverse Characteristics



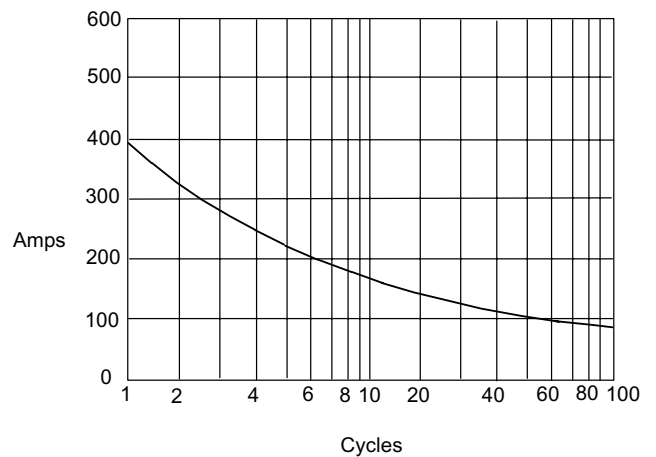
Instantaneous Reverse Leakage Current - MicroAmperes versus Percent Of Rated Peak Reverse Voltage - Volts

Figure 3
Forward Derating Curve



Average Forward Rectified Current - Amperes versus Ambient Temperature - °C

Figure 4
Peak Forward Surge Current



Peak Forward Surge Current - Amperes versus Number Of Cycles At 60Hz - Cycles



Micro Commercial Components

Ordering Information

Device	Packing
(Part Number)-BP	Bulk; 400Pcs/Ctn

Note : Adding "-HF" suffix for halogen free, eg. Part Number-BP-HF

IMPORTANT NOTICE

Micro Commercial Components Corp. reserves the right to make changes without further notice to any product herein to make corrections, modifications, enhancements, improvements, or other changes. **Micro Commercial Components Corp.** does not assume any liability arising out of the application or use of any product described herein; neither does it convey any license under its patent rights, nor the rights of others. The user of products in such applications shall assume all risks of such use and will agree to hold **Micro Commercial Components Corp.** and all the companies whose products are represented on our website, harmless against all damages.

LIFE SUPPORT

MCC's products are not authorized for use as critical components in life support devices or systems without the express written approval of Micro Commercial Components Corporation.

CUSTOMER AWARENESS

Counterfeiting of semiconductor parts is a growing problem in the industry. Micro Commercial Components (MCC) is taking strong measures to protect ourselves and our customers from the proliferation of counterfeit parts. MCC strongly encourages customers to purchase MCC parts either directly from MCC or from Authorized MCC Distributors who are listed by country on our web page cited below. Products customers buy either from MCC directly or from Authorized MCC Distributors are genuine parts, have full traceability, meet MCC's quality standards for handling and storage. **MCC will not provide any warranty coverage or other assistance for parts bought from Unauthorized Sources.** MCC is committed to combat this global problem and encourage our customers to do their part in stopping this practice by buying direct or from authorized distributors.

www.mccsemi.com

Mouser Electronics

Authorized Distributor

Click to View Pricing, Inventory, Delivery & Lifecycle Information:

[Micro Commercial Components \(MCC\):](#)

[MP506-BP](#) [MP5005-BP](#) [MP5010-BP](#) [MP501-BP](#) [MP502-BP](#) [MP504-BP](#) [MP508-BP](#)