



Description

The ZVN3310F uses advanced trench technology to provide excellent $R_{DS(ON)}$. This device is suitable for use as a load switch or in PWM applications.

General Features

$V_{DS} = 100V, I_D = 0.17A$

$R_{DS(ON)} < 6 \Omega @ V_{GS} = 10V$


ESD Rating: 1500V HBM

Application

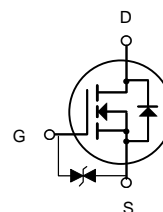
Battery protection

Load switch

Uninterruptible power supply



SOT-23



N-Channel MOSFET

Package Marking and Ordering Information

Product ID	Pack	Brand	Qty(PCS)
ZVN3310F	SOT-23	HXY MOSFET	3000

Absolute Maximum Ratings (TA=25°C unless otherwise noted)

Symbol	Parameter	Limit	Unit
V_{DS}	Drain-Source Voltage	100	V
V_{GS}	Gate-Source Voltage	± 20	V
I_D	Drain Current-Continuous	0.17	A
I_{DM}	Drain Current-Pulsed (Note 1)	0.68	A
P_D	Maximum Power Dissipation	0.35	W
T_J, T_{STG}	Operating Junction and Storage Temperature Range	-55 To 150	°C
$R_{\theta JA}$	Thermal Resistance, Junction-to-Ambient (Note 2)	350	°C/W



Electrical Characteristics ($T_A=25^{\circ}\text{C}$ unless otherwise noted)

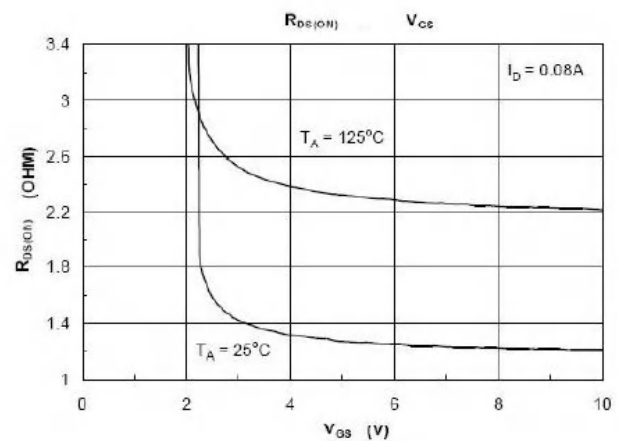
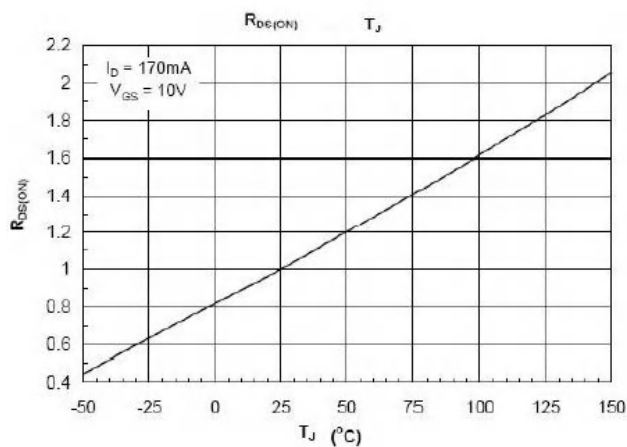
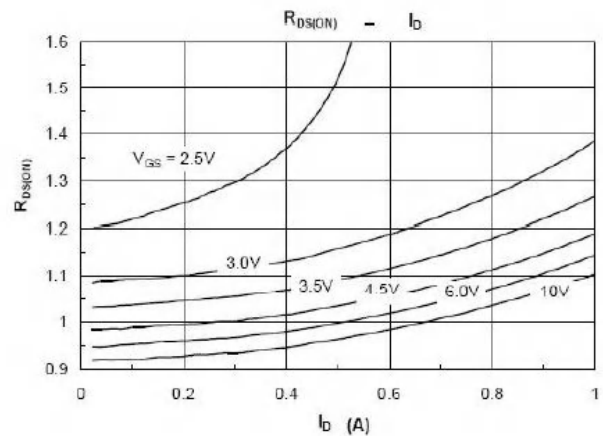
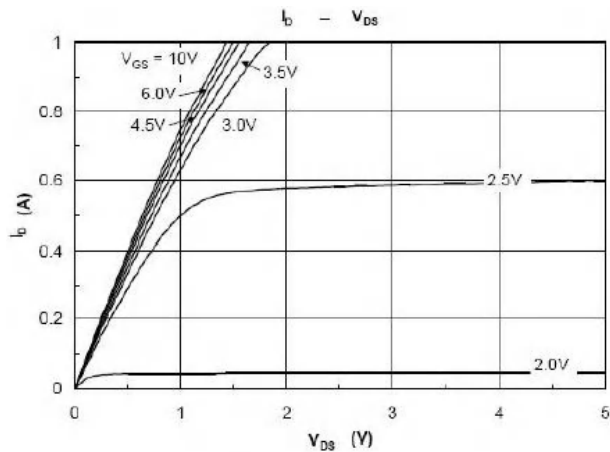
Symbol	Parameter	Test conditions	M n	Typ	Max	Unit
Static						
V _{(BR)DSS}	Drain-source breakdown voltage	V _{GS} =0, I _D =250μA	100			V
V _{GS(th)}	Gate threshold voltage	V _{DS} =V _{GS} , I _D =250μA	1.5		2.5	V
I _{GSS}	Gate-body leakage current	V _{DS} =0, V _{GS} =±20V			±10	μA
I _{DSS}	Zero gate voltage drain current	V _{DS} =100V, V _{GS} =0V			1	μA
R _{DS(on)}	Drain-source on-resistance ^a	V _{GS} =10V, I _D =0.17A			6.0	Ω
		V _{GS} =4.5V, I _D =0.17A			9.0	Ω
V _{SD}	Diode forward voltage	I _S =0.2A,V _{GS} =0V			1.0	V
Dynamic						
C _{iss}	Input capacitance	V _{DS} =50V, V _{GS} =0V, f=1MHz		30		pF
C _{oss}	Output capacitance			10		
C _{rss}	Reverse transfer capacitance ^b			7		
Switching ^b						
t _{d(on)}	Turn-on delay time	V _{GS} =10V,V _{DS} =50V I _D =200mA, R _{GEN} =6Ω		1.7		nS
t _r	Rise time			9		
t _{d(off)}	Turn-off delay time			17		
t _f	Fall time			7		

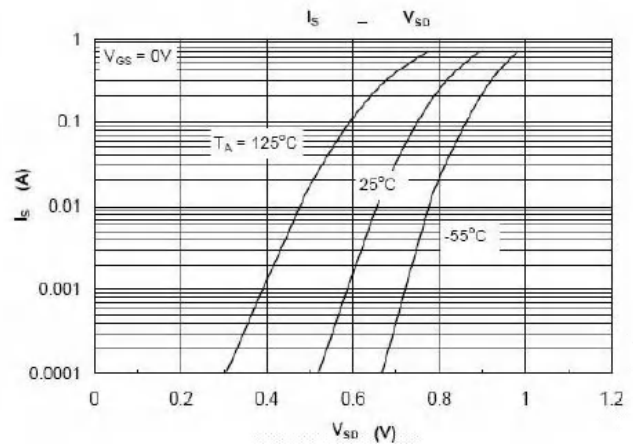
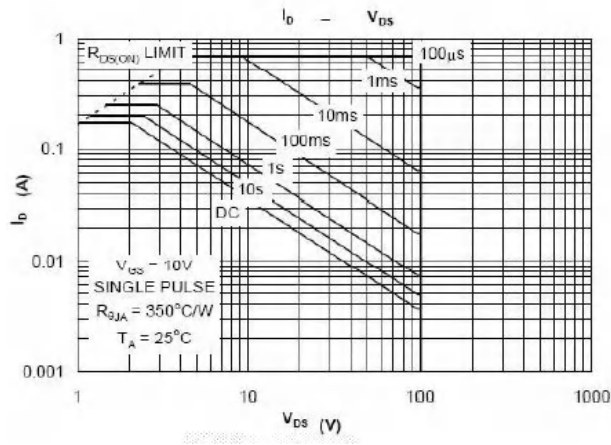
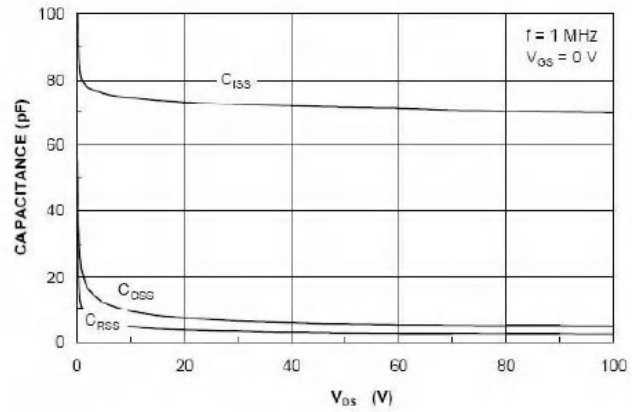
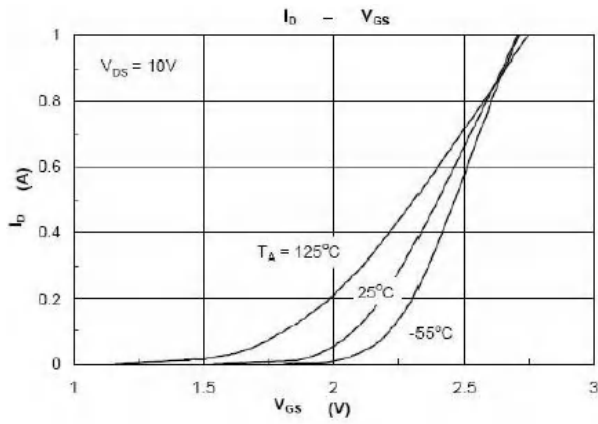
Notes :

a. Pulse Test : Pulse width $\leq 300\mu\text{s}$, duty cycle $\leq 2\%$.

b. Guaranteed by design, not subject to producing.

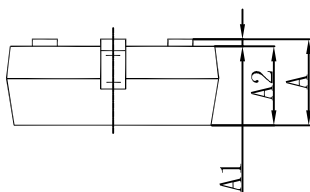
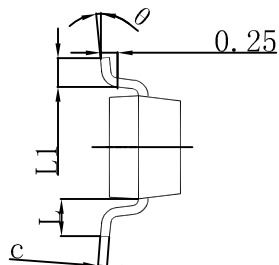
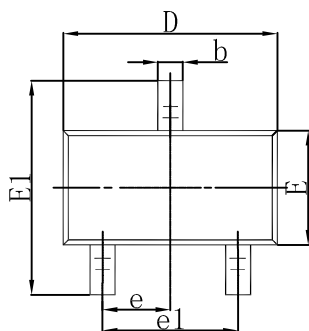
Typical Characteristics





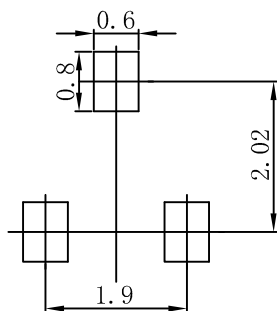


SOT-23 Package Outline Dimensions



Symbol	Dimensions In Millimeters		Dimensions In Inches	
	Min	Max	Min	Max
A	0.900	1.150	0.035	0.045
A1	0.000	0.100	0.000	0.004
A2	0.900	1.050	0.035	0.041
b	0.300	0.500	0.012	0.020
c	0.080	0.150	0.003	0.006
D	2.800	3.000	0.110	0.118
E	1.200	1.400	0.047	0.055
E1	2.250	2.550	0.089	0.100
e	0.950 TYP		0.037 TYP	
e1	1.800	2.000	0.071	0.079
L	0.550 REF		0.022 REF	
L1	0.300	0.500	0.012	0.020
θ	0°	8°	0°	8°

SOT-23 Suggested Pad Layout



Note:
1. Controlling dimension: in millimeters.
2. General tolerance: $\pm 0.05\text{mm}$.
3. The pad layout is for reference purposes only.



Attention

- Any and all HUA XUAN YANG ELECTRONICS products described or contained herein do not have specifications that can handle applications that require extremely high levels of reliability, such as life-support systems, aircraft's control systems, or other applications whose failure can be reasonably expected to result in serious physical and/or material damage. Consult with your HUA XUAN YANG ELECTRONICS representative nearest you before using any HUA XUAN YANG ELECTRONICS products described or contained herein in such applications.
- HUA XUAN YANG ELECTRONICS assumes no responsibility for equipment failures that result from using products at values that exceed, even momentarily, rated values (such as maximum ratings, operating condition ranges, or other parameters) listed in products specifications of any and all HUA XUAN YANG ELECTRONICS products described or contained herein.
- Specifications of any and all HUA XUAN YANG ELECTRONICS products described or contained herein stipulate the performance, characteristics, and functions of the described products in the independent state, and are not guarantees of the performance, characteristics, and functions of the described products as mounted in the customer's products or equipment. To verify symptoms and states that cannot be evaluated in an independent device, the customer should always evaluate and test devices mounted in the customer's products or equipment.
- HUA XUAN YANG ELECTRONICS CO.,LTD. strives to supply high-quality high-reliability products. However, any and all semiconductor products fail with some probability. It is possible that these probabilistic failures could give rise to accidents or events that could endanger human lives, that could give rise to smoke or fire, or that could cause damage to other property. When designing equipment, adopt safety measures so that these kinds of accidents or events cannot occur. Such measures include but are not limited to protective circuits and error prevention circuits for safe design, redundant design, and structural design.
- In the event that any or all HUA XUAN YANG ELECTRONICS products(including technical data, services) described or contained herein are controlled under any of applicable local export control laws and regulations, such products must not be exported without obtaining the export license from the authorities concerned in accordance with the above law.
- No part of this publication may be reproduced or transmitted in any form or by any means, electronic or mechanical, including photocopying and recording, or any information storage or retrieval system, or otherwise, without the prior written permission of HUA XUAN YANG ELECTRONICS CO.,LTD.
- Information (including circuit diagrams and circuit parameters) herein is for example only ; it is not guaranteed for volume production. HUA XUAN YANG ELECTRONICS believes information herein is accurate and reliable, but no guarantees are made or implied regarding its use or any infringements of intellectual property rights or other rights of third parties.
- Any and all information described or contained herein are subject to change without notice due to product/technology improvement, etc. When designing equipment, refer to the "Delivery Specification" for the HUA XUAN YANG ELECTRONICS product that you intend to use.