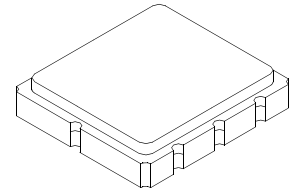


RF1295C

451.35 MHz SAW Filter



**SM5050-8 Case
5 x 5**

- **Ideal Front-End Filter for 451.35 MHz Wireless Receivers**
- **Low-Loss Coupled-Resonator Quartz Design**
- **Simple External Impedance Matching**
- **Complies with Directive 2002/95/EC (RoHS)**
- **Tape and Reel Standard per ANSI/EIA481**
- **Moisture Sensitivity Level: 1**

The RF1295C is a low-loss, compact, and economical surface acoustic wave (SAW) filter designed to provide front-end selectivity in 451.35 MHz receivers. Receiver designs using this filter include superhet with 10.7 MHz or 500 kHz IF, direct conversion and superregen. Typical applications of these receivers are wireless remote-control and security devices operating in Europe under ETSI I-ETS 300 220.

This coupled-resonator filter (CRF) uses selective null placement to provide suppression, typically greater than 40 dB, of the LO and image spurious responses of superhet receivers with 10.7 MHz IF. RFMi's advanced SAW design and fabrication technology is utilized to achieve high performance and very low loss with simple external impedance matching (not included).

Characteristic	Sym	Notes	Minimum	Typical	Maximum	Units
Center Frequency at 25°C	f_{nom}	Nominal Frequency		451.35		MHz
Insertion Loss	IL			2.5	5.0	dB
3 dB Bandwidth Passband	BW ₃		700	1000		kHz
Rejection		at $f_c - 21.4$ MHz (Image)	35	45		dB
		at $f_c - 10.7$ MHz (LO)	15	30		
		Ultimate		80		
Temperature	T_C	Operating Case Temperature	-40		+85	°C
	T_O	Turnover Temperature	15	25	40	°C
	f_O	Turnover Frequency		f_{nom}		MHz
	FTC	Frequency Temperature Coefficient		0.032		ppm/°C ²
Frequency Aging	fA	Absolute Value during the 1 st Year		<±10		ppm/yr
External Impedance	L	Series Inductance		27		nH
	C ₁	Shunt Capacitance		5.6		pF
	C ₂	Shunt Capacitance		8.2		pF
Lid Symbolization (Y=year, WW=week, S = Shift)	482 YWWS					
Standard Reel Quantity	Reel Size 7 Inch		500 Pieces/Reel			
	Reel Size 13 Inch		3000 Pieces/Reel			



CAUTION: Electrostatic Sensitive Device. Observe precautions for handling.

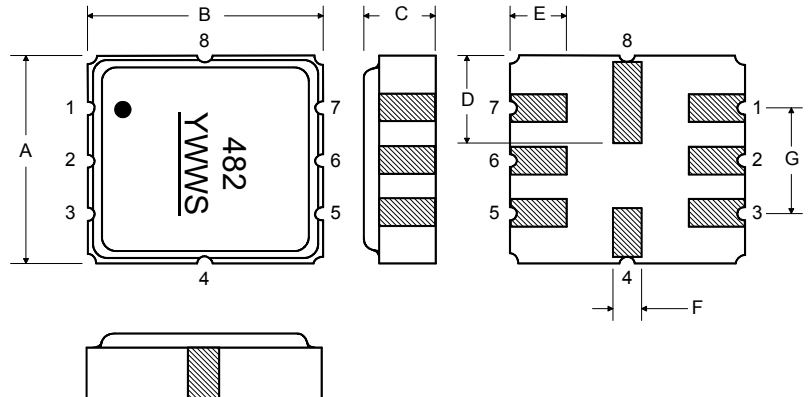
NOTES:

1. The design, manufacturing process, and specifications of this device are subject to change.
2. US or International patents may apply.
3. RoHS compliant from the first date of manufacture.

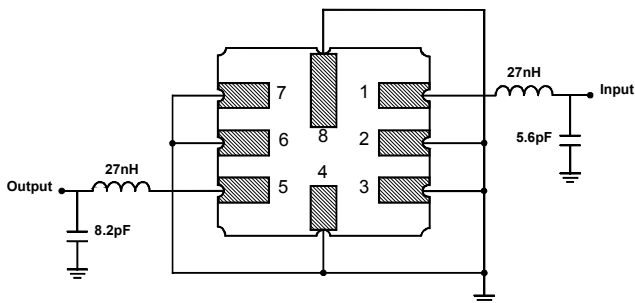
Rating	Value	Units
Input Power Level	10	dBm
DC Voltage	12	VDC
Storage Temperature	-40 to +85	°C
Soldering Temperature	(10 seconds / 5 cycles max.)	°C

Electrical Connections

Pin	Connection
1	Input
2	Input Return
3	Ground
4	Case Ground
5	Output
6	Output Return
7	Ground
8	Case Ground



Matching Circuit to 50Ω



Case Dimensions

Dimension	mm			Inches		
	Min	Nom	Max	Min	Nom	Max
A	4.8	5.0	5.2	0.189	0.197	0.205
B	4.8	5.0	5.2	0.189	0.197	0.205
C	1.3	1.5	1.7	0.050	0.060	0.067
D	1.98	2.08	2.18	0.078		0.086
E	1.07	1.17	1.27	0.042	0.046	0.050
F	0.50	0.64	0.70	0.020	0.025	0.028
G	2.39	2.54	2.69	0.094	0.100	0.106

Recommended Reflow Profile

1. Preheating shall be fixed at 150~180° for 60~90 seconds.
2. Ascending time to preheating temperature 150° shall be 30 seconds min.
3. Heating shall be fixed at 220°C for 50~80 seconds and at 260°C peak (10 seconds.)
4. Time: 5 times maximum

