

DTM06-6S-E007 ✓ ACTIVE

DEUTSCH | DEUTSCH DT, DEUTSCH DTM

TE Internal #: DTM06-6S-E007

Housing for Female Terminals, Wire-to-Wire, 6 Position, 4.19 mm [.165 in] Centerline, Sealable, Gray, Wire & Cable, Power, Hybrid

[View on TE.com >](#)



Connectors > Automotive Connectors > Automotive Housings > DEUTSCH DTM Housings



Connector System: **Wire-to-Wire**

Number of Positions: **6**

Connector & Housing Type: **Housing for Female Terminals**

Centerline (Pitch): **4.19 mm [.165 in]**

Sealable: **Yes**

[All DEUTSCH DTM Housings \(113\)](#)

Features

Product Type Features

Mixed & Hybrid Connector	No
Connector Shape	Rectangular
Connector System	Wire-to-Wire
Connector & Housing Type	Housing for Female Terminals
Sealable	Yes
Connector & Contact Terminates To	Wire & Cable
Primary Locking Feature	Integrated in Housing

Configuration Features

Blank Cavity Position	0
Connector Modification	Shrink Boot Adapter
Number of Positions	6
Number of Rows	2

Electrical Characteristics

Operating Voltage	250 VAC
-------------------	---------

Nominal Voltage Architecture	250 V
------------------------------	-------

Body Features

Cable Exit Angle	180°
------------------	------

Primary Product Color	Gray
-----------------------	------

Contact Features

Contact Size	Size 20
--------------	---------

Contact Type	Socket
--------------	--------

Mating Pin Diameter	1 mm[.04 in]
---------------------	--------------

Contact Current Rating (Max)	7.5 A
------------------------------	-------

Mechanical Attachment

Terminal Position Assurance	No
-----------------------------	----

Strain Relief	Without
---------------	---------

Mating Alignment Type	Polarized
-----------------------	-----------

Mating Alignment	With
------------------	------

Connector Mounting Type	Cable Mount (Free-Hanging)
-------------------------	----------------------------

Housing Features

Housing Material	PA GF
------------------	-------

Centerline (Pitch)	4.19 mm[.165 in]
--------------------	------------------

Dimensions

Connector Height	39.9 mm[1.57 in]
------------------	------------------

Product Width	21.9 mm[.862 in]
---------------	------------------

Product Length	17.6 mm[.693 in]
----------------	------------------

Row-to-Row Spacing	4.19 mm[.165 in]
--------------------	------------------

Compatible Insulation Diameter Range	1.3 – 3 mm[.053 – .12 in]
--------------------------------------	---------------------------

Usage Conditions

Operating Temperature (Max)	125 °C[257 °F]
-----------------------------	----------------

Operating Temperature Range	-55 – 125 °C[-67 – 257 °F]
-----------------------------	----------------------------

Operation/Application

Circuit Application	Power
---------------------	-------

Industry Standards

Degree of Protection	IP68, IP6K9K
----------------------	--------------



Compatible With Agency/Standards Products	SAE J2030
---	-----------

UL Flammability Rating	UL 94V-0
------------------------	----------

Packaging Features

Packaging Quantity	1
--------------------	---

Packaging Method	Package
------------------	---------

Other

Serviceable	Yes
-------------	-----

Connector Position Assurance Capable	No
--------------------------------------	----

Product Compliance

[For compliance documentation, visit the product page on TE.com>](#)

EU RoHS Directive 2011/65/EU	Compliant
------------------------------	-----------

EU ELV Directive 2000/53/EC	Compliant
-----------------------------	-----------

China RoHS 2 Directive MIIT Order No 32, 2016	No Restricted Materials Above Threshold
---	---

EU REACH Regulation (EC) No. 1907/2006	<p>Current ECHA Candidate List: JUNE 2024 (241)</p> <p>Candidate List Declared Against: JUNE 2024 (241)</p> <p>SVHC > Threshold:</p> <p>Octamethylcyclotetrasiloxane (D4) (.5% in Component Part)</p> <p>Dodecamethylcyclohexasiloxane (D6) (.5% in Component Part)</p> <p>Decamethylcyclopentasiloxane (D5) (.5% in Component Part)</p>
--	---

Article Safe Usage Statements:

Wash thoroughly after handling. Recycle if possible and dispose of the article by following all applicable governmental regulations relevant to your geographic location.

Halogen Content	Not Low Halogen - contains Br or Cl > 900 ppm.
-----------------	--

Solder Process Capability	Not reviewed for solder process capability
---------------------------	--

Product Compliance Disclaimer

This information is provided based on reasonable inquiry of our suppliers and represents our current actual knowledge based on the information they provided. This information is subject to change. The part numbers that TE has identified as EU RoHS compliant have a maximum concentration of 0.1% by weight in homogenous materials for lead, hexavalent chromium, mercury, PBB, PBDE, DBP, BBP, DEHP, DIBP, and 0.01% for cadmium, or qualify for an exemption to these limits as defined in the Annexes of Directive 2011/65/EU (RoHS2). Finished electrical and electronic equipment products will be CE marked as required by Directive 2011/65/EU. Components may not be CE marked. Additionally, the part numbers that TE has identified as EU ELV compliant have a maximum concentration of 0.1% by weight in homogenous materials for lead, hexavalent chromium, and mercury, and 0.01% for cadmium, or qualify for an exemption to these limits as defined in the Annexes of Directive 2000/53/EC (ELV). Regarding the REACH Regulation, the information TE provides on SVHC in articles for this part number is based on the latest European Chemicals Agency (ECHA) 'Guidance on requirements for substances in articles' posted at this URL: <https://echa.europa.eu/guidance-documents/guidance-on-reach>


Compatible Parts



TE Part # CAT-D48-SP729
DEUTSCH Sealing Plugs



TE Part # CAT-D485-CH8172
DEUTSCH DTM Housings



TE Part # CAT-D48-ST273
DEUTSCH Solid Contacts



TE Part # WM-6S
WEDGE LOCK, 6P, PLG, ORG, DTM



TE Part # DT-RT1
EXT TOOL, FRONT RELEASE



TE Part # 1062-20-0622
SOC, SF, SIZE 20, 14-16, NI/NI



TE Part # 1062-20-0322
SOC, SF, SIZE 20, 16-22, SLEVLSS, NI /NI



TE Part # 1062-20-0377
SOC, SF, SIZE 20, 16-22, SLEVLSS, SN /SN



TE Part # 1062-20-0277
SOC, SF, SIZE 20, 16-22, SN/SN



TE Part # 1062-20-0244
SOC, SF, SIZE 20, 16-22, AU/SN



TE Part # 1062-20-0222
SOC, SF, SIZE 20, 16-22, NI/NI



TE Part # 1062-20-0122
SOC, SF, SIZE 20, 16-22, NI/NI



TE Part # 1062-20-0144
SOC, SF, SIZE 20, 16-22, AU/SN



TE Part # 1062-20-0177
SOC, SF, SIZE 20, 16-22, SN/SN



TE Part # 1062-20-0344
SOC, SF, SIZE 20, 16-22, SLEVLSS, AU /SN



TE Part # 1062-20-0644
SOC, SF, SIZE 20, 14-16, AU/SN



TE Part # 1062-20-0677
SOC, SF, SIZE 20, 14-16, SN/SN




TE Part # DTM04-6P-C017
REC, 6P, GRY, BLOCKED

Also in the Series | DEUTSCH DT



Automotive Connector Caps & Covers (19)



Automotive Connector Locks & Position Assurance (87)



Automotive Housings (705)



Connector Backshells (61)



Connector Seals & Cavity Plugs (6)




Connector Strain Relief (28)



Insertion & Extraction Tools (3)



Other Automotive Connector Accessories (28)




PCB Headers & Receptacles (106)

Also in the Series | DEUTSCH DTM



Automotive Connector Caps & Covers (7)



Automotive Connector Locks & Position Assurance (25)



Automotive Housings (104)




Connector Backshells (7)



Connector Strain Relief(28)


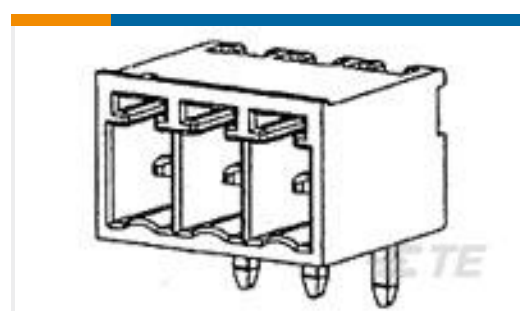


Insertion & Extraction Tools(2)



PCB Headers & Receptacles(38)

Customers Also Bought

TE Part #DTM04-6P-E003
DEUTSCH DTM HousingsTE Part #HDP24-24-18PN-L017
REC, 18P, BLK, N, RNG, 8/12/16, PTE Part #ZPF000000000019318
FDDBA 56-14-19 SW-KTE Part #1-1803554-4
ANVIL, COMBINATIONTE Part #1338673-1
ANVILTE Part #1776135-4
4P TERMI-BLOK HDR,HIGH TEMPTE Part #2294562-1
UMNL TWIST-N-LOK, 5POS, CAP
HOUSINGTE Part #2119537-1
CCII SOCKET CONT 32-28 ASSY

Documents

Product Drawings

PLG, 6P, GRY, N, XCAP

English

CAD Files

3D PDF

3D

Customer View Model

[ENG_CVM_CVM_DTM06-6S-E007_99_c-dtm06-6s-e007-99.2d_dxf.zip](#)

English

Customer View Model

[ENG_CVM_CVM_DTM06-6S-E007_99_c-dtm06-6s-e007-99.3d_igs.zip](#)

English

Customer View Model

[ENG_CVM_CVM_DTM06-6S-E007_99_c-dtm06-6s-e007-99.3d_stp.zip](#)

English

By downloading the CAD file I accept and agree to the [Terms and Conditions](#) of use.



Datasheets & Catalog Pages

[ICT Terminals and Connectors Catalogue](#)

English

CONNECTOR SELECTOR

English

Product Specifications

[Engineering Report](#)

English

Agency Approvals

[UL Report](#)

English