

350433-1 ✓ ACTIVE

MATE-N-LOK | Universal MATE-N-LOK

TE Internal #: 350433-1

Header, Receptacle, Wire-to-Board, 12 Position, 6.35 mm [.25 in]


Centerline, Printed Circuit Board, Universal MATE-N-LOK,

Rectangular Power Connectors

[View on TE.com >](#)



Connectors > Power Connectors > Rectangular Power > Rectangular Power Connectors



Rectangular Power Connector Type: **Header**

Connector & Housing Type: **Receptacle**

Connector System: **Wire-to-Board**

Number of Positions: **12**

Centerline (Pitch): **6.35 mm [.25 in]**

## Features

### Product Type Features

|                                   |                       |
|-----------------------------------|-----------------------|
| Rectangular Power Connector Type  | Header                |
| Connector & Housing Type          | Receptacle            |
| Connector System                  | Wire-to-Board         |
| Sealable                          | No                    |
| Connector & Contact Terminates To | Printed Circuit Board |

### Configuration Features

|                           |          |
|---------------------------|----------|
| Number of Positions       | 12       |
| PCB Mount Orientation     | Vertical |
| Number of Power Positions | 12       |
| Number of Rows            | 3        |

### Electrical Characteristics

|                   |         |
|-------------------|---------|
| Operating Voltage | 600 VAC |
|-------------------|---------|

### Contact Features

|                        |         |
|------------------------|---------|
| Multiple Contact Types | Without |
|------------------------|---------|



|   |   |
|---|---|
| PCB Contact Termination Area Plating Material Thickness | 2.54 $\mu\text{m}$ [100 $\mu\text{in}$ ]              |
| Contact Layout  | Matrix  |
| Contact Underplating Material Thickness                 | 1.27 $\mu\text{m}$ [50 $\mu\text{in}$ ]               |
| Contact Mating Area Plating Material                    | Tin   |
| Contact Current Rating (Max)                            | 12 A  |
| Contact Retention Within Housing                        | Without   |
| Contact Type  | Pin   |
| PCB Contact Termination Area Plating Material           | Pre-Tin   |
| Contact Mating Area Plating Material Thickness          | 3.81 – 5.08 $\mu\text{m}$ [150 – 200 $\mu\text{in}$ ] |

### Termination Features

|                                |                       |
|--------------------------------|-----------------------|
| Termination Post & Tail Length | 3.05 mm[.12 in]       |
| Termination Method to PCB      | Through Hole - Solder |

### Mechanical Attachment

|                         |               |
|-------------------------|---------------|
| Strain Relief           | Without       |
| Mating Alignment Type   | Polarization  |
| Mating Retention        | With          |
| Mating Alignment        | With          |
| PCB Mount Alignment     | Without       |
| Panel Mount Feature     | Without       |
| PCB Mount Retention     | Without       |
| Mating Retention Type   | Positive Lock |
| Connector Mounting Type | Board Mount   |

### Housing Features

|                    |                 |
|--------------------|-----------------|
| Centerline (Pitch) | 6.35 mm[.25 in] |
| Housing Color      | Natural         |
| Housing Material   | Nylon           |

### Dimensions

|                             |                  |
|-----------------------------|------------------|
| Connector Height            | 13.97 mm         |
| PCB Thickness (Recommended) | 1.57 mm[.062 in] |
| Product Width               | 20.32 mm         |
| Product Length              | 26.67 mm         |
| Row-to-Row Spacing          | 6.35 mm[.25 in]  |



### Usage Conditions

|                             |                            |
|-----------------------------|----------------------------|
| Operating Temperature Range | -40 – 105 °C[-40 – 221 °F] |
|-----------------------------|----------------------------|

### Operation/Application

|                     |       |
|---------------------|-------|
| Circuit Application | Power |
|---------------------|-------|

### Industry Standards

|   |                               |
|---|-------------------------------|
| CSA Rating                                  | Certified, LR 7189            |
| UL Rating                                   | Recognized                    |
| Compatible With Agency/Standards Products   | CSA, UL, VDE                  |
| Compatible With Approved Standards Products | UL E28476                     |
| UL Flammability Rating                      | UL 94V-2                      |
| Glow Wire Rating                            | Standard Part - Not Glow Wire |

### Packaging Features

|                    |     |
|--------------------|-----|
| Packaging Quantity | 75  |
| Packaging Method   | Bag |

### Product Compliance

[For compliance documentation, visit the product page on TE.com>](#)

|   |   |
|---|---|
| EU RoHS Directive 2011/65/EU                  | Compliant   |
| EU ELV Directive 2000/53/EC                   | Compliant   |
| China RoHS 2 Directive MIIT Order No 32, 2016 | No Restricted Materials Above Threshold   |
| EU REACH Regulation (EC) No. 1907/2006        | Current ECHA Candidate List: JUNE 2024 (241)<br>Candidate List Declared Against: JUNE 2024 (241)<br>Does not contain REACH SVHC |
| Halogen Content                               | Low Halogen - Br, Cl, F, I < 900 ppm per homogenous material. Also BFR/CFR/PVC Free   |
| Solder Process Capability                     | Wave solder capable to 265°C  |

#### Product Compliance Disclaimer

This information is provided based on reasonable inquiry of our suppliers and represents our current actual knowledge based on the information they provided. This information is subject to change. The part numbers that TE has identified as EU RoHS compliant have a maximum concentration of 0.1% by weight in homogenous materials for lead, hexavalent chromium, mercury, PBB, PBDE, DBP, BBP, DEHP, DIBP, and 0.01% for cadmium, or qualify for an exemption to these limits as defined in the Annexes of Directive 2011/65/EU (RoHS2). Finished electrical and electronic equipment products will be CE marked as required by Directive 2011/65/EU. Components may not be CE marked. Additionally, the part numbers that TE has identified as EU ELV compliant have a maximum concentration of 0.1% by weight in homogenous materials for lead, hexavalent chromium, and mercury, and 0.01% for cadmium, or qualify for an exemption to these limits

as defined in the Annexes of Directive 2000/53/EC (ELV). Regarding the REACH Regulation, the information TE provides on SVHC in articles for this part number is based on the latest European Chemicals Agency (ECHA) 'Guidance on requirements for substances in articles' posted at this URL: <https://echa.europa.eu/guidance-documents/guidance-on-reach>


## Compatible Parts






TE Part # 2178621-1  
UMNL 12 WAY CAP HOUSING

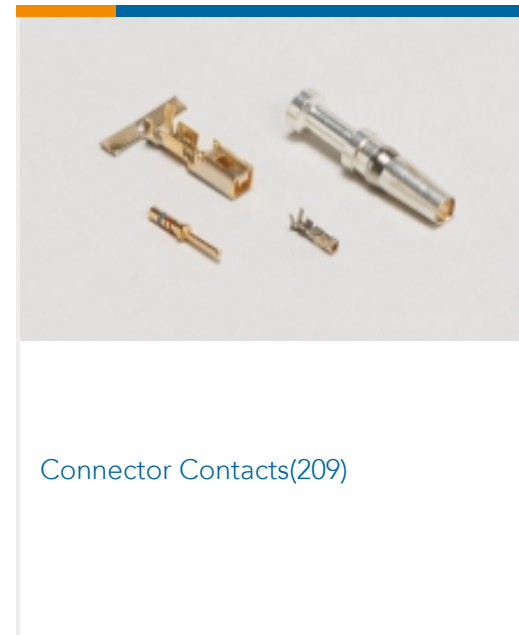
## Also in the Series | Universal MATE-N-LOK



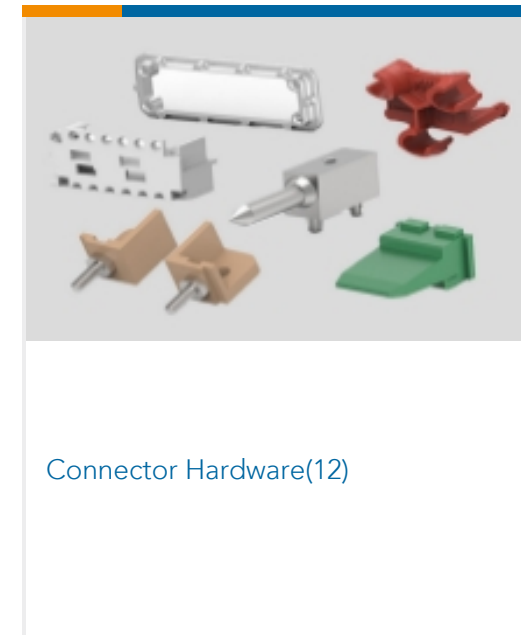
Circular Power Connectors(2)




Connector Caps & Covers(34)




Connector Contacts(209)



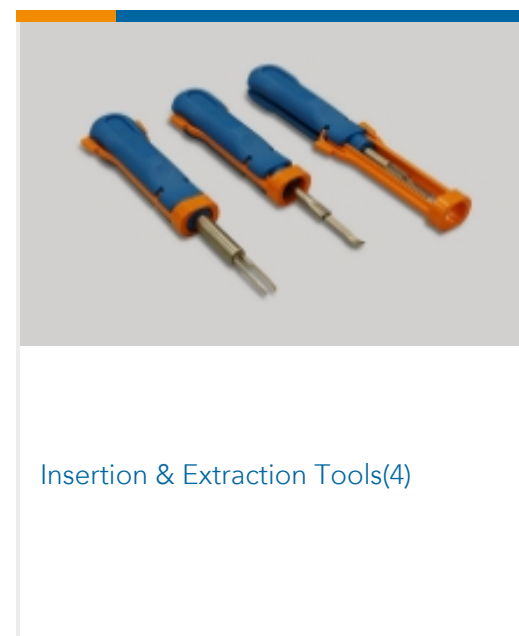
Connector Hardware(12)




Connector Seals & Cavity Plugs(27)



Connector Strain Relief(7)




Insertion & Extraction Tools(4)



Rectangular Connector Housings(1)




Rectangular Power Connectors(670)



Standard Circular Connectors(1)

## Customers Also Bought



TE Part #5499206-8  
A/L UNIV HDR 34P VERT LG LAT



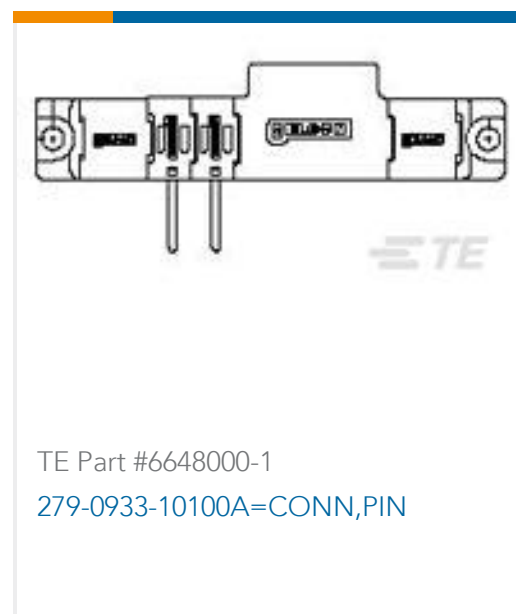
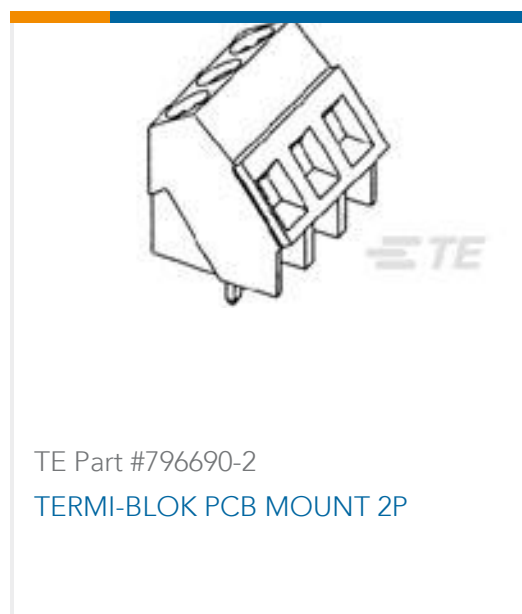
TE Part #6609070-2  
12FCD10 AR=F7739



TE Part #1-794069-1  
18P MINI UMNL HDR W/DH AU LF



TE Part #643405-1  
05P UMNL PIN HDR ASSY POL NATL



## Documents

### Product Drawings

[12P UMNL PIN HDR ASSY NATL](#)

English

### CAD Files

Customer View Model

[ENG\\_CVM\\_CVM\\_350433-1\\_AC.2d\\_dxf.zip](#)

English

[3D PDF](#)

3D

Customer View Model

[ENG\\_CVM\\_CVM\\_350433-1\\_AC.3d\\_igs.zip](#)

English

Customer View Model

[ENG\\_CVM\\_CVM\\_350433-1\\_AC.3d\\_stp.zip](#)

English

By downloading the CAD file I accept and agree to the [Terms and Conditions](#) of use.

### Datasheets & Catalog Pages

[SOFT\\_SHELL\\_PIN\\_SOCKET\\_CONNECTORS\\_STANDARD\\_DENSITY](#)

English

### Product Specifications

[Application Specification](#)

English

### Instruction Sheets

[Instruction Sheet \(U.S.\)](#)



English

---

**Agency Approvals**

**UL**

English