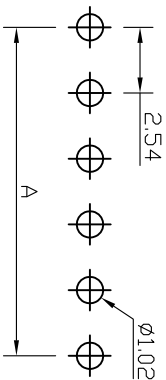
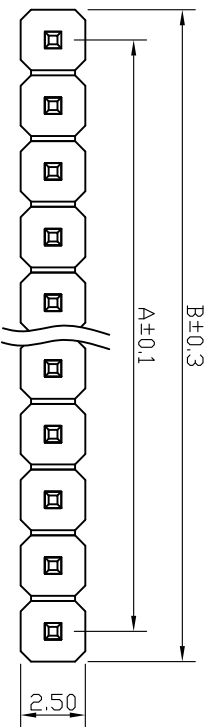


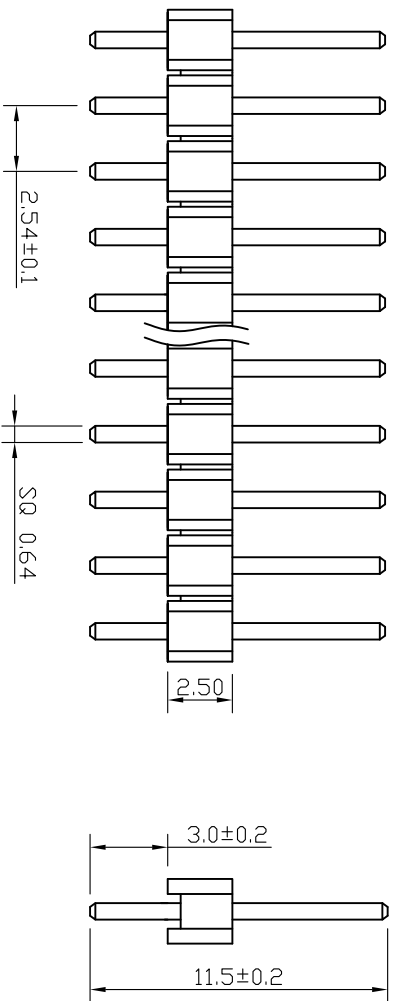
Kinghelm®



RECOMMEND P.C.B LAYOUT
PCB TOLERANCE: ±0.05 (TOP VIEW)

SPECIFICATIONS

Current Rating: 3Amps
 Insulation Resistance: 1000MΩ Min
 Contact Resistance: 20mΩ Max
 Withstanding Voltage: AC 1000V
 Operation Temperature: -40° to +105°
 Contact Material: Brass
 Standard: PBT
 Insulator Material: Polyester (UL 94V-0)
 Contact Plating: Gold Flash
 Max. Processing Temp: 200° C for 30-60seconds
 (220° C for 5seconds)



- (1) Pin Spacing: 254=2.54mm
- (2) Product Name: PH=Pin Header
- (3) No. of Rows: 1=Single Row ; 2=Dual Row
- (4) No. of Pins Per Row: 1~40
- (5) Insulator Material Height: 15=1.5mm; 20=2.0mm; 25=2.5mm
- (6) Connector Type: S=Straight; R=Right; Angle M=SMT
- (7) Contact Material Length: 116=11.6mm 130=13.0mm
- (8) No. of Insulator Material: 1=1PCS; 2=2PCS; 3=3PCS
- (9) Contact Plating:
 SN=Tin; 60=Gold Flash; SO=Gold Flash/Tin; AU08=Au 0.8u"
 (10) Insulator Material Option:
 A=BK-PBT; B=BK-PA6T; C=BK-PA6; D=KB-LCP; S=Special

深圳市金航标电子有限公司

WWW.BDS666.COM

KH-2.54PH180-1X5P-L11.5

0755-83044319

UNLESS OTHERWISE SPECIFIED TOLERANCE

DRAWING NAME: 2.54PH 1xnPin H2.5 180° L11.5

X : ±0.3 X° : ±5°
 X.X : ±0.2 X.X° : ±1°
 X.XX : ±0.1 X.XX° : ±0.5°

SIZE	A4	SCALE	N:1	PRODUCT NO.	
REV	A	UNIT	mm	PROJECT	
CHECKED:	LU JING NIAN 19/09/19	CHECKED:		APPROVED:	

No. of	DIM. A	DIM. B	No. of	DIM. A	DIM. B	No. of	DIM. A	DIM. B	No. of	DIM. A	DIM. B
1	0.00	2.54	11	25.40	27.94	21	50.80	53.34	31	76.20	78.74
2	2.54	5.08	12	27.94	30.48	22	53.34	55.88	32	78.74	81.28
3	5.08	7.62	13	30.48	33.02	23	55.88	58.42	33	81.28	83.82
4	7.62	10.16	14	33.02	35.56	24	58.42	60.96	34	83.82	86.36
5	10.16	12.70	15	35.56	38.10	25	60.96	63.50	35	86.36	88.90
6	12.70	15.24	16	38.10	40.64	26	63.50	66.04	36	88.90	91.44
7	15.24	17.78	17	40.64	43.18	27	66.04	68.58	37	91.44	93.98
8	17.78	20.32	18	43.18	45.72	28	68.58	71.12	38	93.98	96.52
9	20.32	22.86	19	45.72	48.26	29	71.12	73.66	39	96.52	99.06
10	22.86	25.40	20	48.26	50.80	30	73.66	76.20	40	99.06	101.60

1 2 3 4 5 6 7 8 9