

SMD Power Inductor

CDRH50D20T150



Description

- Ferrite drum core construction.
- Magnetically shielded.
- L × W × H: 5.2 × 5.2 × 2.2 mm Max.
- Product weight: 0.2g (Ref.)
- Moisture Sensitivity Level: 1
- RoHS compliance.
- Qualification to AEC-Q200



Environmental Data

- Operating temperature range: -40°C ~ +150°C (including coil's self temperature rise)
- Storage temperature range: -40°C ~ +150°C
- Solder reflow temperature: 260 °C peak.

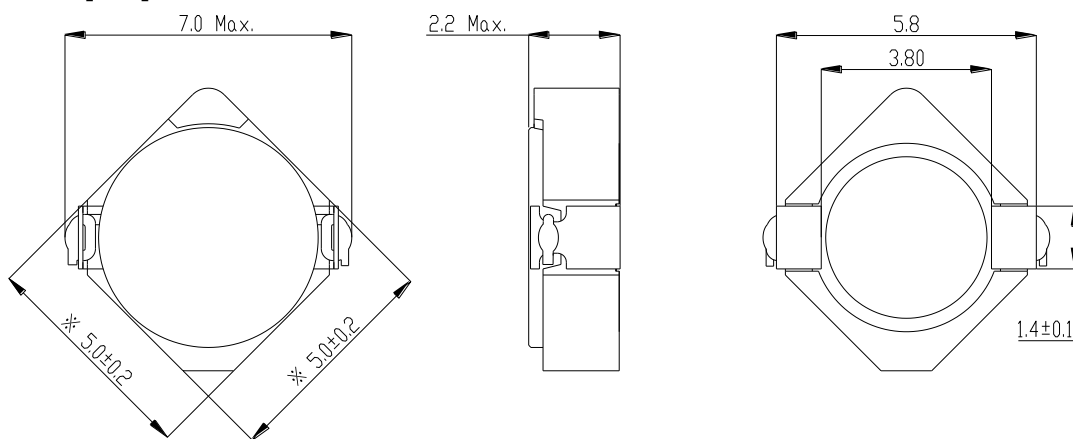
Packaging

- Carrier tape and reel packaging

Applications

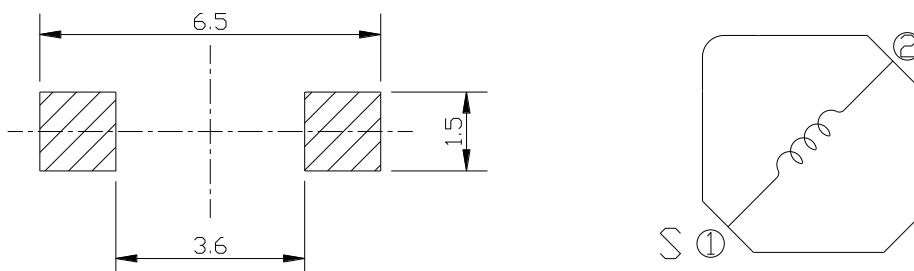
- Automotive and other high temperature, high reliability application

Dimension - [mm]



※ Not including terminal dimension. * Dimension without tolerance is approx.

Land pattern and Schematics - [mm]



Note: This specification is subject to change without notice. Please contact your nearest sales office for updated information when placing an order.

SMD Power Inductor

CDRH50D20T150



Electrical Characteristics

Part No.	Stamp	Inductance [Within] [μH] ※1	D.C.R. (mΩ) [Max.] (at 20°C)	Saturation Current (A) (at 20°C) ※2	Temperature Rise Current (A) typ.※3
CDRH50D20T150NP-1R2NC	1R2	1.2±30%	30 (24)	4.00	3.40
CDRH50D20T150NP-1R8NC	1R8	1.8±30%	36 (29)	3.40	3.12
CDRH50D20T150NP-2R2NC	2R2	2.2±30%	40 (33)	3.06	2.88
CDRH50D20T150NP-3R3NC	3R3	3.3±30%	50 (41)	2.51	2.52
CDRH50D20T150NP-4R7NC	4R7	4.7±30%	74 (62)	2.04	2.08
CDRH50D20T150NP-6R8NC	6R8	6.8±30%	110 (91)	1.73	1.75
CDRH50D20T150NP-100MC	100	10.0±20%	144 (120)	1.41	1.51
CDRH50D20T150NP-150MC	150	15.0±20%	240 (200)	1.15	1.08
CDRH50D20T150NP-220MC	220	22.0±20%	320 (265)	0.97	0.98
CDRH50D20T150NP-330MC	330	33.0±20%	440 (365)	0.78	0.83
CDRH50D20T150NP-470MC	470	47.0±20%	690 (575)	0.66	0.61
CDRH50D20T150NP-101MC	101	100±20%	1280 (1100)	0.45	0.52

※1. Measuring condition: at 100 kHz, 1V.

※2. Saturation current: The value of D.C. current when the inductance decreases to 70% of it's nominal value.

※3. Temperature rise current: The actual value of D.C. current when the top surface temperature of test sample rise is $\Delta T=40^{\circ}\text{C}$ ($T_a=25^{\circ}\text{C}$).

Note: This specification is subject to change without notice. Please contact your nearest sales office for updated information when placing an order.

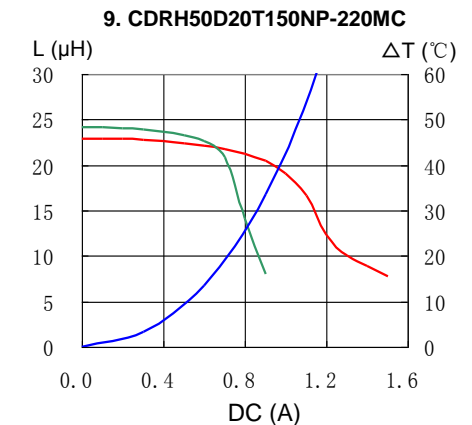
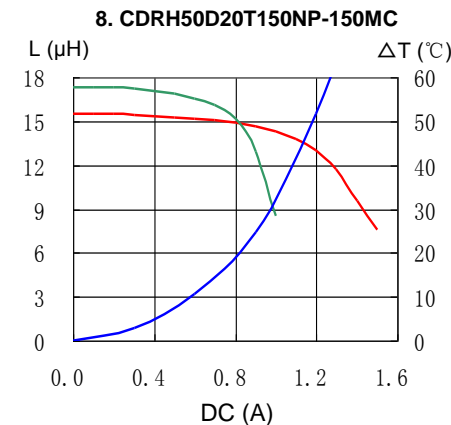
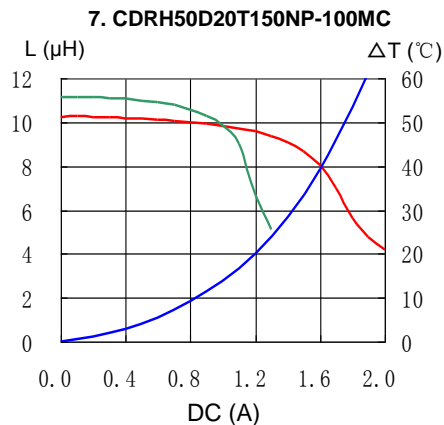
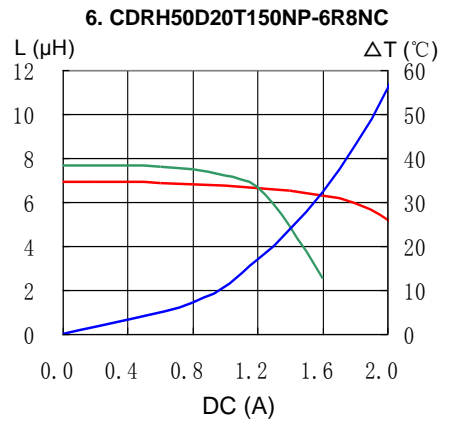
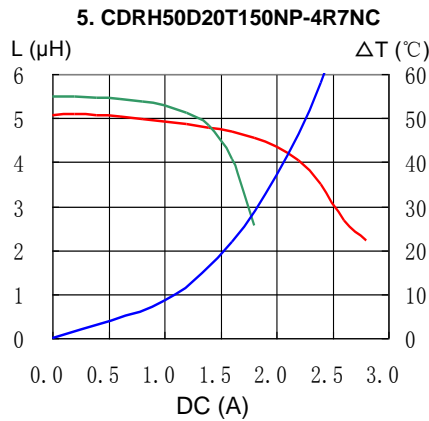
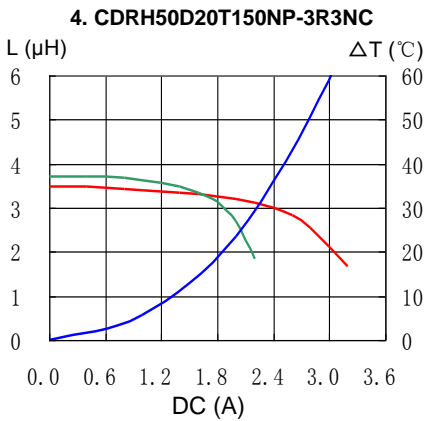
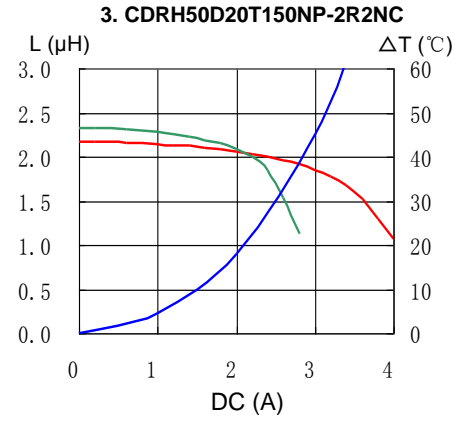
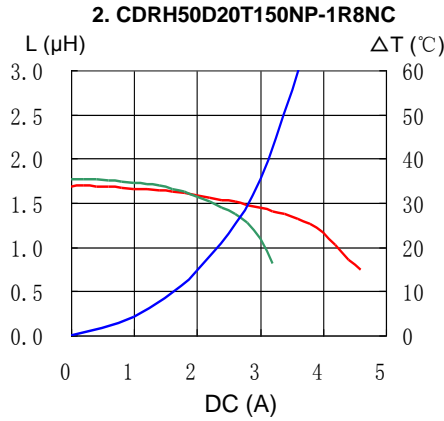
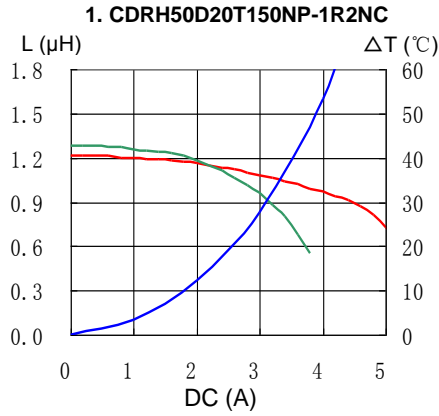
SMD Power Inductor

CDRH50D20T150



Saturation Current & Temperature Rise Graph

— L (25°C) — L (150°C) — ΔT



Note: This specification is subject to change without notice. Please contact your nearest sales office for updated information when placing an order.

SMD Power Inductor

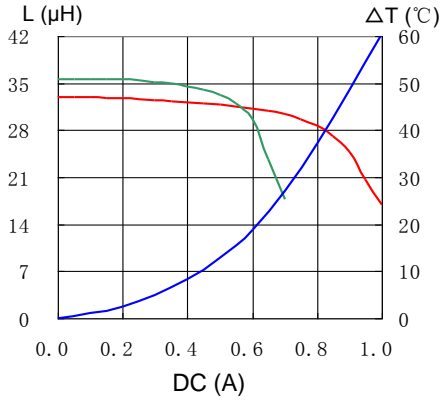
CDRH50D20T150



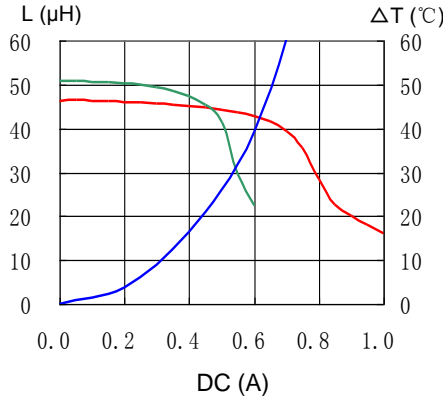
Saturation Current & Temperature Rise Graph

— L (25°C) — L (150°C) — ΔT

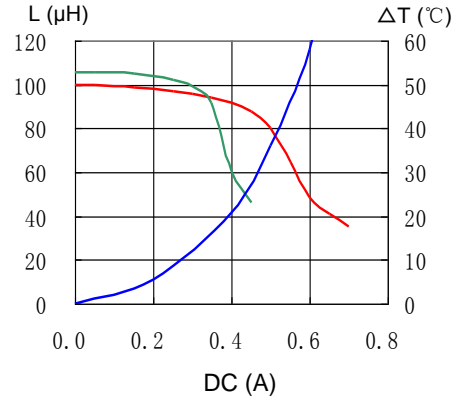
10. CDRH50D20T150NP-330MC



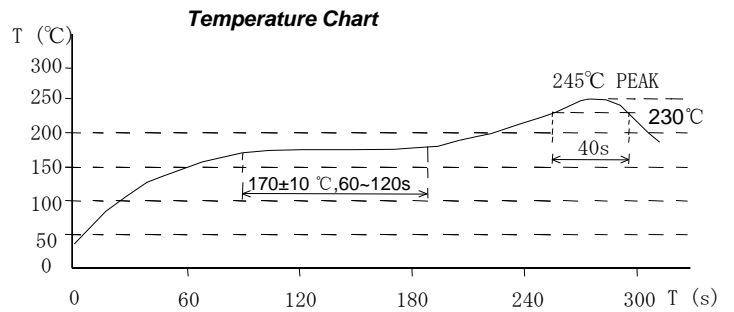
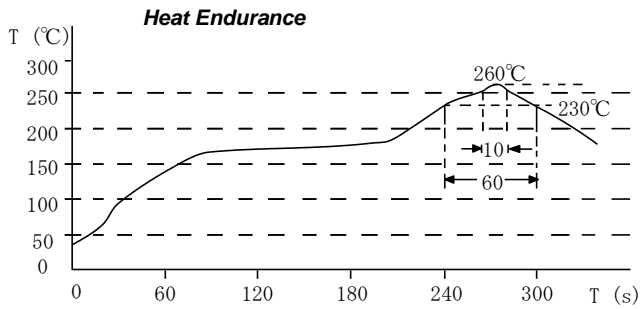
11. CDRH50D20T150NP-470MC



12. CDRH50D20T150NP-101MC



Solder Reflow Condition



For sales office information, please [click here](#) to visit our website.

Note: This specification is subject to change without notice. Please contact your nearest sales office for updated information when placing an order.