

Data Sheet

RT025xxHBLU

Page 1/5

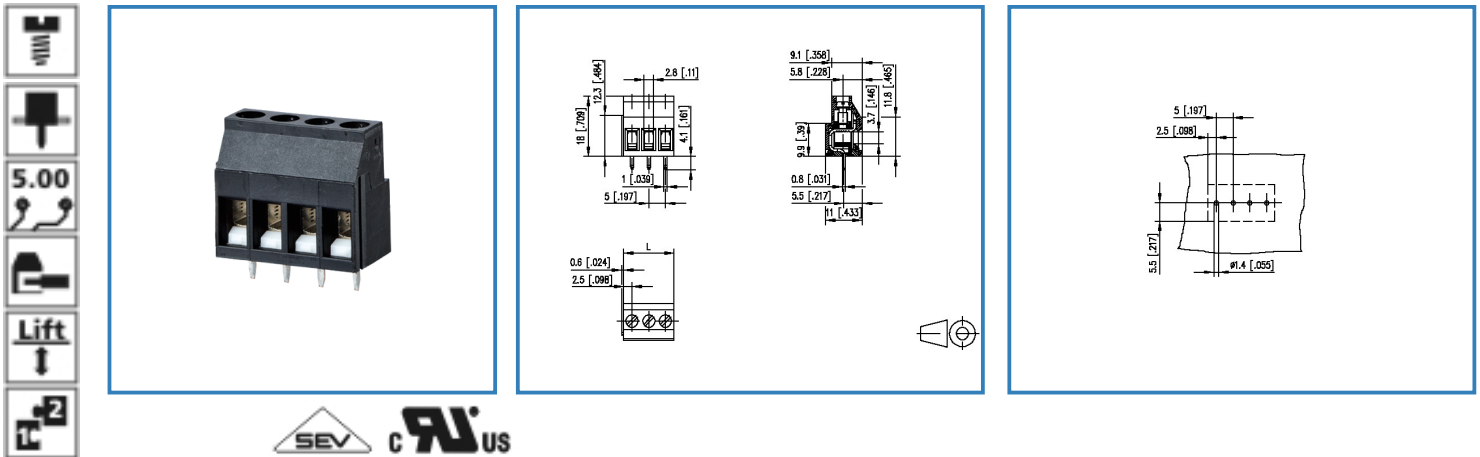
P/N

310721xx

xx=number of poles

2017/01/24

Illustration



see enlarged drawing at the end of the document

Product specification

- screw type terminal block, solderable
- centerline 5.00 mm, direction of connection 90°
- lift system, modular
- color black

Data Sheet

RT025xxHBLU

Technical Data



General Data

| | | | |
|---------------------------|---------|---------|---------|
| Tightening torque SEV | 0.5 Nm | | |
| Tightening torque UL | 6 lb-in | | |
| Solder pin length | 4.1 mm | | |
| min. number of poles | 2 | | |
| max. number of poles | 4 | | |
| Insulating material class | CTI 600 | | |
| clearance/creepage dist. | 3.2 mm | | |
| protection category | IP 20 | | |
| Overvoltage category | III | III | II |
| Pollution degree | 3 | 2 | 2 |
| Rated voltage | 250.0 V | 630.0 V | 630.0 V |
| Rated test voltage | 4 kV | 4.0 kV | 4 kV |

Connection data

| | | | |
|----------------------------|--|--|--|
| Rated wiring solid wire | 0.34 - 2.5 mm ² / AWG 22 - 12 | | |
| Rated wiring stranded wire | 0.34 - 2.5 mm ² / AWG 22 - 12 | | |

Approvals

| | | | |
|--|--------------------|--|--|
|  V / A / AWG | 300 / 20 / 22 - 12 | | |
|  2.5 mm ² | 250 V / 16 A / T60 | | |

Material

| | |
|-----------------------------|---------------------|
| insulating material | PA66 |
| flammability class | V0 |
| contact material | CuZn |
| Glow-Wire Flammability GWFI | 960 |
| Glow-Wire Flammability GWIT | 775 |
| contact surface | Ni + Sn |
| terminal body material | CuZn |
| terminal body surface | Ni |
| screw surface | Zn Cr(VI)-frei/free |
| screw thread | M3 |

Climatic properties

| | |
|-------------------------|--------|
| upper limit temperature | 105 °C |
| lower limit temperature | -40 °C |



Data Sheet

RT025xxHBLU

Page 3/5

P/N

310721xx

xx=number of poles

2017/01/24

General

| | |
|---------------|-------------------------------------|
| solderability | Acc. to JEDEC JESD22-B102E 245°C/5s |
| Tolerance | ISO 2768 -mH |



Data Sheet

RT025xxHBLU

Page 4/5

P/N

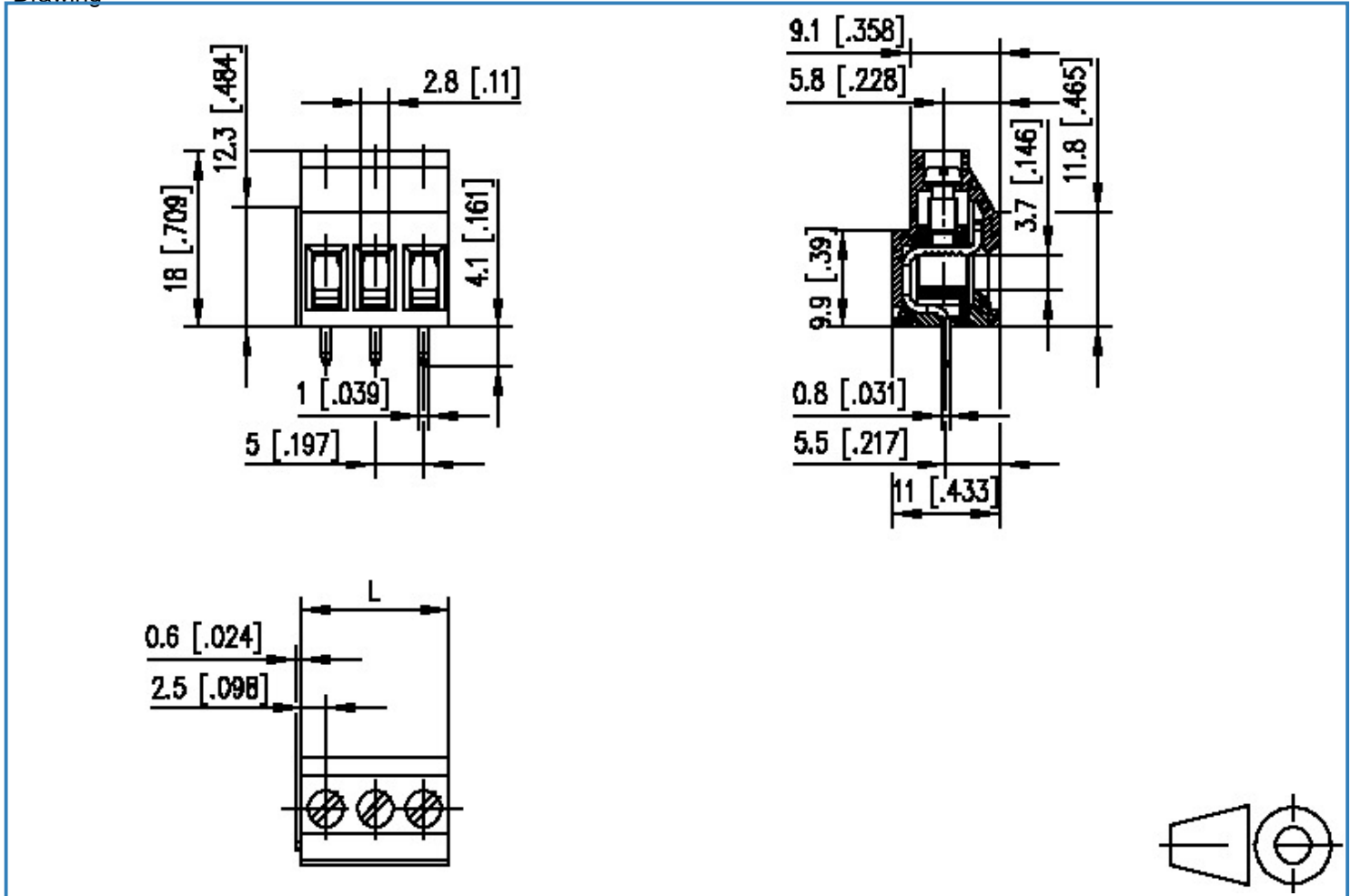
310721xx

xx=number of poles

2017/01/24

Illustration

Drawing



$L = (\text{pole size} - 1) \times \text{centerline} + 5 [0.197]$



Data Sheet

RT025xxHBLU

Page 5/5

P/N

310721xx

xx=number of poles

2017/01/24

PCB Layout

