

# RF-17S1N8AWA00 - Device connector front mounting



1607892

<https://www.phoenixcontact.com/us/products/1607892>

Please be informed that the data shown in this PDF document is generated from our online catalog. Please find the complete data in the user documentation. Our general terms of use for downloads are valid.



Device connector front mounting, straight, Screw locking mechanism, M23, number of positions: 17, contact connection type: Socket, Axial O-ring, 4x Ø 3.2, shielded: yes, number of positions: 17, connection method: Crimp connection, series: RF

## Your advantages

- Safe use in the field, thanks to high degree of protection
- Connector for flexible on-site assembly
- Consistent EMC protection for reliable connection solutions in the industrial environment
- Crimping connection: vibration- and temperature-resistant assembly

## Commercial data

Item number	1607892
Packing unit	1 pc
Minimum order quantity	1 pc
Sales key	AB31
Product key	ABRAFL
Catalog page	Page 112 (C-2-2019)
GTIN	4046356174862
Weight per piece (including packing)	32.4 g
Weight per piece (excluding packing)	32.4 g
Customs tariff number	85366990
Country of origin	DE

# RF-17S1N8AWA00 - Device connector front mounting



1607892

<https://www.phoenixcontact.com/us/products/1607892>

## Technical data

### Notes

Order information:	Order crimp contacts Ø 1 mm separately
--------------------	--

### Mounting

Mounting type	Front mounting
Mounting	4x Ø 3.2

### Product properties

Product type	Circular connectors (device side)
Series	RF
Application	Signal
	Signal
Number of positions	17
Connection profile	17
Shielded	yes
Coding	N
Thread type	M23

### Data management status

Article revision	05
------------------	----

### Material specifications

Seal material	FPM
Housing material	Turned parts: copper zinc alloy (CuZn), die-cast parts: zinc (GD-Zn)
Insulator material	PA 6.6
Gasket and O-ring material	FPM

### Electrical properties

#### Contact

Contact diameter	1 mm
Max. current	8 A
Nominal voltage $U_N$	48 V AC 74 V DC
Overvoltage category	III
Degree of pollution	3
Rated surge voltage	1.5 kV

### Connection data

#### Conductor connection

Connection method	Crimp connection
Contact connection type	Socket

# RF-17S1N8AWA00 - Device connector front mounting



1607892

<https://www.phoenixcontact.com/us/products/1607892>

## Connector

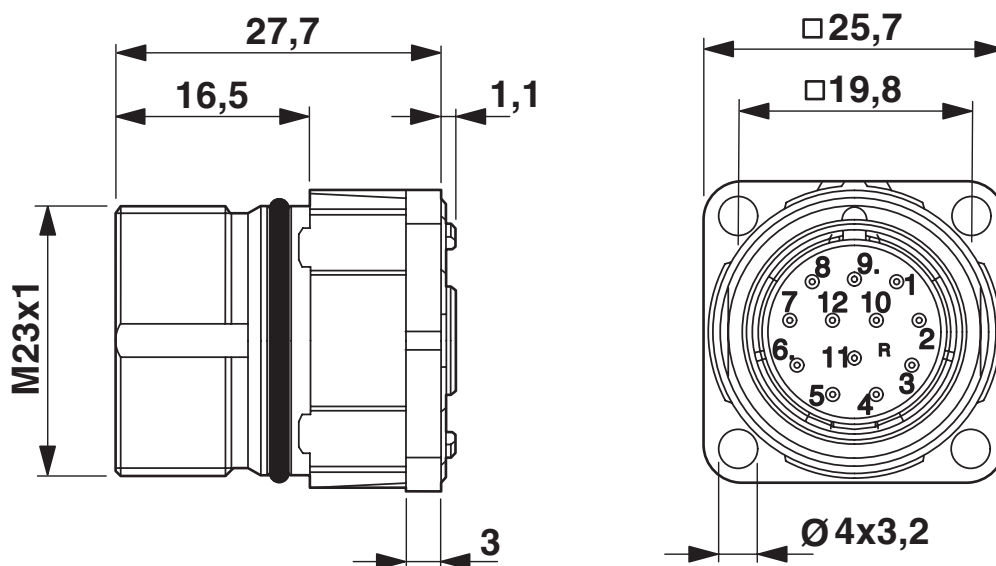
Type	straight
Direction of rotation	Standard

## Environmental and real-life conditions

Ambient conditions	
Degree of protection	IP67
Ambient temperature (operation)	-20 °C ... 125 °C
Altitude	2000 m


## Drawings

Dimensional drawing



Dimensional drawing

Schematic diagram

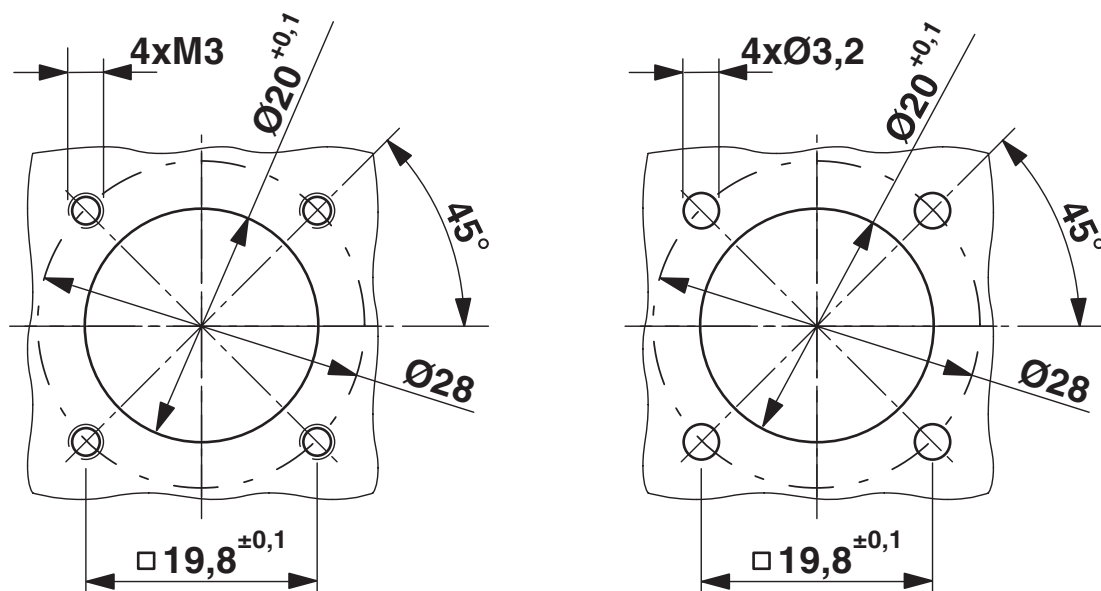


Contact chamber numbering (view of plug-in side), standard socket

1607892

<https://www.phoenixcontact.com/us/products/1607892>

Dimensional drawing




Installation dimensions


1607892

<https://www.phoenixcontact.com/us/products/1607892>

Approvals

To download certificates, visit the product detail page: <https://www.phoenixcontact.com/us/products/1607892>

 <b>cUL Recognized</b> Approval ID: E153698-20090723				
	Nominal voltage $U_N$	Nominal current $I_N$	Cross section AWG	Cross section $\text{mm}^2$
	48 V	1 A	26 - 26	-

 <b>UL Recognized</b> Approval ID: E153698-20090723				
	Nominal voltage $U_N$	Nominal current $I_N$	Cross section AWG	Cross section $\text{mm}^2$
	48 V	1 A	26 - 26	-

<b>cULus Recognized</b>				
-------------------------	--	--	--	--

# RF-17S1N8AWA00 - Device connector front mounting



1607892

<https://www.phoenixcontact.com/us/products/1607892>

## Classifications

### ECLASS

ECLASS-11.0	27440102
ECLASS-12.0	27440116
ECLASS-13.0	27440116

### ETIM

ETIM 9.0	EC002635
----------	----------

### UNSPSC

UNSPSC 21.0	39121400
-------------	----------

Environmental product compliance

EU RoHS	
Fulfills EU RoHS substance requirements	Yes, No exemptions
China RoHS	
Environment friendly use period (EFUP)	EFUP-E
	No hazardous substances above the limits
EU REACH SVHC	
REACH candidate substance (CAS No.)	No substance above 0.1 wt%