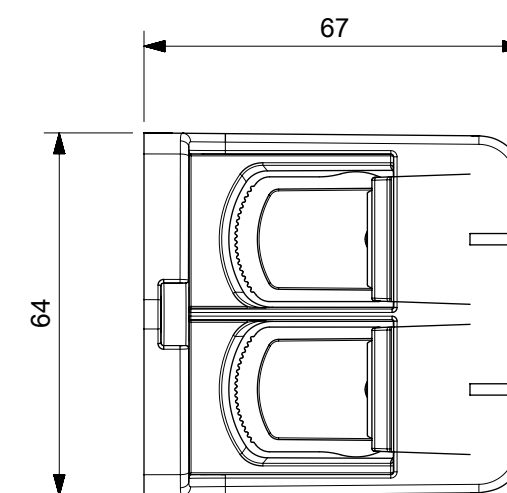
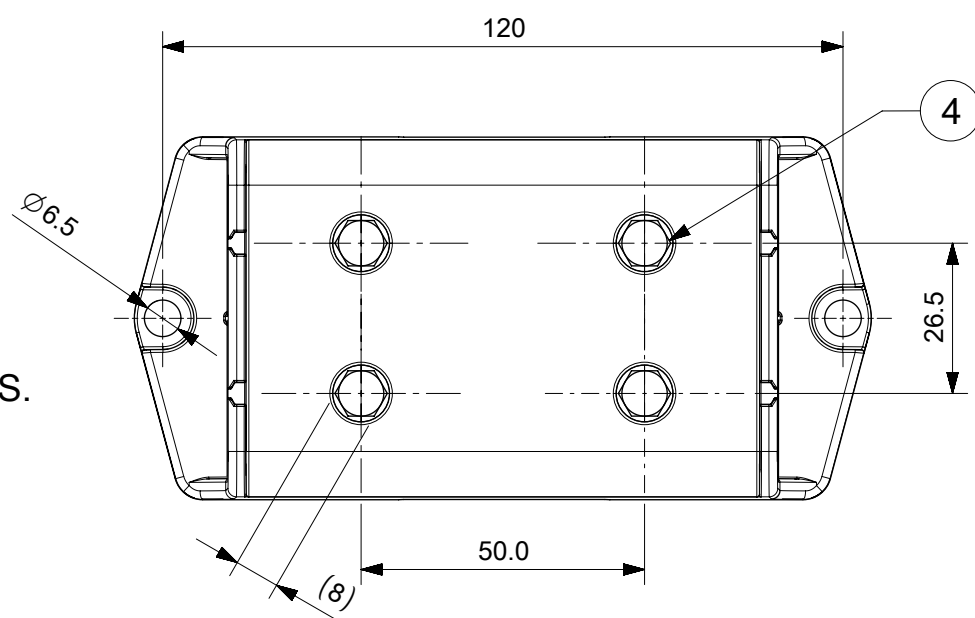
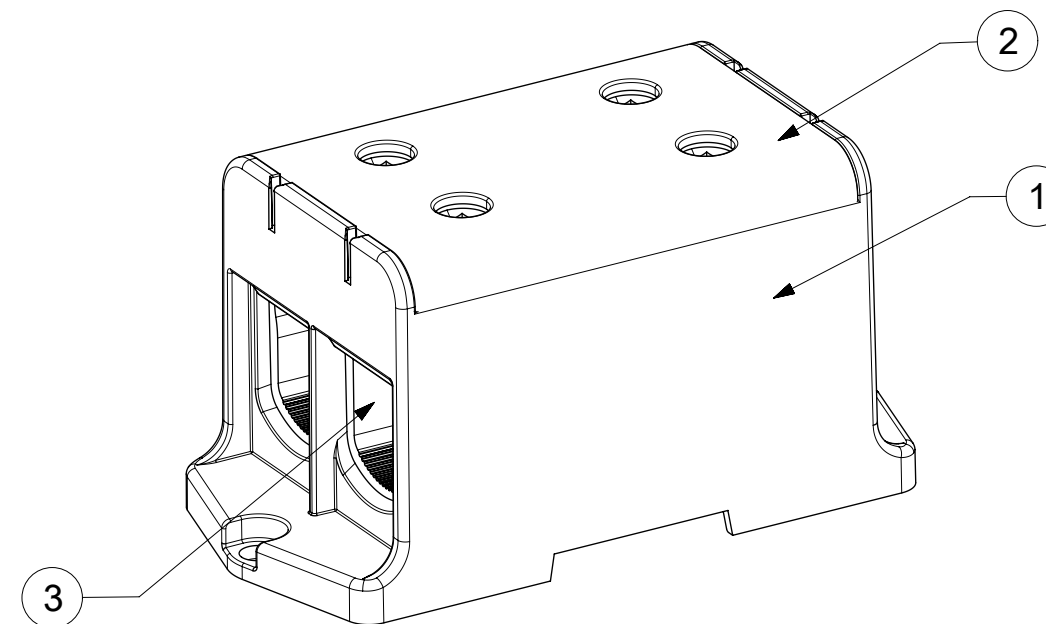
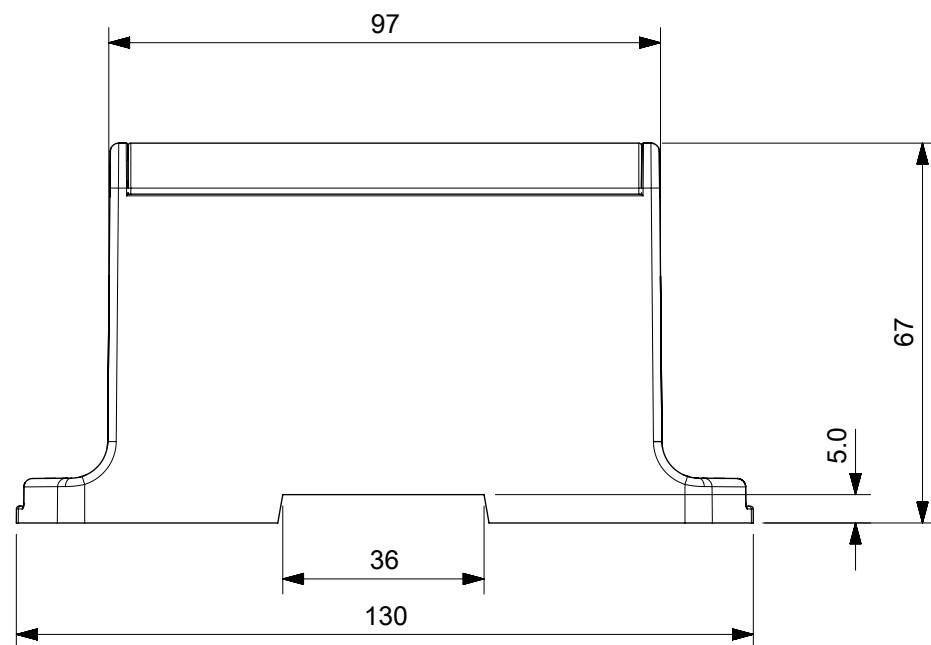


NOTES:

1. MOUNTING TYPE: SCREW.
2. VOLTAGE: 600 V (UL).
3. CURRENT: Cu 380 A, Al 310 A (UL).
3. WIRE CROSS-SECTION RANGE, UL:
Cu/Al 3/0 AWG - 500mm² (85 - 500mm²) STRANDED
3X 1/0-2 AWG (3X 53-33.6mm²) STRANDED
2X 2/0-2 AWG (2X 67-33.6mm²) STRANDED
4. HEAD CAP SCREW WITH 8mm HEXAGON SOCKET SIZE.
5. RECOMMENDED TIGHTENING TORQUE:
360 Lb-In (40 Nm).
6. ALL ELECTRICAL AND MECHANICAL SPECIFICATIONS ARE PER UL1059 AS NOTED IN MOLEX UL AGENCY APPROVAL.
7. THE SUITABILITY OF THESE TERMINALS SHALL BE DETERMINED IN THE END-USE INVESTIGATION.
8. AS ENVIRONMENTAL BARRIER DIELECTRIC GREASE MAY BE PRESENT IN THE WIRING CHAMBER. ENSURE TO USE THE RECOMMENDED TIGHTING TORQUE FOR ALL CONDUCTORS.



2016060693	MX-KE69.3	UCLP 1PLD GRN/YLW W/SCR 380A	YELLOW	GREEN
2016060692	MX-KE69.2	UCLP 1PLD GRY/BLU W/SCR 380A	BLUE	GREY
2016060690	MX-KE69	UCLP 1PLD GRY/GRY W/SCR 380A	GREY	GREY
MATERIAL No	ENGINEERING No	DESCRIPTION	COVER COLOR	HOUSING COLOR

THIS DRAWING CONTAINS INFORMATION THAT IS PROPRIETARY TO MOLEX ELECTRONIC TECHNOLOGIES, LLC AND SHOULD NOT BE USED WITHOUT WRITTEN PERMISSION

EC NO: 120665 DRWN: WLEUNG CHK'D: DNGUYEN62 APPR: JFMURPHY	2017/08/14	GENERAL TOLERANCES (UNLESS SPECIFIED) ANGULAR TOL ± ° 4 PLACES ± 3 PLACES ± 2 PLACES ± SEE CHART 1 PLACE ± SEE CHART 0 PLACES ± DRAFT WHERE APPLICABLE MUST REMAIN WITHIN DIMENSIONS	DIMENSION UNITS	SCALE				
	2017/08/15		mm	1:1				
	2017/08/18		DRWN BY	DATE				
			WLEUNG	2017/08/14				
		CHK'D BY	DATE		MX-KE69 AL/CU 35-240MM ²			
		DNGUYEN62	2017/08/15					
		APPR BY	DATE					
		JFMURPHY	2017/08/18					
		DRAWING SIZE	THIRD ANGLE PROJECTION		PRODUCT CUSTOMER DRAWING			
		B			SERIES	MATERIAL NUMBER	CUSTOMER	
					201606	SEE CHART		
					DOCUMENT NUMBER	DOC TYPE	DOC PART	SHEET NUMBER
					2016060690	PSD	000	1 OF 1

4	4	SCREW, SET	ALUMINUM
3	1	CAGE, 1-P	ALUMINIUM
2	1	COVER, 2-P, W-SNAP HOOKS	POLYAMIDE
1	1	HOUSING, 2-P	POLYAMIDE
ITEM	QTY	DESCRIPTION	MATERIAL
RELEASE STATUS	P1	RELEASE DATE	18.08.2017 19:46:49

TOLERANCE	>0.5=3	>3=6	>6=30	>30=120	>120=400
ISO 2768-m	±0.1	±0.1	±0.2	±0.3	±0.5