

NRSE Series
SMD Shielded Tiny Power Inductor
Size 4015



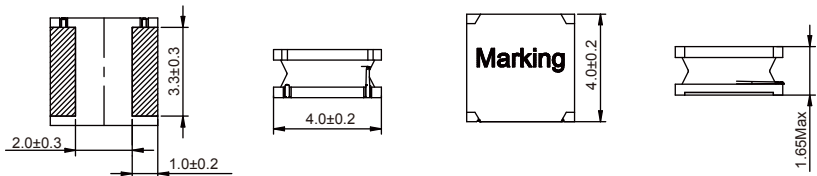
CHARACTERISTICS

- Magnetic resin for higher current and semi-magnetically shielded
- Different sizes from 2mm to 8mm in square shape
- Quantity: 3000pcs

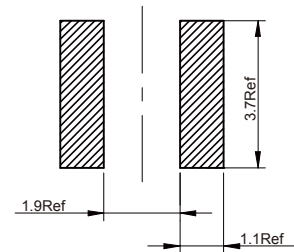
APPLICATION

- DC/DC converter
- LC filter

Dimensions: [mm]



Land Pattern: [mm]



Electrical Properties:

Part No	Inductance (μH)	Tolerance	Saturation Current (A)	Temperature Rise Current (A)	DCR ±30% (mΩ)
NRSE4015-R50N	0.50	±30%	6.30	4.20	25.0
NRSE4015-1R0N	1.00	±30%	3.30	2.50	35.0
NRSE4015-1R5N	1.50	±30%	2.70	2.20	40.0
NRSE4015-2R2M	2.20	±20%	2.10	2.00	53.0
NRSE4015-3R3M	3.30	±20%	1.90	1.80	75.0
NRSE4015-4R7M	4.70	±20%	1.45	1.35	100
NRSE4015-6R8M	6.80	±20%	1.30	1.20	135
NRSE4015-100M	10.0	±20%	1.10	1.00	200
NRSE4015-150M	15.0	±20%	0.90	0.85	300
NRSE4015-220M	22.0	±20%	0.72	0.68	400
NRSE4015-330M	33.0	±20%	0.63	0.58	660
NRSE4015-470M	47.0	±20%	0.55	0.45	975
NRSE4015-680M	68.0	±20%	0.50	0.42	1600

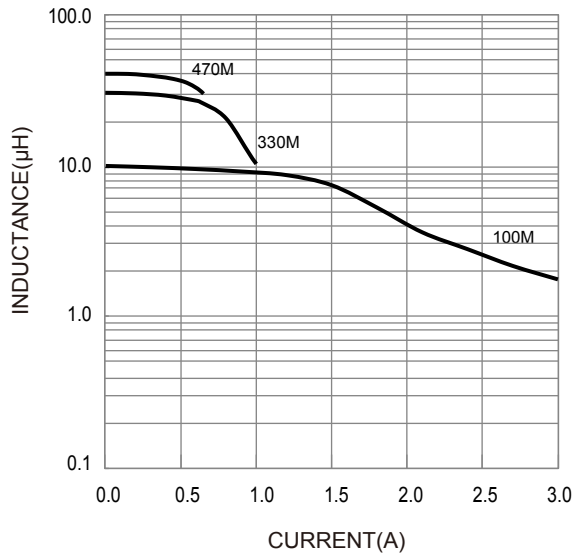
Operating temperature : -40 C ~ +125 C

Temperature rise current: the actual value of DC current when the temperature rise is ΔT40 C

Saturation Current that will cause initial inductance to drop approximately 30%

Typical Electrical Characteristics:

Inductance VS. Current Characteristics:



Temperature Rise VS. Current Characteristics:

