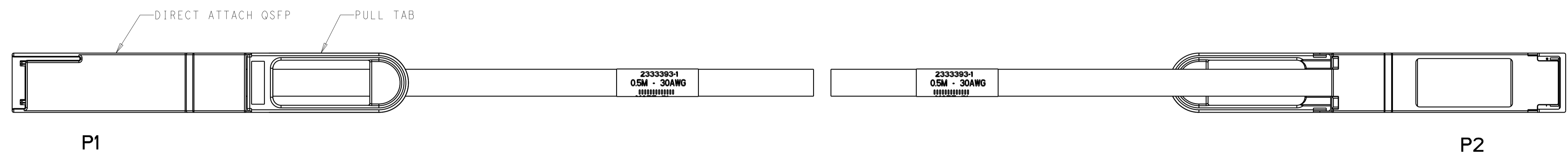
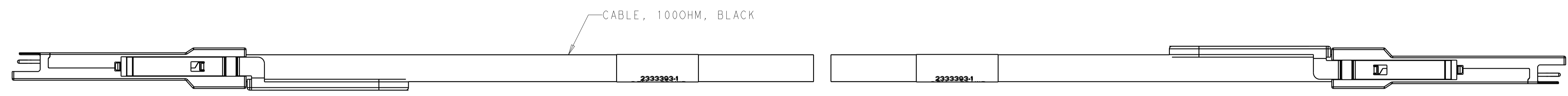
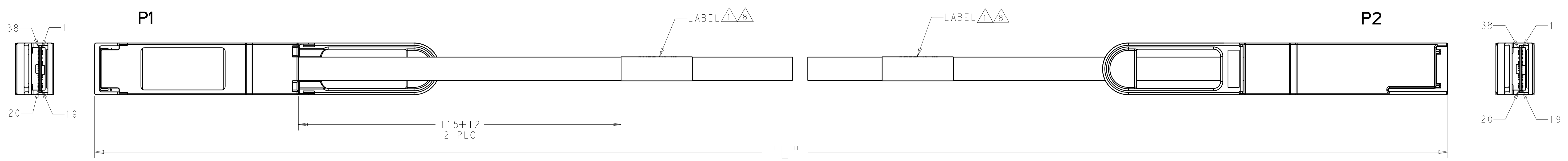
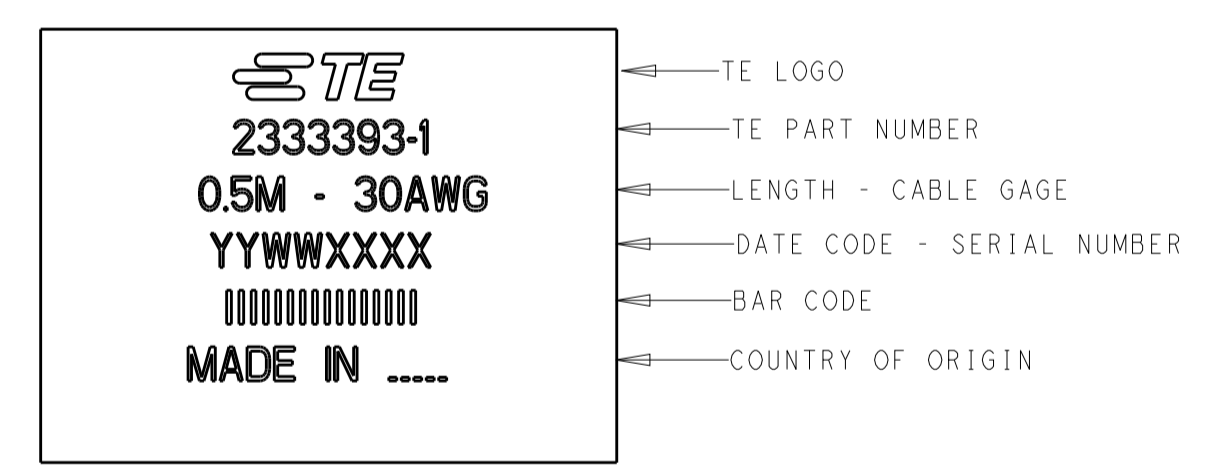


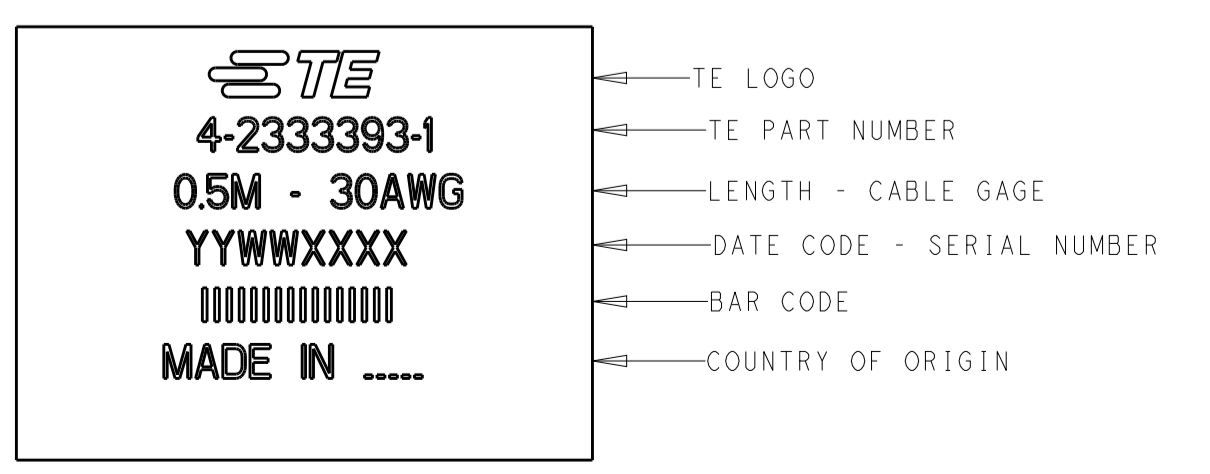
| REVISIONS | | | | |
|-----------|-----|-------------------|-----------|----------|
| P. | LTN | DESCRIPTION | DATE | DWN APVD |
| A | | PER ECO-18-020143 | 31DEC2018 | MY GF |
| - | - | - | - | - |
| - | - | - | - | - |
| - | - | - | - | - |



1 LABEL INFORMATION FOR 25 GIG PNS (-1 THRU -7): -1 SHOWN



- SEE SHEET 2 FOR WIRING SCHEMATIC.
- PRODUCT AND PROCESSING MUST MEET THE REQUIREMENTS OF TE SPECIFICATION TEC-138-702.
- CABLE ASSEMBLY TO BE TESTED FOR OPENS, SHORTS AND PROPER EEPROM PROGRAM.
- EEPROM DOES NOT INCLUDE PAGE SWAPPING.
- TEST IN ACCORDANCE WITH IEEE802.3bj.
- DASH NUMBER 41 THRU 45 CONFORM TO 56G, PAM-4 IEEE802.3CD PERFORMANCE REQUIREMENTS.
- LABEL INFORMATION FOR 56 GIG PNS (-41 THRU -45): -41 SHOWN



| STANDARD | GAGE | "L" mm | PART NO |
|----------|------|-------------|-------------|
| 1 | 30 | 2000 +80/-0 | 4-2333393-5 |
| | 30 | 1500 +80/-0 | 4-2333393-4 |
| | 30 | 1000 +50/-0 | 4-2333393-3 |
| | 30 | 750 +50/-0 | 4-2333393-2 |
| | 30 | 500 +50/-0 | 4-2333393-1 |
| 6 | 30 | 3000 +80/-0 | 2333393-7 |
| | 30 | 2500 +80/-0 | 2333393-6 |
| | 30 | 2000 +80/-0 | 2333393-5 |
| | 30 | 1500 +80/-0 | 2333393-4 |
| | 30 | 1000 +50/-0 | 2333393-3 |
| | 30 | 750 +50/-0 | 2333393-2 |
| | 30 | 500 +50/-0 | 2333393-1 |

THIS DRAWING IS A CONTROLLED DOCUMENT. DWN: M_YI 19MAR2018
 CHK: G. FRANKLIN 19MAR2018
 APVD: G. FRANKLIN 19MAR2018

STE TE Connectivity

NAME: CABLE ASSEMBLY, DIRECT ATTACH QSFP
 PRODUCT SPEC: 25GIG, 30AWG
 APPLICATION SPEC: -

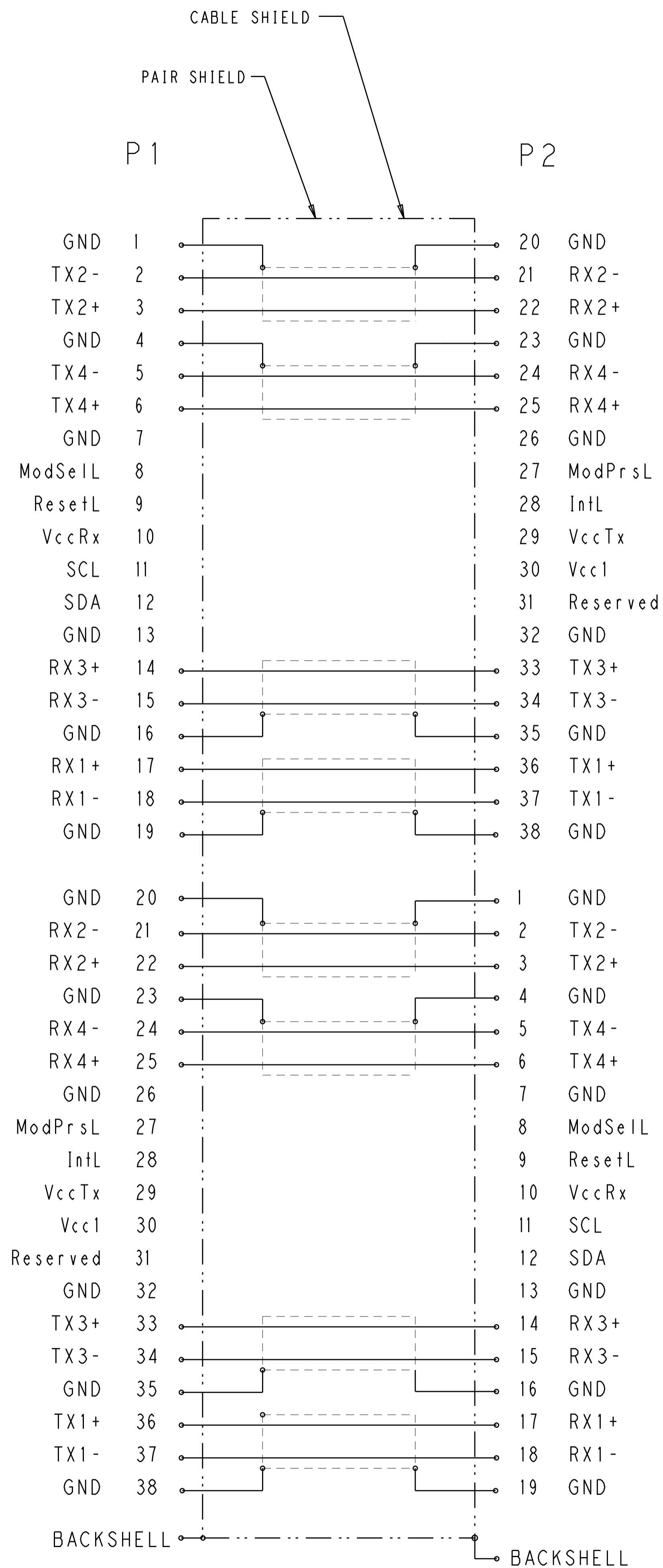
DIMENSIONS: mm
 TOLERANCES UNLESS OTHERWISE SPECIFIED:
 0 PLC ±
 1 PLC ±
 2 PLC ±
 3 PLC ±
 4 PLC ±
 ANGLES ±

MATERIAL: - FINISH: - WEIGHT: -

CUSTOMER DRAWING SCALE: 5:1 SHEET 1 OF 2 REV A

SIZE: A1 CAGE CODE: 00779 DRAWING NO: 2333393

| REVISIONS | | | | |
|-----------|-----|-------------|------|------|
| P. | LTN | DESCRIPTION | DATE | APVD |
| - | - | SEE SHEET 1 | - | - |
| | | | | |
| | | | | |



WIRING PATTERN

| | | | | | | | | | | | | | | | |
|------------------------------------------------------------------------------------------------------------------------------------------------------------------------------------------------------------------------------------------|---|-----------------------------|-------------------------------------------------------|-------|---|-------|---|-------|---|-------|---|--------|---|-----------------|----------|
| THIS DRAWING IS A CONTROLLED DOCUMENT. | | OWN: M_YI 19MAR2018 | TE Connectivity | | | | | | | | | | | | |
| DIMENSIONS: mm | | CHK: G. FRANKLIN 19MAR2018 | | | | | | | | | | | | | |
| TOLERANCES UNLESS OTHERWISE SPECIFIED: | | APVD: G. FRANKLIN 19MAR2018 | NAME: CABLE ASSEMBLY, DIRECT ATTACH QSFP 25GIG, 30AWG | | | | | | | | | | | | |
| <table border="1"> <tr><td>0 PLC</td><td>±</td></tr> <tr><td>1 PLC</td><td>±</td></tr> <tr><td>2 PLC</td><td>±</td></tr> <tr><td>3 PLC</td><td>±</td></tr> <tr><td>4 PLC</td><td>±</td></tr> <tr><td>ANGLES</td><td>±</td></tr> </table> | | 0 PLC | ± | 1 PLC | ± | 2 PLC | ± | 3 PLC | ± | 4 PLC | ± | ANGLES | ± | PRODUCT SPEC: - | SIZE: A1 |
| 0 PLC | ± | | | | | | | | | | | | | | |
| 1 PLC | ± | | | | | | | | | | | | | | |
| 2 PLC | ± | | | | | | | | | | | | | | |
| 3 PLC | ± | | | | | | | | | | | | | | |
| 4 PLC | ± | | | | | | | | | | | | | | |
| ANGLES | ± | | | | | | | | | | | | | | |
| MATERIAL: - | | APPLICATION SPEC: - | CAGE CODE: 00779 | | | | | | | | | | | | |
| FINISH: - | | WEIGHT: - | DRAWING NO: 2333393 | | | | | | | | | | | | |
| CUSTOMER DRAWING | | SCALE: 5:1 | SHEET 2 OF 2 REV A | | | | | | | | | | | | |

Mouser Electronics

Authorized Distributor

Click to View Pricing, Inventory, Delivery & Lifecycle Information:

[TE Connectivity:](#)

[2333393-7](#) [2333393-5](#) [4-2333393-5](#) [2333393-3](#) [4-2333393-3](#)