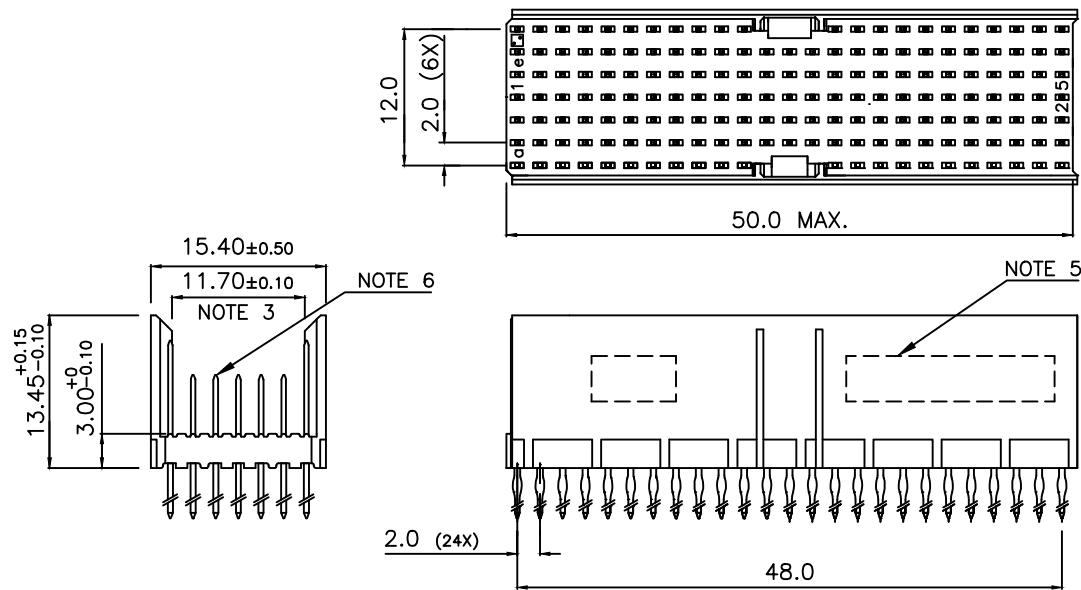


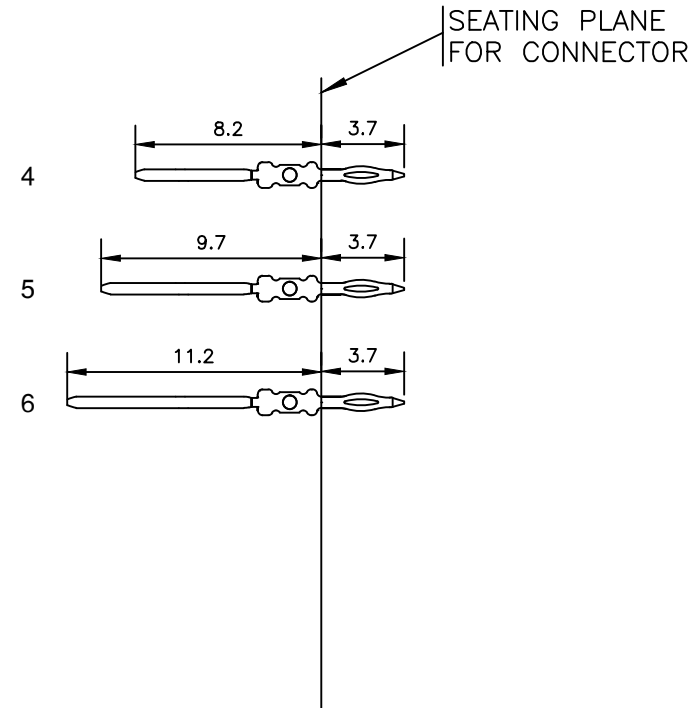
LOADING PATTERN MATING SIDE

f	6	6	6	6	6	6	6	6	6	6			6	6	6	6	6	6	6	6	6
e	5	5	5	5	5	5	5	5	5	5	5	5	5	5	5	5	5	5	5	5	5
d	5	5	5	5	5	5	5	5	5	5	5	5	5	5	5	5	5	5	5	5	5
c	5	5	5	5	5	5	5	5	5	5	5	5	5	5	5	5	5	5	5	5	5
b	5	5	5	5	5	5	5	5	5	5	5	5	5	5	5	5	5	5	5	5	5
a	5	5	5	5	5	5	5	5	5	5	5	5	5	5	5	5	5	5	5	5	5
z	6	6	6	6	6	6	6	6	6	6			6	6	6	6	6	6	6	6	6
P	0												1								
S	1												5								

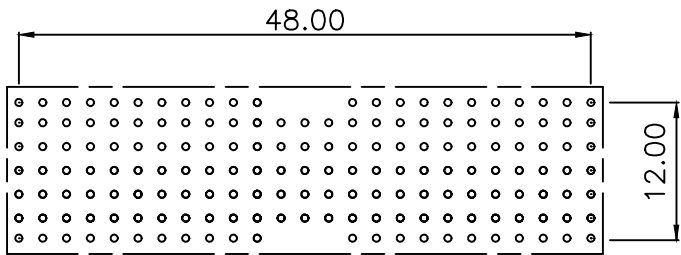
LOADED CONNECTOR ASSEMBLY
(FOR EXAMPLE)



CONTACT OVERVIEW



LAY-OUT P.C.B.-HOLE



HM2P65PDE121-
LEAD FREE INDICATOR : LF = LEAD FREE
(DIGIT 15 & 16)
PLATING CODE (DIGIT 13 AND 14)
(REF BELOW TABLE)

PLATING CODE	PLATING	PERFORMANCE LEVEL
AA	0.75µm Au	IEC PERFORMANCE LEVEL 2 (250 MATING CYCLES) OR TELCORDIA CO
AB	1.25µm Au	TELCORDIA UE

NOTES

- THIS PRODUCT IS CSA APPROVED.
- THIS PRODUCT IS UL RECOGNIZED.
- MEASURED AT THE BOTTOM.
- FOR GENERAL DETAILS PLEASE REFER DRAWING: BS, C ,203028, 000
- CONNECTOR PRINTED WITH P/N AND DATE CODE.
- FOR ACTUAL CONTACT LOADINGS, SEE LOADING PATTERN MATING SIDE.
- THIS PRODUCT MEETS EUROPEAN UNION DIRECTIVES AND OTHER COUNTRY REGULATIONS AS DESCRIBED IN GS-47-0004
- FOR RECOMMENDED PTH DIMENSIONS REFER DRAWING : BS, A , 201572 , 001

CATALOG NO: HM2P65PDE121----

mat'l. code SEE NOTE 4				surface ISO 1302	tolerance ISO 406 ISO 1101	projection	product family MILLIPACS							
ltr	ecn no	dr	date	tolerances unless	otherwise specified		title							
A	I15-0016	AKA	2015-08-12	angles	linear	.0±0.2	MPACS 5+2R STR HDR PF CONN TYPE AB							
				0°±1°		.00±0.1	MM							
				dr	ARJUN	2015-08-12	scale -							
				enr	ARJUN	2015-08-12	FCI							
				chr	ALEX	2015-08-12	dwg no							
				appd	BIJU K PAUL	2015-08-12	sheet 1 of 1							
sheet index	revision sheet	A	1				size A3							
							type Product Customer Drawing							

Mouser Electronics

Authorized Distributor

Click to View Pricing, Inventory, Delivery & Lifecycle Information:

[FCI / Amphenol:](#)

[HM2P65PDE121AALF](#)