



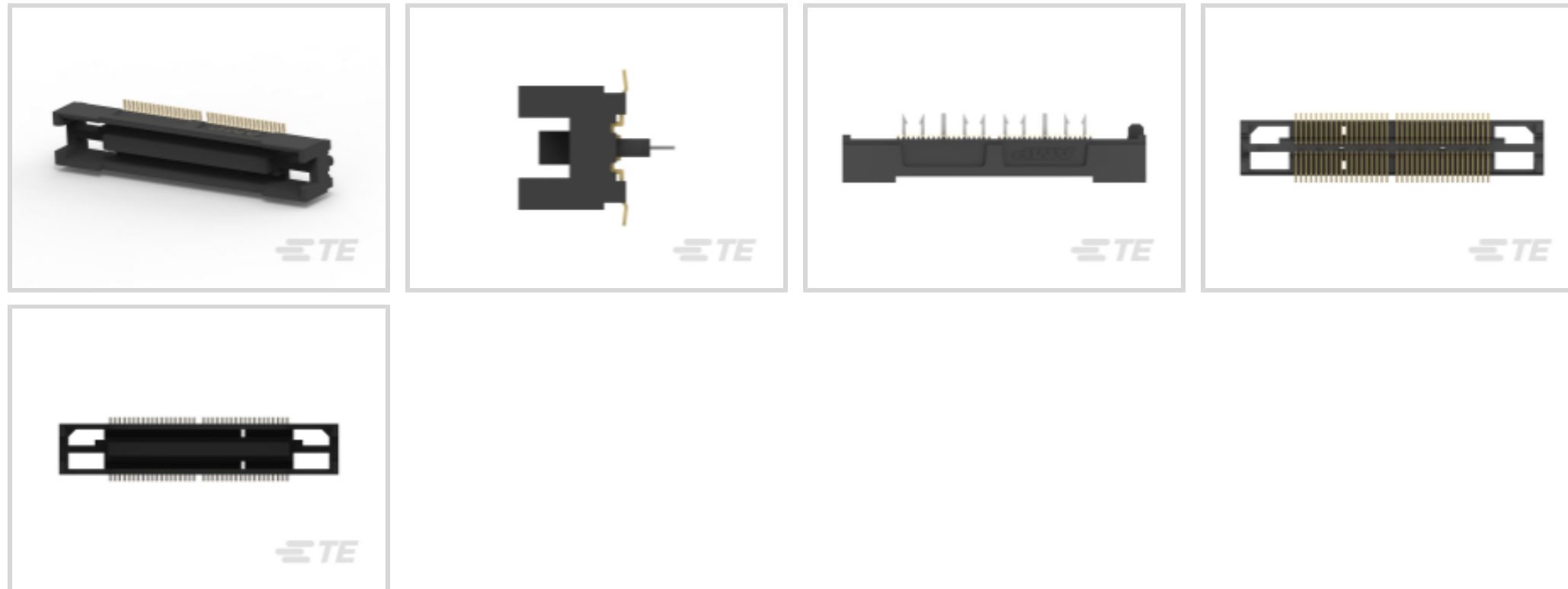
**MICTOR**

TE Internal #: 5767054-2

PCB Mount Receptacle, Vertical, Board-to-Board, 76 Position, .64 mm [.025 in] Centerline, Fully Shrouded, Gold Flash over Palladium Nickel

[View on TE.com >](#)

Connectors > PCB Connectors > PCB Headers & Receptacles



PCB Connector Assembly Type: **PCB Mount Receptacle**

PCB Mount Orientation: **Vertical**

Connector System: **Board-to-Board**

Number of Positions: **76**

Centerline (Pitch): **.64 mm [.025 in]**

**Features**

**Product Type Features**

Ground Feature Type	Ground Bus
PCB Connector Assembly Type	PCB Mount Receptacle
Connector System	Board-to-Board
Header Type	Fully Shrouded
Sealable	No
Connector & Contact Terminates To	Printed Circuit Board

**Configuration Features**

Number of Power Positions	2
Number of Columns	38
Stackable	Yes
Number of Signal Positions	76
PCB Mount Orientation	Vertical
Number of Positions	76
Board-to-Board Configuration	Parallel



### Electrical Characteristics

Dielectric Withstanding Voltage (Max)	500 VAC
Insulation Resistance	2 MΩ
Impedance	50 Ω
Operating Voltage	30 VAC

### Signal Characteristics

Differential Signaling	Yes
Data Rate	10 Gb/s

### Body Features

Primary Product Color	Black
-----------------------	-------

### Contact Features

Contact Mating Area Length	1.63 mm[.064 in]
PCB Contact Termination Area Plating Material Thickness	3.81 – 6.35 μm[149.9997 – 249.9995 μin]
Contact Layout	Inline
PCB Contact Termination Area Plating Material Finish	Matte
Contact Shape & Form	Dual Beam
Contact Mating Area Plating Material Finish	Matte
PCB Contact Termination Area Plating Material	Tin
Contact Base Material	Copper Alloy
Contact Mating Area Plating Material	Gold Flash over Palladium Nickel
Contact Mating Area Plating Material Thickness	.127 μm[4.99999 μin]
Contact Type	Socket
Contact Current Rating (Max)	11.5 A

### Termination Features

Rectangular Termination Post & Tail Thickness	.2 mm[.008 in]
Rectangular Termination Post & Tail Width	.53 mm[.021 in]
Termination Method to PCB	Surface Mount

### Mechanical Attachment

PCB Mount Alignment Type	Locating Posts
Mating Retention	With
Mating Alignment	With
PCB Mount Retention	With



PCB Mount Alignment	With
Connector Mounting Type	Board Mount

### Housing Features

Mating Entry Location	Top
Centerline (Pitch)	.64 mm [.025 in]
Housing Material	Matte

### Dimensions

Connector Length	38.1 mm [1.499 in]
Connector Height	5.99 mm [.236 in]
Connector Width	6.9 mm [.272 in]
Stack Height	6.6 mm, 9 mm, 10.92 mm, 12.57 mm, 17.96 mm, 18.75 mm, 20 mm, 22.86 mm [.9 in]
PCB Thickness (Recommended)	1.57 mm [.13 in]

### Usage Conditions

Operating Temperature Range	-55 – 125 °C [-67 – 257 °F]
-----------------------------	-----------------------------

### Operation/Application

Circuit Application	Signal
---------------------	--------

### Industry Standards

UL Rating	Listed
Compatible With Agency/Standards Products	CSA, UL
Compatible With Approved Standards Products	CSA 1195944, UL E28476
UL Flammability Rating	UL 94V-0

### Packaging Features

Packaging Quantity	14
Packaging Method	Box, Tube

### Product Compliance

[For compliance documentation, visit the product page on TE.com>](#)

EU RoHS Directive 2011/65/EU	Compliant
EU ELV Directive 2000/53/EC	Compliant
China RoHS 2 Directive MIIT Order No 32, 2016	No Restricted Materials Above Threshold
EU REACH Regulation (EC) No. 1907/2006	Current ECHA Candidate List: JUNE 2024 (241)



Candidate List Declared Against: JUNE 2024 (241)

Does not contain REACH SVHC

Halogen Content	Low Halogen - Br, Cl, F, I < 900 ppm per homogenous material. Also BFR/CFR/PVC Free
-----------------	---

Solder Process Capability	Reflow solder capable to 260°C
---------------------------	--------------------------------

Product Compliance Disclaimer

This information is provided based on reasonable inquiry of our suppliers and represents our current actual knowledge based on the information they provided. This information is subject to change. The part numbers that TE has identified as EU RoHS compliant have a maximum concentration of 0.1% by weight in homogenous materials for lead, hexavalent chromium, mercury, PBB, PBDE, DBP, BBP, DEHP, DIBP, and 0.01% for cadmium, or qualify for an exemption to these limits as defined in the Annexes of Directive 2011/65/EU (RoHS2). Finished electrical and electronic equipment products will be CE marked as required by Directive 2011/65/EU. Components may not be CE marked. Additionally, the part numbers that TE has identified as EU ELV compliant have a maximum concentration of 0.1% by weight in homogenous materials for lead, hexavalent chromium, and mercury, and 0.01% for cadmium, or qualify for an exemption to these limits as defined in the Annexes of Directive 2000/53/EC (ELV). Regarding the REACH Regulation, the information TE provides on SVHC in articles for this part number is based on the latest European Chemicals Agency (ECHA) 'Guidance on requirements for substances in articles' posted at this URL: <https://echa.europa.eu/guidance-documents/guidance-on-reach>

## Compatible Parts



TE Part # 5767005-9  
MICT,495PLUG,076,ASSY,.025,REC



TE Part # 5767007-9  
MICT,260PLUG,76,ASSY,.025,REC



TE Part # 5767032-2  
MICT,788PLUG,76,ASSY,.025,REC




TE Part # 5767056-2  
MICT,260,PLUG,76,ASSY,PDNI



TE Part # 5767017-2  
MICT,900PLUG,76,ASSY,.025,REC



TE Part # 5767117-2  
MICT,260,PLG,076,ASY,.025,PDNI



TE Part # 5767039-2  
MICTOR,RA PLUG,076,.093PCB,ASY



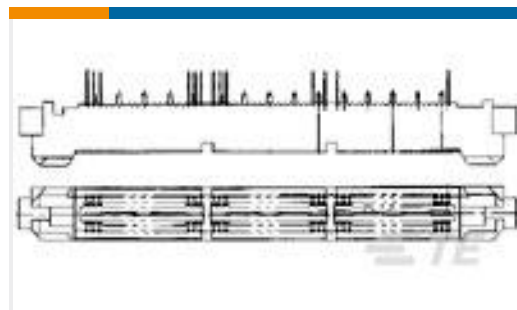
TE Part # 5767042-2  
MICT,738PLUG,076,ASSY,.025,EXT



TE Part # 1-5767032-6  
MICT,788PLUG,76,ASSY,W VAC CAP




TE Part # 5767025-2  
MICTOR .707 PLUG ASSY, 76 POS.




TE Part # 5767055-2  
MICT,R/APLUG,ASSY,76,PDNI




TE Part # 5767082-2  
MICT,495,PLUG,076,PDNI,BARBLES



TE Part # 5767111-2  
MICT,PLG,076,ASY,.025 TAPE PKG



TE Part # 5767118-2  
MICT,PLG,076,ASY,.025,TAPE CAP




TE Part # 5767119-9  
MICT,PLG,076,ASY,.025,TAPE PKG



TE Part # 5767149-2  
MICTOR PLUG ASSY IN TAPE & REE




TE Part # 5767149-9  
MICTOR PLUG ASSY IN TAPE & REE



TE Part # 2007649-2  
MICT,SMT,260,PLUG,76,ASSY,PDNI

## Customers Also Bought



TE Part #5749721-5  
50 50SR VERT RCPT ASSY



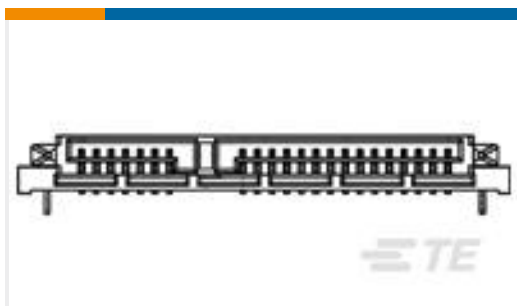
TE Part #5787082-5  
50 50SR R/A RCPT ASSY,RDSN L/F



TE Part #1761681-3  
IDC LOW PRO HDR 10P VERT HT BLACK



TE Part #1-1469491-2  
MULTIGIG RT GUIDE PIN, 9MM 2.60



TE Part #2023246-2  
ASSY SATA REC. R/A SMT TYPE 3.45H



TE Part #5767006-3  
MICT,R/APLUG,114,ASY,.025,.062



TE Part #7-1879213-7  
CPF 0402 182R 0.1% 25PPM 1K RL



TE Part #5767042-2  
MICT,738PLUG,076,ASSY,.025,EXT



TE Part #YDIV43E11-35PNC009  
RECP ASSY

TE Part #114133-E  
ERMB19 95 FS 1 EE \* 3,70 A-E V-V \*\*  
247

## Documents

### Product Drawings

MICT,RECPT,76,ASSY,PDNI

English

### CAD Files

3D PDF

3D

Customer View Model

[ENG\\_CVM\\_CVM\\_5767054-2\\_O.2d\\_dxf.zip](#)

English

Customer View Model

[ENG\\_CVM\\_CVM\\_5767054-2\\_O.3d\\_igs.zip](#)

English

Customer View Model

[ENG\\_CVM\\_CVM\\_5767054-2\\_O.3d\\_stp.zip](#)

English

3D PDF

English

Customer View Model

[ENG\\_CVM\\_5767054-2\\_O.2d\\_dxf.zip](#)

English

Customer View Model

[ENG\\_CVM\\_5767054-2\\_O.3d\\_igs.zip](#)

English

Customer View Model

[ENG\\_CVM\\_5767054-2\\_O.3d\\_stp.zip](#)

English

By downloading the CAD file I accept and agree to the [Terms and Conditions](#) of use.

### Datasheets & Catalog Pages

MICTOR Interconnection System

English

Fine Pitch Stacking Connectors - 0.635mm MICTOR Connectors

English

5767054-2

PCB Mount Receptacle, Vertical, Board-to-Board, 76 Position, .64 mm [.025 in]  
Centerline, Fully Shrouded, Gold Flash over Palladium Nickel



[Product Specifications](#)

[Application Specification](#)

English