

TTC-6-1X2-24DC-UT - Surge protection device



2906798

<https://www.phoenixcontact.com/us/products/2906798>

Please be informed that the data shown in this PDF document is generated from our online catalog. Please find the complete data in the user documentation. Our general terms of use for downloads are valid.

Surge protection for a 2-wire floating signal circuit, e.g., 0(4) mA ... 20 mA current loop, HART-compatible. Can be used in safety-related circuits up to SIL 3.



Your advantages

- Space saving with a narrow overall width of just 6 mm
- Cost-optimized with tailored product features
- Easy selection for all possible demands in MCR applications with a complete product portfolio

Commercial data

Item number	2906798
Packing unit	1 pc
Minimum order quantity	1 pc
Sales key	CL23
Product key	CL2261
Catalog page	Page 118 (C-4-2019)
GTIN	4055626135533
Weight per piece (including packing)	38.6 g
Weight per piece (excluding packing)	38.6 g
Customs tariff number	85363010
Country of origin	US

TTC-6-1X2-24DC-UT - Surge protection device



2906798

<https://www.phoenixcontact.com/us/products/2906798>

Technical data

Product properties

Product type	Surge protection for MCR technology
Product family	TERMITRAB complete
IEC test classification	C1
	C2
	C3
	D1
Type	DIN rail module, one-piece
Wire pairs per module	1

Data management status

Article revision	05
------------------	----

Insulation characteristics

Overvoltage category	III
Pollution degree	2

Electrical properties

Nominal voltage U_N	24 V DC
-----------------------	---------

Connection data

Connection method	Screw connection
Screw thread	M3
Tightening torque	0.5 Nm ... 0.6 Nm
Conductor cross section flexible	0.2 mm ² ... 2.5 mm ²
Conductor cross section rigid	0.2 mm ² ... 4 mm ²
Conductor cross section AWG	24 ... 12

Dimensions

Dimensional drawing	
Width	6.2 mm +0.1 mm
Height	105.8 mm
Depth	69.5 mm (incl. DIN rail 7.5 mm)

Material specifications

Color	gray (RAL 7042)
	light gray (RAL 7035)
Flammability rating according to UL 94	V-0

TTC-6-1X2-24DC-UT - Surge protection device



2906798

<https://www.phoenixcontact.com/us/products/2906798>

Insulating material	PBT
Housing material	PBT

Mechanical properties

Mechanical data

Open side panel	No
-----------------	----

Protective circuit

Direction of action	Line-Line & Line-Signal Ground/Shield & optional Signal Ground/Shield-Earth Ground
Maximum continuous voltage U_C	30 V DC
	21 V AC
Rated current	600 mA (40 °C)
Operating effective current I_C at U_C	$\leq 5 \mu A$
Residual current I_{PE}	$\leq 1 \mu A$
Nominal discharge current I_n (8/20) μs (line-line)	5 kA
Nominal discharge current I_n (8/20) μs (line-ground)	5 kA
Pulse discharge current I_{imp} (10/350) μs (line-line)	0.5 kA
Pulse discharge current I_{imp} (10/350) μs (line-earth)	0.5 kA
Total discharge current I_{total} (8/20) μs	10 kA
Voltage protection level U_p (line-line)	$\leq 55 V$ (C1 - 1 kV / 500 A)
	$\leq 65 V$ (C2 - 10 kV / 5 kA)
	$\leq 50 V$ (C3 - 25 A)
	$\leq 55 V$ (C3 - 100 A)
Voltage protection level U_p (line-earth)	$\leq 750 V$ (C1 - 1 kV / 500 A)
	$\leq 750 V$ (C2 - 10 kV / 5 kA)
	$\leq 700 V$ (C3 - 25 A)
	$\leq 750 V$ (C3 - 100 A)
Voltage protection level U_p static (line-line)	$\leq 50 V$ (C1 - 1 kV / 500 A)
	$\leq 65 V$ (C2 - 10 kV / 5 kA)
Voltage protection level U_p static (line-earth)	$\leq 750 V$ (C1 - 1 kV / 500 A)
	$\leq 750 V$ (C2 - 10 kV / 5 kA)
Response time t_A (line-line)	$\leq 1 ns$
Response time t_A (line-earth)	$\leq 100 ns$
Input attenuation aE, sym.	typ. 0.3 dB ($\leq 250 kHz / 150 \Omega$)
	typ. 0.3 dB ($\leq 370 kHz/100 \Omega$)
Cut-off frequency f_g (3 dB), sym. in 100 Ω system	typ. 1310 kHz
Cut-off frequency f_g (3 dB), sym. in 150 Ω system	typ. 940 kHz
Capacity (Core-Core)	typ. 2.2 nF
Resistance per path	1.65 $\Omega \pm 20 \%$
Surge protection fault message	none
Max. required back-up fuse	630 mA (FF)
Impulse durability (line-line)	C1 - 1 kV / 500 A
	C2 - 10 kV / 5 kA

TTC-6-1X2-24DC-UT - Surge protection device



2906798

<https://www.phoenixcontact.com/us/products/2906798>

	C3 - 100 A
Impulse durability (line-earth)	C1 - 1 kV / 500 A
	C2 - 10 kV / 5 kA
	C3 - 100 A
	D1 - 500 A
Pulse reset time (line-line)	≤ 700 ms
Pulse reset time (line-earth)	≤ 1500 ms

Additional technical data

Max. total discharge current $I_{\text{total max}} (8/20) \mu\text{s}$	20 kA (1x)
--	------------

Environmental and real-life conditions

Ambient conditions

Degree of protection	IP20
Ambient temperature (operation)	-40 °C ... 85 °C
Ambient temperature (storage/transport)	-40 °C ... 85 °C
Altitude	≤ 4000 m (amsl)
Permissible humidity (operation)	5 % ... 95 %

Approvals

Conformity/Approvals

UL, USA / Canada	Class I, Div. 2, Groups A, B, C, D T4
------------------	---------------------------------------

Standards and regulations

Standards/specifications	IEC 61643-21
Note	2000 + corrigendum 2001 + A1:2008, modified + A2:2012

EN 61643-21

Standards/specifications	EN 61643-21
Note	2001 + A1:2009 + A2:2013

Mounting

Mounting type	DIN rail: TH 35 - 7.5 mm
Thread type	()

TTC-6-1X2-24DC-UT - Surge protection device

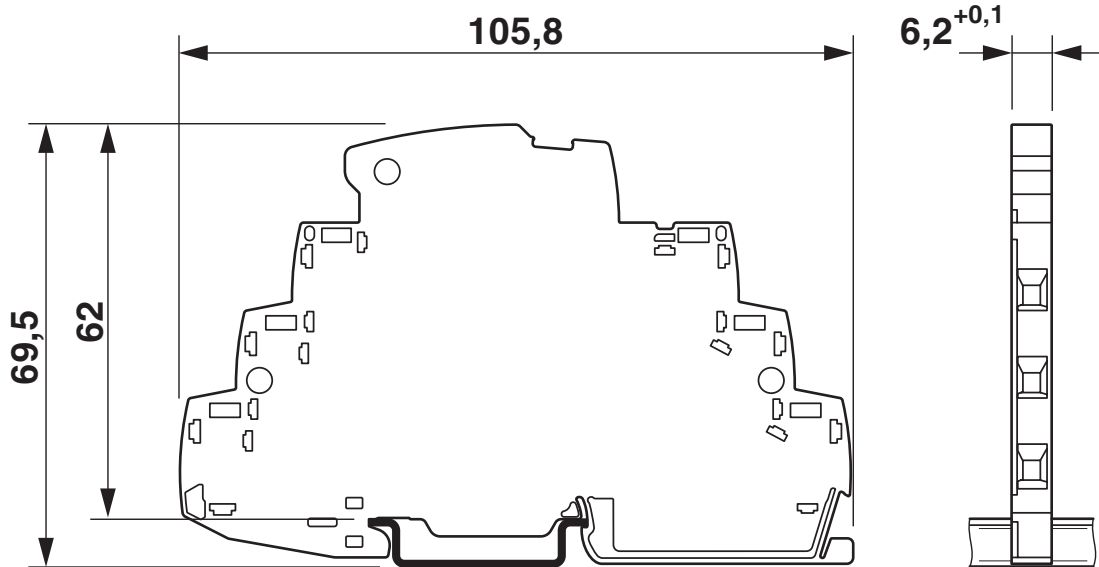


2906798

<https://www.phoenixcontact.com/us/products/2906798>

Drawings

Dimensional drawing

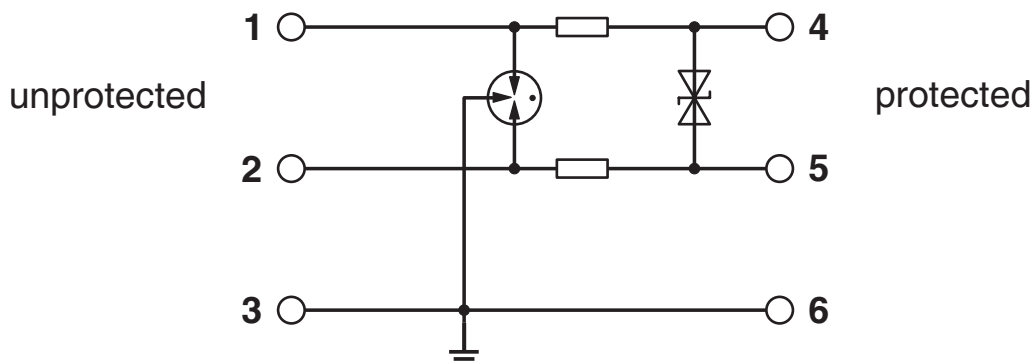


Schematic diagram

TTC-6-1X2-...									
Category	1oo1 architecture, HFT=0				1oo2 architecture, HFT=1				
	PFD _{AVG}	PFH	Used budget of SIL 2 SIF		PFD _{AVG}	PFH	CCF	Used budget of SIL 3 SIF	
			PFD _{AVG}	PFH				PFD _{AVG}	PFH
	3.04x10 ⁻⁵	5.40x10 ⁻⁹ 1/h	0.3 %	0.5 %	1.52x10 ⁻⁶	2.70x10 ⁻¹⁰ 1/h	5 %	0.2 %	0.3 %
					3.04x10 ⁻⁶	5.40x10 ⁻¹⁰ 1/h	10 %	0.3 %	0.5 %
Calculation based on exida report, Phoenix Contact 16/06-072 R023 V3R1 exida Profile 1, FMEDA Analysis 2, T _{proof} : 1 year, MT: 10 years, MTTR: 24 hours, PTC: 99% Used standards IEC/EN 61508, edition 2010 (device specific) IEC/EN 61511, edition 2016 + COR1:2016 + A1:2017 (system specific)									

Functional safety scenarios

Circuit diagram



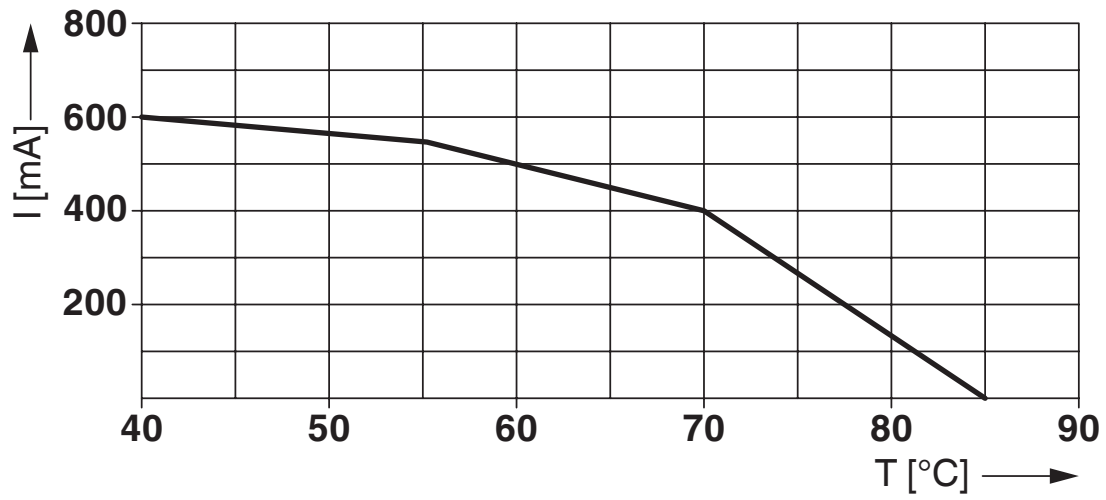
TTC-6-1X2-24DC-UT - Surge protection device



2906798

<https://www.phoenixcontact.com/us/products/2906798>

Diagram



TTC-6-1X2-24DC-UT - Surge protection device



2906798

<https://www.phoenixcontact.com/us/products/2906798>

Approvals

To download certificates, visit the product detail page: <https://www.phoenixcontact.com/us/products/2906798>



CSA

Approval ID: 70136717



DNV GL

Approval ID: TAE000027G



UL Listed

Approval ID: FILE E 138168



CSAus

Approval ID: 70136717

UAE-RoHS

Approval ID: 22-06-16191

Functional Safety

Approval ID: 16-06-072 R023 V3R1



cUL Listed

Approval ID: FILE E 333250



UL Listed

Approval ID: FILE E 333250

cCSAus

cULus Listed

TTC-6-1X2-24DC-UT - Surge protection device



2906798

<https://www.phoenixcontact.com/us/products/2906798>

Classifications

ECLASS

ECLASS-11.0	27130807
ECLASS-13.0	27171501

ETIM

ETIM 9.0	EC001625
----------	----------

UNSPSC

UNSPSC 21.0	39121600
-------------	----------

TTC-6-1X2-24DC-UT - Surge protection device



2906798

<https://www.phoenixcontact.com/us/products/2906798>

Environmental product compliance

EU RoHS

Fulfills EU RoHS substance requirements	Yes
Exemption	7(a), 7(c)-I

China RoHS

Environment friendly use period (EFUP)	EFUP-50
	An article-related China RoHS declaration table can be found in the download area for the respective article under "Manufacturer declaration". For all articles with EFUP-E, no China RoHS declaration table issued and required.

EU REACH SVHC

REACH candidate substance (CAS No.)	Lead(CAS: 7439-92-1)
SCIP	25528658-df5e-4a25-9a74-28d661729cee

Phoenix Contact 2024 © - all rights reserved

<https://www.phoenixcontact.com>

Phoenix Contact USA
586 Fulling Mill Road
Middletown, PA 17057, United States
(+717) 944-1300
info@phoenixcon.com