


Category 3 25-Pair Patch Panels



Front



Back

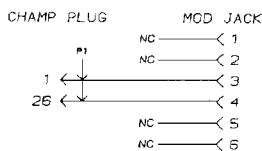
Product Facts

- :: Meet or exceed TIA and ISO Category 3 component performance requirements
- :: Available in 2- through 4-pair for voice and low speed data applications

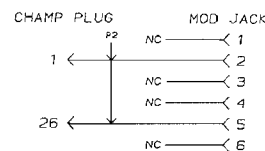
Description	Height	Width	Modular Jack Type	Active Pins	Wiring Diagram	Number of 25-Pair Plugs	Part Number
24-Port	1U (1.75")	19"	1-Pair (6-Pos.)	3&4	A	1	556189-1
			2-Pair (6-Pos.)	2-5	D	2	556183-1
			4-Pair (8-Pos.)	1-8	G	4	556180-1
			4-Pair (8-Pos.)	1-8	F	4	556186-1
32-Port	2U (3.50")	19"	1-Pair (8-Pos.)	4&5	C	2	555480-1
			1-Pair (6-Pos.)	3&4	A	2	555481-1
			2-Pair (6-Pos.)	2-5	D	3	555366-1
			3-Pair (6-Pos.)	1-6	E	4	555043-1
			4-Pair (8-Pos.)	1-8	F	6	555370-1
			1-Pair (8-Pos.)	4&5	C	2	555482-1
48-Port	3U (5.25")	19"	1-Pair (6-Pos.)	3&4	A	2	555483-1
			2-Pair (6-Pos.)	2-5	D	4	555375-1
			2-Pair (8-Pos.) 10BASE-T	1-3&6	H	4	556905-1
			3-Pair (6-Pos.)	1-6	E	6	555346-1
			4-Pair (8-Pos.)	1-8	F	8	555383-1
			4-Pair (8-Pos.)	1-8	G	8	556641-1

25-Pair Patch Panel Wiring Configurations

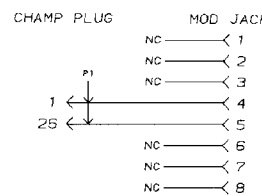
A. 1-Pair (6-Position)



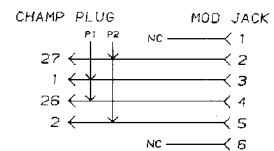
B. 1-Pair (6-Position)



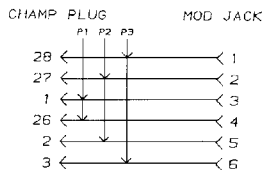
C. 1-Pair (8-Position)



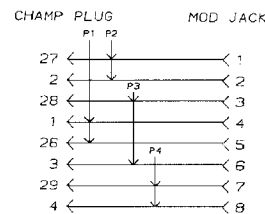
D. 2-Pair (6-Position)



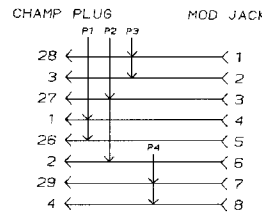
E. 3-Pair (6-Position)



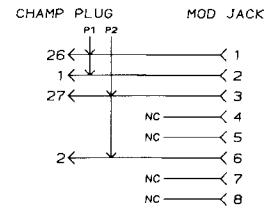
F. 4-Pair (T568B)



G. 4-Pair (T568A)



H. 2-Pair (10BASE-T Wiring)



NOTE: On 32-Port 1-Pair panels CHAMP plugs are loaded pairs 1-16. All others are loaded pairs 1-24.