




Connectors > Terminal Blocks & Strips > Barrier Strips



Barrier Strip Style: **Dual Barrier**

Bottom Termination Type: **Solder Turret**

Connector System: **Wire-to-Board**

Number of Positions: **3**

Centerline (Pitch): **9.53 mm [.375 in]**

## Features

### Product Type Features

Block Style	Insulated Turret
Connector System	Wire-to-Board
Connector & Contact Terminates To	Wire & Cable

### Configuration Features

Number of Levels	1
Number of Positions	3
Number of Rows	1

### Electrical Characteristics

Operating Voltage	300 V, 600 V
-------------------	--------------

### Body Features

Primary Product Color	Black
Product Orientation	Vertical
Barrier Strip Style	Dual Barrier

### Contact Features

Mating Tab Width	6.35 mm[.25 in]
Mating Tab Thickness	.81 mm[.032 in]
PCB Contact Termination Area Plating Material	Tin
Contact Base Material	Copper Alloy



Contact Current Rating (Max)	5 A, 20 A
------------------------------	-----------

**Termination Features**

Bottom Termination Type	Solder Turret
-------------------------	---------------

**Mechanical Attachment**

Screw Head Type	Combo Phil-Slot
-----------------	-----------------

Screw Plating Material	Zinc Chromate
------------------------	---------------

Screw Material	Steel
----------------	-------

Top Termination Type	Binding Combo Head
----------------------	--------------------

Mounting Options	End Mounting Ears
------------------	-------------------

Thread Size	6-32
-------------	------

Connector Mounting Type	Panel Mount
-------------------------	-------------

**Housing Features**

Housing Material	Thermoplastic
------------------	---------------

Centerline (Pitch)	9.53 mm [.375 in]
--------------------	-------------------

**Dimensions**

Product Length	46.08 mm [1.814 in]
----------------	---------------------

Wire Size	.3 – 3 mm <sup>2</sup>
-----------	------------------------

**Operation/Application**

Circuit Application	Power
---------------------	-------

**Industry Standards**

UL Flammability Rating	UL 94V-0
------------------------	----------

**Packaging Features**

Packaging Quantity	150
--------------------	-----

Packaging Method	Package
------------------	---------

**Product Compliance**

[For compliance documentation, visit the product page on TE.com>](#)

EU RoHS Directive 2011/65/EU	Compliant
------------------------------	-----------

EU ELV Directive 2000/53/EC	Compliant
-----------------------------	-----------

China RoHS 2 Directive MIIT Order No 32, 2016	No Restricted Materials Above Threshold
---	---

EU REACH Regulation (EC) No. 1907/2006	Current ECHA Candidate List: JUNE 2024 (241)
--	--



Candidate List Declared Against: JUNE 2024 (241)  
Does not contain REACH SVHC


Halogen Content	Low Halogen - Br, Cl, F, I < 900 ppm per homogenous material. Also BFR/CFR/PVC Free
-----------------	---

Solder Process Capability	Wave solder capable to 265°C
---------------------------	------------------------------


Product Compliance Disclaimer

This information is provided based on reasonable inquiry of our suppliers and represents our current actual knowledge based on the information they provided. This information is subject to change. The part numbers that TE has identified as EU RoHS compliant have a maximum concentration of 0.1% by weight in homogenous materials for lead, hexavalent chromium, mercury, PBB, PBDE, DBP, BBP, DEHP, DIBP, and 0.01% for cadmium, or qualify for an exemption to these limits as defined in the Annexes of Directive 2011/65/EU (RoHS2). Finished electrical and electronic equipment products will be CE marked as required by Directive 2011/65/EU. Components may not be CE marked. Additionally, the part numbers that TE has identified as EU ELV compliant have a maximum concentration of 0.1% by weight in homogenous materials for lead, hexavalent chromium, and mercury, and 0.01% for cadmium, or qualify for an exemption to these limits as defined in the Annexes of Directive 2000/53/EC (ELV). Regarding the REACH Regulation, the information TE provides on SVHC in articles for this part number is based on the latest European Chemicals Agency (ECHA) 'Guidance on requirements for substances in articles' posted at this URL: <https://echa.europa.eu/guidance-documents/guidance-on-reach>

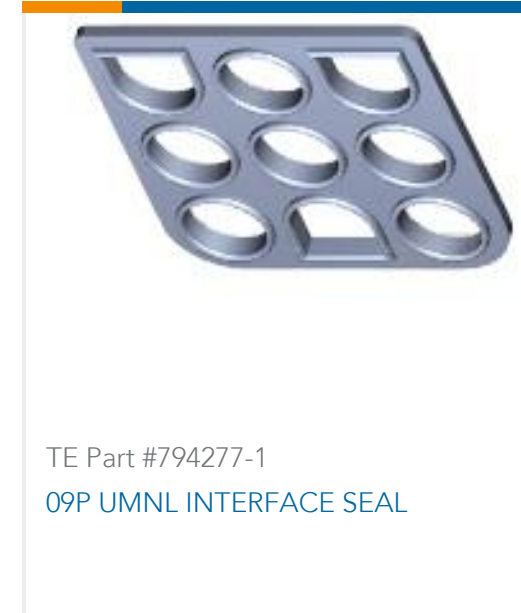

## Compatible Parts



## Also in the Series | Buchanan JC6 Series



## Customers Also Bought



## Documents

### Product Drawings

[JC6-T307-03=JC6 ASSEMBLY](#)

English

### CAD Files

Customer View Model

[ENG\\_CVM\\_CVM\\_9-1437665-0\\_N.3d\\_igs.zip](#)

English

Customer View Model

[ENG\\_CVM\\_CVM\\_9-1437665-0\\_N.3d\\_stp.zip](#)

English

Customer View Model

[ENG\\_CVM\\_CVM\\_9-1437665-0\\_N.2d\\_dxf.zip](#)

English

[3D PDF](#)

3D

By downloading the CAD file I accept and agree to the [Terms and Conditions](#) of use.

### Datasheets & Catalog Pages



[1-1773458-2\\_BARRIER\\_STRIPS\\_QUICK\\_REFERENCE\\_GUIDE](#)

English