

INTRODUCTION

The Standard Series is our broadest and most comprehensive line of radial-leaded varistors. These components consist of wire leads and have nominal disk diameters from 3mm to 25mm. They are available with maximum continuous operating voltages (MCOV) ranging from 11VAC to 1000VAC (up to 1500VAC upon request).

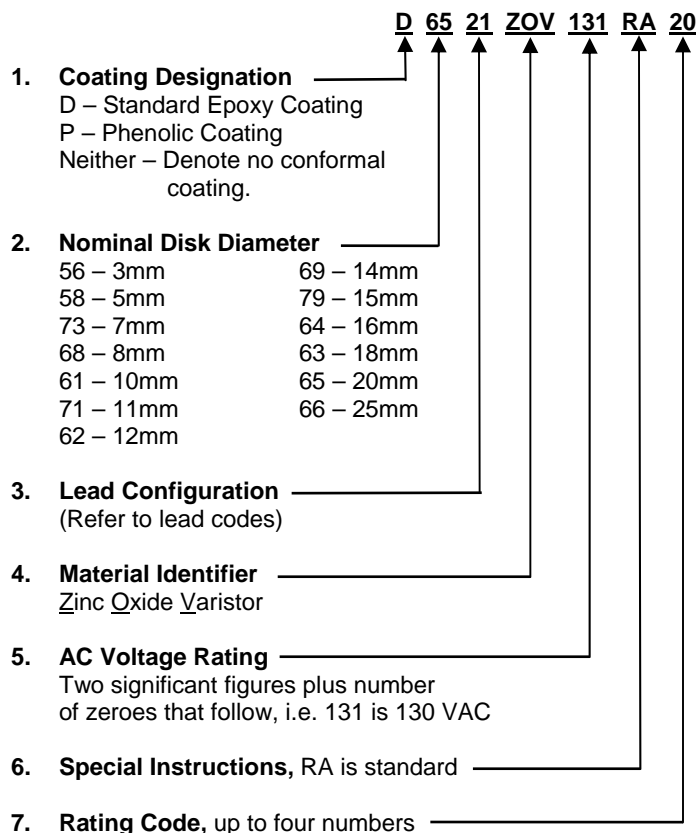
The Standard Series is designed to handle most low and medium power applications requiring through-hole components. Most sizes are available in Tape and Reel and ammo pack.

For a complete listing of Maida Development Company's IEC ANNEX Q certified devices please see Appendix B of this catalog.

STYLE DESIGNATION

The Maida Style Number is the typical means to identify our components when ordered. The style number identifies several parameters that are important for the characteristics of the device. An alternative ordering method, if known, is by our Item Number.

The following example is the standard part numbering system when ordering our Standard Series components by the Maida Style Number:



STANDARD MARKING

Minimum marking shall consist of an abbreviated style designation and, when space is available, the manufacturer's initials or company logo.

For example:

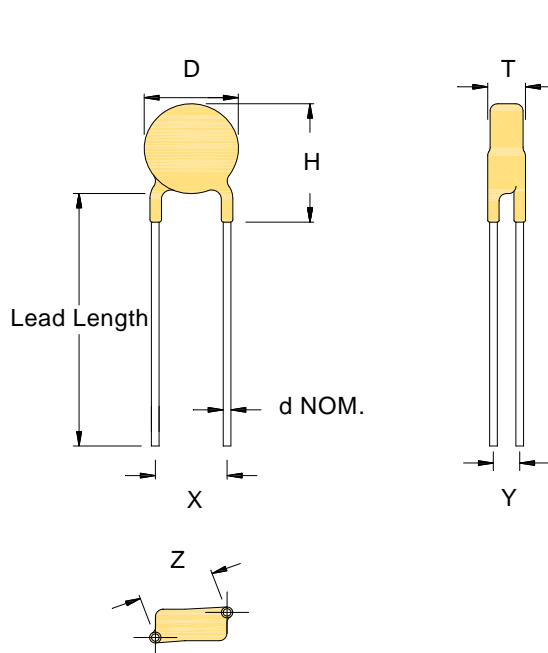
MDC
 Z131
 20UL

Where:

MDC - Company Initials
 Z - Zinc Oxide Varistor
 131 - AC Voltage rating (130VAC)
 20 - Rating code
 UL - UL recognition, if applicable

A manufacturing date code and/or special markings are available upon request.

Other safety agency designations are included where applicable.



STANDARD SERIES

SPECIFICATIONS

11VAC thru 40VAC VARISTORS

Maida Style Number	Recognitions To Safety Agency Standards						Nominal Size (mm)	Minimum Marking	Maximum Ratings						Electrical Characteristics								
									Applied Voltage		Energy				Peak Current 8 x 20 μ sec # Pulses		Varistor Voltage @ 1 mA DC		Max Clamping Voltage (@ Test Current)		Typical Cap. 1 V rms @ 1kHz (pF)		
											Transient		10 x 1000 μ sec (J)	8 x 20 μ sec (J)								Vmin (V)	Vmax (V)
											(AC)	(DC)											
									A	B	C	D	E	F	(mm)	(AC)	(DC)	(J)	(J)	(A)	(A)	(V)	(V)
D58ZOV110RA00	X						5	Z110 - 00UL	11	14	0.6	0.6	250	125	16	20	40	1	2200				
D73ZOV110RA01	X						7	Z110 - 01UL	11	14	1.1	1.1	500	250	16	20	36	2.5	3500				
D6121ZOV110RA02	X						10	Z110 - 02UL	11	14	2.6	2.6	1000	500	16	20	36	5	7500				
D6921ZOV110RA04	X						14	Z110 - 04UL	11	14	5.2	5.2	2000	1000	16	20	36	10	18000				
D6521ZOV110RA10	X						20	Z110 - 10UL	11	14	13	13	3000	2000	16	20	36	20	37000				
D56ZOV140RA0R1							3	Z14	14	18	0.1	0.1	50	25	20	24	55	1	500				
D58ZOV140RA00	X						5	Z140 - 00UL	14	18	0.7	0.7	250	125	20	24	48	1	2000				
D73ZOV140RA01	X						7	Z140 - 01UL	14	18	1.3	1.3	500	250	20	24	43	2.5	2800				
D6121ZOV140RA02	X						10	Z140 - 02UL	14	18	3.2	3.2	1000	500	20	24	43	5	6000				
D6921ZOV140RA04	X						14	Z140 - 04UL	14	18	6.3	6.3	2000	1000	20	24	43	10	15000				
D6521ZOV140RA13	X						20	Z140 - 13UL	14	18	16	16	3000	2000	20	24	43	20	30000				
D56ZOV170RA0R12							3	Z17	17	22	0.12	0.12	50	25	24	30	67	1	400				
D58ZOV170RA00	X						5	Z170 - 00UL	17	22	0.9	0.9	250	125	24	30	60	1	1600				
D73ZOV170RA01	X						7	Z170 - 01UL	17	22	1.6	1.6	500	250	24	30	53	2.5	2000				
D6121ZOV170RA03	X						10	Z170 - 03UL	17	22	3.9	3.9	1000	500	24	30	53	5	4000				
D6921ZOV170RA05	X						14	Z170 - 05UL	17	22	7.8	7.8	2000	1000	24	30	53	10	10000				
D6521ZOV170RA15	X						20	Z170 - 15UL	17	22	19	19	3000	2000	24	30	53	20	22000				
D56ZOV200RA0R15							3	Z20	20	26	0.15	0.15	50	25	30	36	73	1	487				
D58ZOV200RA00	X						5	Z200 - 00UL	20	26	1.1	1.1	250	125	30	36	73	1	1675				
D73ZOV200RA01	X						7	Z200 - 01UL	20	26	2	2	500	250	30	36	65	2.5	3614				
D6121ZOV200RA03	X						10	Z200 - 03UL	20	26	4.8	4.8	1000	500	30	36	65	5	6655				
D6921ZOV200RA06	X						14	Z200 - 06UL	20	26	9.5	9.5	2000	1000	30	36	65	10	14447				
D6521ZOV200RA20	X						20	Z200 - 20UL	20	26	24	24	3000	2000	30	36	65	20	33064				
D56ZOV250RA0R18							3	Z25	25	31	0.18	0.18	50	25	35	43	86	1	412				
D58ZOV250RA01	X						5	Z250 - 01UL	25	31	1.2	1.2	250	125	35	43	86	1	1417				
D73ZOV250RA02	X						7	Z250 - 02UL	25	31	2.4	2.4	500	250	35	43	77	2.5	3058				
D6121ZOV250RA04	X						10	Z250 - 04UL	25	31	5.6	5.6	1000	500	35	43	77	5	5632				
D6921ZOV250RA07	X						14	Z250 - 07UL	25	31	11	11	2000	1000	35	43	77	10	12225				
D6521ZOV250RA24	X						20	Z250 - 24UL	25	31	28	28	3000	2000	35	43	77	20	27977				
D56ZOV300RA0R2							3	Z30	30	38	0.2	0.2	50	25	42	52	99	1	342				
D58ZOV300RA01	X						5	Z300 - 01UL	30	38	1.5	1.5	250	125	42	52	99	1	1176				
D73ZOV300RA02	X						7	Z300 - 02UL	30	38	2.8	2.8	500	250	42	52	93	2.5	2537				
D6121ZOV300RA05	X						10	Z300 - 05UL	30	38	6.8	6.8	1000	500	42	52	93	5	4673				
D6921ZOV300RA09	X						14	Z300 - 09UL	30	38	14	14	2000	1000	42	52	93	10	10144				
D6321ZOV300RA26	X						18	Z300 - 26UL	30	38	26	26	2500	1500	42	52	93	20	18230				
D6521ZOV300RA30	X						20	Z300 - 30UL	30	38	34	34	3000	2000	42	52	93	20	23215				
D56ZOV350RA0R25							3	Z35	35	45	0.25	0.25	50	25	50	62	117	1	287				
D58ZOV350RA01	X						5	Z350 - 01UL	35	45	1.8	1.8	250	125	50	62	117	1	987				
D73ZOV350RA02	X						7	Z350 - 02UL	35	45	3.4	3.4	500	250	50	62	110	2.5	2130				
D6121ZOV350RA06	X						10	Z350 - 06UL	35	45	8.1	8.1	1000	500	50	62	110	5	3922				
D6921ZOV350RA10	X						14	Z350 - 10UL	35	45	16	16	2000	1000	50	62	110	10	8514				
D6521ZOV350RA35	X						20	Z350 - 35UL	35	45	41	41	3000	2000	50	62	110	20	19484				
D56ZOV400RA0R3							3	Z40	40	56	0.3	0.3	50	25	61	75	138	1	133				
D58ZOV400RA01	X						5	Z400 - 01UL	40	56	2.2	2.2	250	125	61	75	138	1	438				
D73ZOV400RA03	X						7	Z400 - 03UL	40	56	5.2	5.2	500	250	61	75	135	2.5	945				
D6121ZOV400RA07	X						10	Z400 - 07UL	40	56	13	13	1000	500	61	75	135	5	1627				
D6921ZOV400RA12	X						14	Z400 - 12UL	40	56	20	20	2000	1000	61	75	135	10	3285				
D6521ZOV400RA40	X						20	Z400 - 40UL	40	56	49	49	3000	2000	61	75	135	20	7517				

NOTES:

Appendix A lists the single-pulse peak current and energy ratings on file with the Safety Agencies.

Maximum transient rating specified in this table are valid. They may differ from those shown in Appendix A.

A = UL1449 File E321173 - Surge Protective Devices

D = VDE File 40017480

B = cUL File E321173 - Surge Protective Devices

E = SEV - 96.7 70250.01

C = CSA C22.2 File 033468

11VAC thru 40VAC VARISTORS

Maida Style Number	MAX. Diameter (D) (in)	MAX. Thickness (T) (in)	MAX. Height (H) (in)	Typical X Dimension (in)	Typical X Tolerance (in)	Typical Y Dimension (in)	Typical Y Tolerance (in)	Typical Z Dimension (in)	Typical Z Tolerance (in)	Typical Wire Diameter (d) (in)
D58ZOV110RA00	0.298	0.161	0.423	0.200	0.040	0.076	0.030	0.214	0.040	0.025
D73ZOV110RA01	0.354	0.161	0.479	0.200	0.040	0.076	0.030	0.214	0.040	0.025
D6121ZOV110RA02	0.472	0.161	0.597	0.300	0.040	0.083	0.030	0.311	0.040	0.032
D6921ZOV110RA04	0.650	0.161	0.775	0.300	0.040	0.083	0.030	0.311	0.040	0.032
D6521ZOV110RA10	0.905	0.161	1.030	0.300	0.040	0.083	0.030	0.311	0.040	0.032
D56ZOV140RA0R1	0.197	0.165	0.322	0.160	0.040	0.083	0.030	0.180	0.040	0.020
D58ZOV140RA00	0.298	0.165	0.423	0.200	0.040	0.088	0.030	0.219	0.040	0.025
D73ZOV140RA01	0.354	0.165	0.479	0.200	0.040	0.088	0.030	0.219	0.040	0.025
D6121ZOV140RA02	0.472	0.165	0.597	0.300	0.040	0.095	0.030	0.315	0.040	0.032
D6921ZOV140RA04	0.650	0.165	0.775	0.300	0.040	0.095	0.030	0.315	0.040	0.032
D6521ZOV140RA13	0.905	0.165	1.030	0.300	0.040	0.095	0.030	0.315	0.040	0.032
D56ZOV170RA0R12	0.197	0.170	0.322	0.160	0.040	0.080	0.030	0.179	0.040	0.020
D58ZOV170RA00	0.298	0.170	0.423	0.200	0.040	0.102	0.030	0.225	0.040	0.025
D73ZOV170RA01	0.354	0.170	0.479	0.200	0.040	0.102	0.030	0.225	0.040	0.025
D6121ZOV170RA03	0.472	0.170	0.597	0.300	0.040	0.109	0.030	0.319	0.040	0.032
D6921ZOV170RA05	0.650	0.170	0.775	0.300	0.040	0.109	0.030	0.319	0.040	0.032
D6521ZOV170RA15	0.905	0.170	1.030	0.300	0.040	0.109	0.030	0.319	0.040	0.032
D56ZOV200RA0R15	0.197	0.176	0.322	0.160	0.040	0.049	0.030	0.167	0.040	0.020
D58ZOV200RA00	0.298	0.176	0.423	0.200	0.040	0.054	0.030	0.207	0.040	0.025
D73ZOV200RA01	0.354	0.176	0.479	0.200	0.040	0.054	0.030	0.207	0.040	0.025
D6121ZOV200RA03	0.472	0.176	0.597	0.300	0.040	0.062	0.030	0.306	0.040	0.032
D6921ZOV200RA06	0.650	0.176	0.775	0.300	0.040	0.063	0.030	0.307	0.040	0.032
D6521ZOV200RA20	0.905	0.176	1.030	0.300	0.040	0.065	0.030	0.307	0.040	0.032
D56ZOV250RA0R18	0.197	0.182	0.322	0.160	0.040	0.054	0.030	0.169	0.040	0.020
D58ZOV250RA01	0.298	0.182	0.423	0.200	0.040	0.059	0.030	0.209	0.040	0.025
D73ZOV250RA02	0.354	0.182	0.479	0.200	0.040	0.059	0.030	0.209	0.040	0.025
D6121ZOV250RA04	0.472	0.182	0.597	0.300	0.040	0.067	0.030	0.307	0.040	0.032
D6921ZOV250RA07	0.650	0.182	0.775	0.300	0.040	0.069	0.030	0.308	0.040	0.032
D6521ZOV250RA24	0.905	0.182	1.030	0.300	0.040	0.071	0.030	0.308	0.040	0.032
D56ZOV300RA0R2	0.197	0.190	0.322	0.160	0.040	0.061	0.030	0.171	0.040	0.020
D58ZOV300RA01	0.298	0.190	0.423	0.200	0.040	0.066	0.030	0.211	0.040	0.025
D73ZOV300RA02	0.354	0.190	0.479	0.200	0.040	0.066	0.030	0.211	0.040	0.025
D6121ZOV300RA05	0.472	0.190	0.597	0.300	0.040	0.075	0.030	0.309	0.040	0.032
D6921ZOV300RA09	0.650	0.190	0.775	0.300	0.040	0.077	0.030	0.310	0.040	0.032
D6321ZOV300RA26	0.812	0.190	0.937	0.300	0.040	0.079	0.030	0.310	0.040	0.032
D6521ZOV300RA30	0.905	0.190	1.030	0.300	0.040	0.079	0.030	0.310	0.040	0.032
D56ZOV350RA0R25	0.197	0.199	0.322	0.160	0.040	0.069	0.030	0.174	0.040	0.020
D58ZOV350RA01	0.298	0.199	0.423	0.200	0.040	0.074	0.030	0.213	0.040	0.025
D73ZOV350RA02	0.354	0.199	0.479	0.200	0.040	0.074	0.030	0.213	0.040	0.025
D6121ZOV350RA06	0.472	0.199	0.597	0.300	0.040	0.083	0.030	0.311	0.040	0.032
D6921ZOV350RA10	0.650	0.199	0.775	0.300	0.040	0.085	0.030	0.312	0.040	0.032
D6521ZOV350RA35	0.905	0.199	1.030	0.300	0.040	0.088	0.030	0.313	0.040	0.032
D56ZOV400RA0R3	0.197	0.211	0.322	0.160	0.040	0.048	0.030	0.167	0.040	0.020
D58ZOV400RA01	0.298	0.211	0.423	0.200	0.040	0.055	0.030	0.207	0.040	0.025
D73ZOV400RA03	0.354	0.211	0.479	0.200	0.040	0.055	0.030	0.207	0.040	0.025
D6121ZOV400RA07	0.472	0.211	0.597	0.300	0.040	0.064	0.030	0.307	0.040	0.032
D6921ZOV400RA12	0.650	0.211	0.775	0.300	0.040	0.066	0.030	0.307	0.040	0.032
D6521ZOV400RA40	0.905	0.211	1.030	0.300	0.040	0.066	0.030	0.307	0.040	0.032

NOTE: Alternate dimensional specifications, including lead styles, for any part listed may be available upon request. Please contact us for any inquiries.

STANDARD SERIES

SPECIFICATIONS

50VAC thru 130VAC VARISTORS

Maida Style Number	Recognitions To Safety Agency Standards						Nominal Size (mm)	Minimum Marking	Maximum Ratings						Electrical Characteristics					
									Continuous		Transient				Varistor Voltage @ 1 mA DC		Max Clamping Voltage (@ Test Current)		Typical Cap. 1 V rms @ 1kHz	
									Applied Voltage		Energy		Peak Current 8 x 20 μ sec # Pulses							
											10 x 1000 μ sec	8 x 20 μ sec	1	2	Vmin	Vmax	(8 x 20 μ sec)			
									(AC)	(DC)	(J)	(J)	(A)	(A)	(V)	(V)	(V)	(A)	(pF)	
D56ZOV500RA0R4						3	Z50	50	66	0.4	0.4	50	25	74	90	163	2	109		
D58ZOV500RA01	X					5	Z500 - 01UL	50	66	3.5	3.5	800	600	74	90	163	5	364		
D73ZOV500RA02	X					7	Z500 - 02UL	50	66	7	7	1750	1250	74	90	157	10	767		
D6121ZOV500RA03	X					10	Z500 - 03UL	50	66	14	14	3500	2500	74	90	147	25	1375		
D7121ZOV500RA04	X					11	Z500 - 04UL	50	66	19	19	4000	2800	74	90	147	30	1533		
D6221ZOV500RA05	X					12	Z500 - 05UL	50	66	22	22	4500	3200	74	90	147	40	2602		
D6921ZOV500RA06	X					14	Z500 - 06UL	50	66	28	28	6000	5000	74	90	147	50	2829		
D6521ZOV500RA42	X					20	Z500 - 42UL	50	66	56	56	10000	7000	74	90	147	100	5041		
D56ZOV600RA0R5						3	Z60	60	81	0.5	0.5	50	25	90	110	200	2	92		
D58ZOV600RA01	X					5	Z600 - 01UL	60	81	4.5	4.5	800	600	90	110	190	5	299		
D73ZOV600RA02	X					7	Z600 - 02UL	60	81	9	9	1750	1250	90	110	180	10	629		
D6121ZOV600RA03	X					10	Z600 - 03UL	60	81	18	18	3500	2500	90	110	175	25	1128		
D7121ZOV600RA04	X					11	Z600 - 04UL	60	81	20	20	4000	2800	90	110	175	30	1257		
D6221ZOV600RA05	X					12	Z600 - 05UL	60	81	22	22	4500	3200	90	110	175	40	2133		
D6921ZOV600RA06	X					14	Z600 - 06UL	60	81	36	36	6000	5000	90	110	175	50	2319		
D6521ZOV600RA45	X					20	Z600 - 45UL	60	81	72	72	10000	7000	90	110	175	100	5264		
D56ZOV750RA0R6						3	Z75	75	102	0.6	0.6	100	50	108	132	220	2	77		
D58ZOV750RA01	X					5	Z750 - 01UL	75	102	5.5	5.5	800	600	108	132	220	5	249		
D73ZOV750RA02	X					7	Z750 - 02UL	75	102	11	11	1750	1250	108	132	220	10	524		
D6121ZOV750RA03	X					10	Z750 - 03UL	75	102	22	22	3500	2500	108	132	210	25	940		
D7121ZOV750RA04	X					11	Z750 - 04UL	75	102	22	22	4000	2800	108	132	210	30	1048		
D6221ZOV750RA05	X					12	Z750 - 05UL	75	102	27	27	4500	3200	108	132	210	40	1778		
D6921ZOV750RA06	X					14	Z750 - 06UL	75	102	44	44	6000	5000	108	132	210	50	1933		
D6521ZOV750RA55	X					20	Z750 - 55UL	75	102	88	88	10000	7000	108	132	210	100	4387		
D56ZOV950RA0R7						3	Z95	95	127	0.7	0.7	100	50	135	165	240	2	34		
D58ZOV950RA01	X					5	Z950 - 01UL	95	127	6.6	6.6	800	600	135	165	240	5	118		
D73ZOV950RA02	X					7	Z950 - 02UL	95	127	13	13	1750	1250	135	165	255	10	255		
D6121ZOV950RA03	X					10	Z950 - 03UL	95	127	25	25	3500	2500	135	165	255	25	469		
D7121ZOV950RA04	X					11	Z950 - 04UL	95	127	28	28	4000	2800	135	165	255	30	537		
D6221ZOV950RA05	X					12	Z950 - 05UL	95	127	33	33	4500	3200	135	165	255	40	924		
D6921ZOV950RA06	X					14	Z950 - 06UL	95	127	53	53	6000	5000	135	165	255	50	1019		
D6521ZOV950RA65	X					20	Z950 - 65UL	95	127	106	106	10000	7000	135	165	255	100	2331		
D56ZOV121RA0R9						3	Z121	120	160	0.9	0.9	100	50	170	207	310	2	34		
D58ZOV121RA02	X					5	Z121 - 02UL	120	160	8	8	800	600	170	207	310	5	118		
D73ZOV121RA03	X					7	Z121 - 03UL	120	160	16	16	1750	1250	170	207	320	10	255		
D68ZOV121RA03	X					8	Z121 - 03UL8	120	160	19	19	2500	1700	170	207	320	15	327		
D6121ZOV121RA04	X					10	Z121 - 04UL	120	160	33	33	3500	2500	170	207	320	25	469		
D7121ZOV121RA05	X					11	Z121 - 05UL	120	160	36	36	4000	2800	170	207	320	30	537		
D6221ZOV121RA07	X					12	Z121 - 07UL	120	160	41	41	4500	3200	170	207	320	40	924		
D6921ZOV121RA09	X					14	Z121 - 09UL	120	160	52	52	6000	5000	170	207	320	50	1019		
D6421ZOV121RA10						16	Z121 - 10	120	160	58	58	6300	5300	170	207	320	70	1506		
D6321ZOV121RA65	X					18	Z121 - 65UL	120	160	65	65	7500	6500	170	207	320	100	1830		
D6521ZOV121RA20	X					20	Z121 - 20UL	120	160	130	130	10000	7000	170	207	320	100	2331		
D56ZOV131RA1R0						3	Z131	130	175	1	1	100	50	184	224	350	2	34		
D58ZOV131RA02	X		X	X		5	Z131 - 02UL	130	175	8.5	8.5	800	600	184	224	350	5	116		
D73ZOV131RA03	X	X	X	X		7	Z131 - 03UL	130	175	17.5	17.5	1750	1250	184	224	340	10	250		
D68ZOV131RA03	X	X				8	Z131 - 03UL8	130	175	27	27	2300	1500	184	224	340	15	316		
D6121ZOV131RA04	X	X	X	X		10	Z131 - 04UL	130	175	45	45	3500	2500	184	224	340	25	438		
D7121ZOV131RA05	X	X	X	X		11	Z131 - 05UL	130	175	48	48	4000	2800	184	224	340	30	494		
D6221ZOV131RA07	X	X	X	X		12	Z131 - 07UL	130	175	53	53	4500	3200	184	224	340	40	835		
D6921ZOV131RA09	X	X	X	X		14	Z131 - 09UL	130	175	70	70	6500	5000	184	224	340	50	890		
D6421ZOV131RA10		X				16	Z131 - 10	130	175	100	100	7700	6000	184	224	340	70	1304		
D6321ZOV131RA70	X	X				18	Z131 - 70UL	130	175	130	130	9000	7000	184	224	340	100	1571		
D6521ZOV131RA20	X	X	X	X		20	Z131 - 20UL	130	175	150	150	12000	9000	184	224	340	100	2001		
D6694ZOV131RA140	X	X				25	Z131 - 140UL	130	175	170	170	18000	13000	184	224	340	100	3634		

NOTES:

Appendix A lists the single-pulse peak current and energy ratings on file with the Safety Agencies.

Maximum transient rating specified in this table are valid. They may differ from those shown in Appendix A.

A = UL1449 File E321173 - Surge Protective Devices

D = VDE File 40017480

B = cUL File E321173 - Surge Protective Devices

E = SEV - 96.7 70250.01

C = CSA C22.2 File 033468

50VAC thru 130VAC VARISTORS

Maida Style Number	MAX. Diameter (D) (in)	MAX. Thickness (T) (in)	MAX. Height (H) (in)	Typical X Dimension (in)	Typical X Tolerance (in)	Typical Y Dimension (in)	Typical Y Tolerance (in)	Typical Z Dimension (in)	Typical Z Tolerance (in)	Typical Wire Diameter (d) (in)
D56ZOV500RA0R4	0.197	0.174	0.322	0.160	0.040	0.039	0.030	0.165	0.040	0.020
D58ZOV500RA01	0.298	0.174	0.423	0.200	0.040	0.046	0.030	0.205	0.040	0.025
D73ZOV500RA02	0.354	0.174	0.479	0.200	0.040	0.046	0.030	0.205	0.040	0.025
D6121ZOV500RA03	0.472	0.174	0.597	0.300	0.040	0.054	0.030	0.305	0.040	0.032
D7121ZOV500RA04	0.531	0.174	0.656	0.300	0.040	0.054	0.030	0.305	0.040	0.032
D6221ZOV500RA05	0.590	0.174	0.715	0.300	0.040	0.054	0.030	0.305	0.040	0.032
D6921ZOV500RA06	0.650	0.174	0.775	0.300	0.040	0.055	0.030	0.305	0.040	0.032
D6521ZOV500RA42	0.905	0.225	1.030	0.300	0.040	0.055	0.030	0.305	0.040	0.032
D56ZOV600RA0R5	0.197	0.243	0.322	0.160	0.040	0.044	0.030	0.166	0.040	0.020
D58ZOV600RA01	0.298	0.178	0.423	0.200	0.040	0.050	0.030	0.206	0.040	0.025
D73ZOV600RA02	0.354	0.178	0.479	0.200	0.040	0.051	0.030	0.206	0.040	0.025
D6121ZOV600RA03	0.472	0.178	0.597	0.300	0.040	0.058	0.030	0.306	0.040	0.032
D7121ZOV600RA04	0.531	0.178	0.656	0.300	0.040	0.059	0.030	0.306	0.040	0.032
D6221ZOV600RA05	0.590	0.178	0.715	0.300	0.040	0.059	0.030	0.306	0.040	0.032
D6921ZOV600RA06	0.650	0.178	0.775	0.300	0.040	0.060	0.030	0.306	0.040	0.032
D6521ZOV600RA45	0.905	0.243	1.030	0.300	0.040	0.060	0.030	0.306	0.040	0.032
D56ZOV750RA0R6	0.197	0.184	0.322	0.160	0.040	0.048	0.030	0.167	0.040	0.020
D58ZOV750RA01	0.298	0.184	0.423	0.200	0.040	0.055	0.030	0.207	0.040	0.025
D73ZOV750RA02	0.354	0.184	0.479	0.200	0.040	0.056	0.030	0.208	0.040	0.025
D6121ZOV750RA03	0.472	0.184	0.597	0.300	0.040	0.064	0.030	0.307	0.040	0.032
D7121ZOV750RA04	0.531	0.184	0.656	0.300	0.040	0.064	0.030	0.307	0.040	0.032
D6221ZOV750RA05	0.590	0.184	0.715	0.300	0.040	0.065	0.030	0.307	0.040	0.032
D6921ZOV750RA06	0.650	0.184	0.775	0.300	0.040	0.065	0.030	0.307	0.040	0.032
D6521ZOV750RA55	0.905	0.172	1.030	0.300	0.040	0.066	0.030	0.307	0.040	0.032
D56ZOV950RA0R7	0.197	0.191	0.322	0.160	0.040	0.055	0.030	0.169	0.040	0.020
D58ZOV950RA01	0.298	0.191	0.423	0.200	0.040	0.063	0.030	0.210	0.040	0.025
D73ZOV950RA02	0.354	0.191	0.479	0.200	0.040	0.063	0.030	0.210	0.040	0.025
D6121ZOV950RA03	0.472	0.191	0.597	0.300	0.040	0.071	0.030	0.308	0.040	0.032
D7121ZOV950RA04	0.531	0.191	0.656	0.300	0.040	0.059	0.030	0.306	0.040	0.032
D6221ZOV950RA05	0.590	0.191	0.715	0.300	0.040	0.073	0.030	0.309	0.040	0.032
D6921ZOV950RA06	0.650	0.191	0.775	0.300	0.040	0.074	0.030	0.309	0.040	0.032
D6521ZOV950RA65	0.905	0.179	1.030	0.300	0.040	0.074	0.030	0.309	0.040	0.032
D56ZOV121RA0R9	0.197	0.201	0.322	0.160	0.040	0.051	0.030	0.168	0.040	0.020
D58ZOV121RA02	0.298	0.201	0.423	0.200	0.040	0.056	0.030	0.208	0.040	0.025
D73ZOV121RA03	0.354	0.201	0.479	0.200	0.040	0.056	0.030	0.208	0.040	0.025
D68ZOV121RA03	0.394	0.201	0.519	0.200	0.040	0.056	0.030	0.208	0.040	0.025
D6121ZOV121RA04	0.472	0.201	0.597	0.300	0.040	0.063	0.030	0.307	0.040	0.032
D7121ZOV121RA05	0.531	0.201	0.656	0.300	0.040	0.066	0.030	0.307	0.040	0.032
D6221ZOV121RA07	0.590	0.201	0.715	0.300	0.040	0.063	0.030	0.307	0.040	0.032
D6921ZOV121RA09	0.650	0.201	0.775	0.300	0.040	0.063	0.030	0.307	0.040	0.032
D6421ZOV121RA10	0.710	0.201	0.835	0.300	0.040	0.066	0.030	0.307	0.040	0.032
D6321ZOV121RA65	0.787	0.201	0.912	0.300	0.040	0.063	0.030	0.307	0.040	0.032
D6521ZOV121RA20	0.905	0.201	1.030	0.300	0.040	0.063	0.030	0.307	0.040	0.032
D56ZOV131RA1R0	0.197	0.204	0.322	0.160	0.040	0.052	0.030	0.168	0.040	0.020
D58ZOV131RA02	0.298	0.204	0.423	0.200	0.040	0.057	0.030	0.208	0.040	0.025
D73ZOV131RA03	0.354	0.204	0.479	0.200	0.040	0.057	0.030	0.208	0.040	0.025
D68ZOV131RA03	0.394	0.204	0.519	0.200	0.040	0.057	0.030	0.208	0.040	0.025
D6121ZOV131RA04	0.472	0.204	0.597	0.300	0.040	0.065	0.030	0.307	0.040	0.032
D7121ZOV131RA05	0.531	0.204	0.656	0.300	0.040	0.068	0.030	0.308	0.040	0.032
D6221ZOV131RA07	0.590	0.204	0.715	0.300	0.040	0.066	0.030	0.307	0.040	0.032
D6921ZOV131RA09	0.650	0.204	0.775	0.300	0.040	0.067	0.030	0.307	0.040	0.032
D6421ZOV131RA10	0.710	0.204	0.835	0.300	0.040	0.068	0.030	0.308	0.040	0.032
D6321ZOV131RA70	0.787	0.204	0.912	0.300	0.040	0.068	0.030	0.308	0.040	0.032
D6521ZOV131RA20	0.905	0.204	1.030	0.300	0.040	0.068	0.030	0.308	0.040	0.032
D6694ZOV131RA140	1.100	0.198	1.250	0.500	0.040	0.123	0.030	0.515	0.040	0.040

NOTE: Alternate dimensional specifications, including lead styles, for any part listed may be available upon request. Please contact us for any inquiries.

STANDARD SERIES

SPECIFICATIONS

140VAC thru 230VAC VARISTORS

Maida Style Number	Recognitions To Safety Agency Standards						Nominal Size (mm)	Minimum Marking	Maximum Ratings						Electrical Characteristics					
									Continuous		Transient				Varistor Voltage @1 mA DC		Max Clamping Voltage (@Test Current)		Typical Cap. 1 V rms @1kHz	
									Applied Voltage		Energy		Peak Current							
											10 x 1000 μ sec	8 x 20 μ sec	# Pulses							
									(AC)	(DC)	(J)	(J)	(A)	(A)	Vmin	Vmax	(V)	(A)	(pF)	
D56ZOV141RA1R1						3	Z141	140	180	1.1	1.1	100	50	198	242	380	2	33		
D58ZOV141RA02	X		X	X		5	Z141 - 02UL	140	180	9	9	800	600	198	242	380	5	111		
D73ZOV141RA03	X	X	X	X		7	Z141 - 03UL	140	180	20	20	1750	1250	198	242	360	10	232		
D68ZOV141RA03	X	X				8	Z141 - 03UL8	140	180	30	30	2400	1700	198	242	360	15	293		
D6121ZOV141RA04	X	X	X	X		10	Z141 - 04UL	140	180	50	50	3500	2500	198	242	360	25	407		
D7121ZOV141RA05	X	X	X	X		11	Z141 - 05UL	140	180	54	54	4000	2800	198	242	360	30	458		
D6221ZOV141RA07	X	X	X	X		12	Z141 - 07UL	140	180	59	59	4500	3200	198	242	360	40	775		
D6921ZOV141RA09	X	X	X	X		14	Z141 - 09UL	140	180	78	78	6500	5000	198	242	360	50	825		
D6421ZOV141RA10			X			16	Z141 - 10UL	140	180	106	106	7700	6000	198	242	360	70	1209		
D6321ZOV141RA75	X	X				18	Z141 - 75UL	140	180	135	135	9000	7000	198	242	360	100	1457		
D6521ZOV141RA20	X	X	X	X		20	Z141 - 20UL	140	180	160	160	12000	9000	198	242	360	100	1855		
D6694ZOV141RA150	X	X				25	Z141 - 150UL	140	180	180	180	18000	13000	198	242	360	100	3370		
D56ZOV151RA1R2						3	Z151	150	200	1.2	1.2	100	50	212	259	430	2	30		
D58ZOV151RA02	X		X	X		5	Z151 - 02UL	150	200	10.5	10.5	800	600	212	259	430	5	101		
D73ZOV151RA03	X	X	X	X		7	Z151 - 03UL	150	200	21	21	1750	1250	212	259	395	10	212		
D68ZOV151RA03	X	X				8	Z151 - 03UL8	150	200	30	30	2300	1700	212	259	395	15	268		
D6121ZOV151RA04	X	X	X	X		10	Z151 - 04UL	150	200	55	55	3500	2500	212	259	395	25	373		
D7121ZOV151RA05	X	X	X	X		11	Z151 - 05UL	150	200	58	58	4000	2800	212	259	395	30	420		
D6221ZOV151RA07	X	X	X	X		12	Z151 - 07UL	150	200	64	64	4500	3200	212	259	395	40	710		
D6921ZOV151RA09	X	X	X	X		14	Z151 - 09UL	150	200	84	84	6500	5000	212	259	395	50	756		
D6421ZOV151RA10			X			16	Z151 - 10	150	200	112	112	7700	6000	212	259	395	70	1108		
D6321ZOV151RA80	X	X				18	Z151 - 80UL	150	200	140	140	9000	7000	212	259	395	100	1336		
D6521ZOV151RA20	X	X	X	X		20	Z151 - 20UL	150	200	170	170	12000	9000	212	259	395	100	1701		
D6694ZOV151RA160	X	X				25	Z151 - 160UL	150	200	190	190	18000	13000	212	259	395	100	3089		
D56ZOV181RA1R3						3	Z181	180	230	1.3	1.3	100	50	255	311	510	2	26		
D58ZOV181RA02	X		X	X		5	Z181 - 02UL	180	230	11	11	800	600	255	311	510	5	87		
D73ZOV181RA03	X	X	X	X		7	Z181 - 03UL	180	230	24	24	1750	1250	255	311	445	10	182		
D68ZOV181RA03	X	X				8	Z181 - 03UL8	180	230	32	32	2400	1700	255	311	445	15	230		
D6121ZOV181RA04	X	X	X	X		10	Z181 - 04UL	180	230	60	60	3500	2500	255	311	465	25	319		
D6221ZOV181RA07	X	X	X	X		12	Z181 - 07UL	180	230	62	62	4500	3200	255	311	465	40	609		
D6921ZOV181RA09	X	X	X	X		14	Z181 - 09UL	180	230	100	100	6000	5000	255	311	465	50	648		
D6321ZOV181RA100	X					18	Z181 - 100UL	180	230	150	150	7500	6000	255	311	465	100	1145		
D6521ZOV181RA20	X	X	X	X		20	Z181 - 20UL	180	230	190	190	10000	7000	255	311	465	100	1458		
D6694ZOV181RA200	X	X				25	Z181 - 200UL	180	230	200	200	13000	9000	255	311	465	100	2648		
D56ZOV211RA1R5						3	Z211	210	270	1.5	1.5	100	50	297	363	570	2	22		
D58ZOV211RA07	X		X	X		5	Z211 - 07UL	210	270	13	13	800	600	297	363	545	5	74		
D73ZOV211RA18	X	X	X	X		7	Z211 - 18UL	210	270	28	28	1750	1250	297	363	545	10	154		
D61ZOV211RA30	X	X	X	X		10	Z211 - 30UL	210	270	58	58	3500	2500	297	363	545	25	271		
D62ZOV211RA45	X	X	X	X		12	Z211 - 45UL	210	270	66	66	4500	3200	297	363	545	40	516		
D69ZOV211RA65	X	X	X	X		14	Z211 - 65UL	210	270	120	120	6000	4500	297	363	545	50	550		
D63ZOV211RA100	X	X	X	X		18	Z211 - 100UL	210	270	185	185	7500	6000	297	363	545	75	971		
D65ZOV211RA110	X	X	X	X		20	Z211 - 110UL	210	270	230	230	10000	6500	297	363	545	100	1237		
D6694ZOV211RA220	X	X				25	Z211 - 220UL	210	270	250	250	13000	9000	297	363	545	100	2247		
D56ZOV231RA1R7						3	Z231	230	300	1.7	1.7	100	50	326	397	670	2	20		
D58ZOV231RA08	X		X	X		5	Z231 - 08UL	230	300	16	16	800	600	326	397	595	5	68		
D73ZOV231RA20	X	X	X	X		7	Z231 - 20UL	230	300	32	32	1750	1250	326	397	595	10	141		
D68ZOV231RA20			X			8	Z231 - 20	230	300	42	42	2400	1700	326	397	595	15	179		
D61ZOV231RA35	X	X	X	X		10	Z231 - 35UL	230	300	65	65	3500	2500	326	397	595	25	248		
D62ZOV231RA50	X	X	X	X		12	Z231 - 50UL	230	300	70	70	4500	3200	326	397	595	40	473		
D69ZOV231RA70	X	X	X	X		14	Z231 - 70UL	230	300	135	135	6000	4500	326	397	595	50	504		
D63ZOV231RA80	X	X	X	X		18	Z231 - 80UL	230	300	215	215	7500	6000	326	397	595	100	890		
D65ZOV231RA115	X	X	X	X		20	Z231 - 115UL	230	300	270	270	10000	6500	326	397	595	100	1134		
D6694ZOV231RA230	X	X				25	Z231 - 230UL	230	300	280	280	13000	9000	326	397	595	100	2059		

NOTES:

Appendix A lists the single-pulse peak current and energy ratings on file with the Safety Agencies.

Maximum transient rating specified in this table are valid. They may differ from those shown in Appendix A.

A = UL1449 File E321173 - Surge Protective Devices

D = VDE File 40017480

B = cUL File E321173 - Surge Protective Devices

E = SEV - 96.7 70250.01

C = CSA C22.2 File 033468

140VAC thru 230VAC VARISTORS

Maida Style Number	MAX. Diameter (D) (in)	MAX. Thickness (T) (in)	MAX. Height (H) (in)	Typical X Dimension (in)	Typical X Tolerance (in)	Typical Y Dimension (in)	Typical Y Tolerance (in)	Typical Z Dimension (in)	Typical Z Tolerance (in)	Typical Wire Diameter (d) (in)
D56ZOV141RA1R1	0.197	0.208	0.322	0.160	0.040	0.053	0.030	0.169	0.040	0.020
D58ZOV141RA02	0.298	0.208	0.423	0.200	0.040	0.058	0.030	0.208	0.040	0.025
D73ZOV141RA03	0.354	0.208	0.479	0.200	0.040	0.059	0.030	0.209	0.040	0.025
D68ZOV141RA03	0.394	0.208	0.519	0.200	0.040	0.060	0.030	0.209	0.040	0.025
D6121ZOV141RA04	0.472	0.208	0.597	0.300	0.040	0.068	0.030	0.308	0.040	0.032
D7121ZOV141RA05	0.531	0.208	0.656	0.300	0.040	0.072	0.030	0.309	0.040	0.032
D6221ZOV141RA07	0.590	0.208	0.715	0.300	0.040	0.069	0.030	0.308	0.040	0.032
D6921ZOV141RA09	0.650	0.208	0.775	0.300	0.040	0.070	0.030	0.308	0.040	0.032
D6421ZOV141RA10	0.710	0.208	0.835	0.300	0.040	0.072	0.030	0.309	0.040	0.032
D6321ZOV141RA75	0.787	0.208	0.912	0.300	0.040	0.071	0.030	0.308	0.040	0.032
D6521ZOV141RA20	0.905	0.208	1.030	0.300	0.040	0.071	0.030	0.308	0.040	0.032
D6694ZOV141RA150	1.100	0.202	1.250	0.500	0.040	0.127	0.030	0.516	0.040	0.040
D56ZOV151RA1R2	0.197	0.212	0.322	0.160	0.040	0.055	0.030	0.169	0.040	0.020
D58ZOV151RA02	0.298	0.212	0.423	0.200	0.040	0.060	0.030	0.209	0.040	0.025
D73ZOV151RA03	0.354	0.212	0.479	0.200	0.040	0.061	0.030	0.209	0.040	0.025
D68ZOV151RA03	0.394	0.212	0.519	0.200	0.040	0.062	0.030	0.209	0.040	0.025
D6121ZOV151RA04	0.472	0.212	0.597	0.300	0.040	0.070	0.030	0.308	0.040	0.032
D7121ZOV151RA05	0.531	0.212	0.656	0.300	0.040	0.076	0.030	0.309	0.040	0.032
D6221ZOV151RA07	0.590	0.212	0.715	0.300	0.040	0.071	0.030	0.308	0.040	0.032
D6921ZOV151RA09	0.650	0.212	0.775	0.300	0.040	0.073	0.030	0.309	0.040	0.032
D6421ZOV151RA10	0.710	0.212	0.835	0.300	0.040	0.076	0.030	0.309	0.040	0.032
D6321ZOV151RA80	0.787	0.212	0.912	0.300	0.040	0.074	0.030	0.309	0.040	0.032
D6521ZOV151RA20	0.905	0.212	1.030	0.300	0.040	0.074	0.030	0.309	0.040	0.032
D6694ZOV151RA160	1.100	0.207	1.250	0.500	0.040	0.132	0.030	0.517	0.040	0.040
D56ZOV181RA1R3	0.197	0.223	0.322	0.160	0.040	0.061	0.030	0.171	0.040	0.020
D58ZOV181RA02	0.298	0.223	0.423	0.200	0.040	0.067	0.030	0.211	0.040	0.025
D73ZOV181RA03	0.354	0.223	0.479	0.200	0.040	0.068	0.030	0.211	0.040	0.025
D68ZOV181RA03	0.394	0.223	0.519	0.200	0.040	0.069	0.030	0.212	0.040	0.025
D6121ZOV181RA04	0.472	0.223	0.597	0.300	0.040	0.078	0.030	0.310	0.040	0.032
D6221ZOV181RA07	0.590	0.223	0.715	0.300	0.040	0.079	0.030	0.310	0.040	0.032
D6921ZOV181RA09	0.650	0.223	0.775	0.300	0.040	0.081	0.030	0.311	0.040	0.032
D6321ZOV181RA100	0.787	0.223	0.912	0.300	0.040	0.082	0.030	0.311	0.040	0.032
D6521ZOV181RA20	0.905	0.223	1.030	0.300	0.040	0.082	0.030	0.311	0.040	0.032
D6694ZOV181RA200	1.100	0.217	1.250	0.500	0.040	0.122	0.030	0.515	0.040	0.040
D56ZOV211RA1R5	0.197	0.220	0.322	0.160	0.040	0.069	0.030	0.174	0.040	0.020
D58ZOV211RA07	0.298	0.220	0.423	0.200	0.040	0.075	0.030	0.214	0.040	0.025
D73ZOV211RA18	0.354	0.236	0.479	0.200	0.040	0.076	0.030	0.214	0.040	0.025
D61ZOV211RA30	0.472	0.237	0.597	0.300	0.040	0.086	0.030	0.312	0.040	0.032
D62ZOV211RA45	0.590	0.234	0.715	0.300	0.040	0.087	0.030	0.312	0.040	0.032
D69ZOV211RA65	0.650	0.239	0.775	0.300	0.040	0.089	0.030	0.313	0.040	0.032
D63ZOV211RA100	0.812	0.234	0.937	0.300	0.040	0.090	0.030	0.313	0.040	0.032
D65ZOV211RA110	0.905	0.234	1.030	0.300	0.040	0.090	0.030	0.313	0.040	0.032
D6694ZOV211RA220	1.100	0.234	1.250	0.500	0.040	0.130	0.030	0.517	0.040	0.040
D56ZOV231RA1R7	0.197	0.229	0.322	0.160	0.040	0.073	0.030	0.176	0.040	0.020
D58ZOV231RA08	0.298	0.229	0.423	0.200	0.040	0.079	0.030	0.215	0.040	0.025
D73ZOV231RA20	0.354	0.242	0.479	0.200	0.040	0.081	0.030	0.216	0.040	0.025
D68ZOV231RA20	0.394	0.242	0.519	0.200	0.040	0.082	0.030	0.216	0.040	0.025
D61ZOV231RA35	0.472	0.242	0.597	0.300	0.040	0.091	0.030	0.313	0.040	0.032
D62ZOV231RA50	0.590	0.242	0.715	0.300	0.040	0.093	0.030	0.314	0.040	0.032
D69ZOV231RA70	0.650	0.242	0.775	0.300	0.040	0.095	0.030	0.315	0.040	0.032
D63ZOV231RA80	0.812	0.242	0.937	0.300	0.040	0.096	0.030	0.315	0.040	0.032
D65ZOV231RA115	0.905	0.242	1.030	0.300	0.040	0.096	0.030	0.315	0.040	0.032
D6694ZOV231RA230	1.100	0.230	1.250	0.500	0.040	0.136	0.030	0.518	0.040	0.040

NOTE: Alternate dimensional specifications, including lead styles, for any part listed may be available upon request. Please contact us for any inquiries.

STANDARD SERIES

SPECIFICATIONS

250VAC thru 390VAC VARISTORS

Maida Style Number	Recognitions To Safety Agency Standards						Nominal Size (mm)	Minimum Marking	Maximum Ratings						Electrical Characteristics				
									Applied Voltage		Energy		Peak Current 8 x 20 μ sec # Pulses		Varistor Voltage @1 mA DC		Max Clamping Voltage (@ Test Current)		Typical Cap. 1 V rms @1kHz
									10 x 1000 μ sec	8 x 20 μ sec	1	2	Vmin	Vmax	(8 x 20 μ sec)				
									(AC)	(DC)	(J)	(J)	(A)	(A)	(V)	(V)	(V)	(A)	(pF)
D56ZOV251RA1R9						3	Z251	250	330	1.9	1.9	100	50	354	432	700	2	18	
D58ZOV251RA08	X					5	Z251 - 08UL	250	330	17	17	800	600	354	432	675	5	62	
D73ZOV251RA21	X	X	X	X		7	Z251 - 21UL	250	330	35	35	1750	1250	354	432	650	10	131	
D68ZOV251RA21		X				8	Z251 - 21	250	330	45	45	2400	1700	354	432	650	15	165	
D61ZOV251RA40	X	X	X	X		10	Z251 - 40UL	250	330	70	70	3500	2500	354	432	650	25	229	
D62ZOV251RA55	X	X	X	X		12	Z251 - 55UL	250	330	80	80	4500	3200	354	432	650	40	437	
D69ZOV251RA72	X	X	X	X		14	Z251 - 72UL	250	330	145	145	6000	4500	354	432	650	50	465	
D63ZOV251RA90	X	X	X	X		18	Z251 - 90UL	250	330	240	240	7500	6000	354	432	650	75	822	
D65ZOV251RA130	X	X	X	X		20	Z251 - 130UL	250	330	300	300	10000	6500	354	432	650	100	1047	
D6694ZOV251RA260	X	X				25	Z251 - 260UL	250	330	315	315	13000	9000	354	432	650	100	1901	
D56ZOV271RA2R0						3	Z271	270	360	2	2	100	50	382	466	740	2	17	
D58ZOV271RA09	X					5	Z271 - 09UL	270	360	20	20	800	600	382	466	740	5	58	
D73ZOV271RA23	X	X	X	X		7	Z271 - 23UL	270	360	40	40	1750	1250	382	466	710	10	121	
D68ZOV271RA23		X				8	Z271 - 23	270	360	52	52	2400	1700	382	466	710	15	153	
D61ZOV271RA43	X	X	X	X		10	Z271 - 43UL	270	360	80	80	3500	2500	382	466	710	25	213	
D62ZOV271RA60	X	X	X	X		12	Z271 - 60UL	270	360	91	91	4500	3200	382	466	710	40	406	
D69ZOV271RA75	X	X	X	X		14	Z271 - 75UL	270	360	160	160	6000	4500	382	466	710	50	432	
D63ZOV271RA100	X	X	X	X		18	Z271 - 100UL	270	360	260	260	7500	6000	382	466	710	75	763	
D65ZOV271RA140	X	X	X	X		20	Z271 - 140UL	270	360	325	325	10000	6500	382	466	710	100	972	
D6694ZOV271RA280	X	X				25	Z271 - 280UL	270	360	340	340	13000	9000	382	466	710	100	1765	
D56ZOV301RA2R2						3	Z301	300	390	2.2	2.2	100	50	425	518	860	2	15	
D58ZOV301RA10	X					5	Z301 - 10UL	300	390	21	21	800	600	425	518	810	5	52	
D73ZOV301RA25	X	X	X	X		7	Z301 - 25UL	300	390	42	42	1750	1250	425	518	790	10	108	
D68ZOV301RA25		X				8	Z301 - 25	300	390	55	55	2400	1700	425	518	790	15	137	
D61ZOV301RA45	X	X	X	X		10	Z301 - 45UL	300	390	85	85	3500	2500	425	518	790	25	190	
D62ZOV301RA65	X	X	X	X		12	Z301 - 65UL	300	390	105	105	4500	3200	425	518	790	40	363	
D69ZOV301RA80	X	X	X	X		14	Z301 - 80UL	300	390	175	175	6000	4500	425	518	790	50	386	
D63ZOV301RA105	X	X	X	X		18	Z301 - 105UL	300	390	280	280	7500	6000	425	518	790	75	682	
D65ZOV301RA150	X	X	X	X		20	Z301 - 150UL	300	390	350	350	10000	6500	425	518	790	100	869	
D6694ZOV301RA300	X	X				25	Z301 - 300UL	300	390	360	360	13000	9000	425	518	790	100	1577	
D56ZOV321RA2R4						3	Z321	320	420	2.4	2.4	100	50	453	553	860	2	14	
D58ZOV321RA11	X					5	Z321 - 11UL	320	420	21	21	800	600	453	553	850	5	49	
D73ZOV321RA27	X	X				7	Z321 - 27UL	320	420	46	46	1750	1250	453	553	850	10	102	
D61ZOV321RA45	X	X	X	X		10	Z321 - 45UL	320	420	92	92	3500	2500	453	553	850	25	179	
D62ZOV321RA70	X	X	X	X		12	Z321 - 70UL	320	420	140	140	4500	3200	453	553	850	40	341	
D69ZOV321RA90	X	X	X	X		14	Z321 - 90UL	320	420	190	190	6000	4500	453	553	850	50	363	
D63ZOV321RA110	X	X	X	X		18	Z321 - 110UL	320	420	310	310	7500	6000	453	553	850	75	641	
D65ZOV321RA160	X	X	X	X		20	Z321 - 160UL	320	420	385	385	10000	6500	453	553	850	100	816	
D6694ZOV321RA320	X	X				25	Z321 - 320UL	320	420	430	430	13000	9000	453	553	850	100	1483	
D56ZOV361RA2R7						3	Z361	360	470	2.7	2.7	100	50	522	638	1020	2	12	
D58ZOV361RA12	X					5	Z361 - 12UL	360	470	22	22	800	600	522	638	960	5	42	
D73ZOV361RA28	X	X				7	Z361 - 28UL	360	470	47	47	1750	1250	522	638	960	10	88	
D61ZOV361RA45	X	X	X	X		10	Z361 - 45UL	360	470	97	97	3500	2500	522	638	960	25	154	
D62ZOV361RA70	X	X	X	X		12	Z361 - 70UL	360	470	145	145	4500	3200	522	638	960	40	294	
D69ZOV361RA85	X	X	X	X		14	Z361 - 85UL	360	470	205	205	6000	4500	522	638	960	50	313	
D63ZOV361RA110	X	X	X	X		18	Z361 - 110UL	360	470	320	320	7500	6000	522	638	960	75	553	
D65ZOV361RA160	X	X	X	X		20	Z361 - 160UL	360	470	410	410	10000	6500	522	638	960	100	704	
D6694ZOV361RA320	X	X				25	Z361 - 320UL	360	470	440	440	13000	9000	522	638	960	100	1278	
D56ZOV391RA2R9						3	Z391	390	500	2.9	2.9	100	50	552	674	1090	2	12	
D58ZOV391RA13	X					5	Z391 - 13UL	390	500	25	25	800	600	552	674	1040	5	40	
D73ZOV391RA29	X	X				7	Z391 - 29UL	390	500	51	51	1750	1250	552	674	1040	10	83	
D61ZOV391RA45	X	X	X	X		10	Z391 - 45UL	390	500	107	107	3500	2500	552	674	1025	25	146	
D62ZOV391RA70	X	X	X	X		12	Z391 - 70UL	390	500	150	150	4500	3200	552	674	1025	40	278	
D69ZOV391RA85	X	X	X	X		14	Z391 - 85UL	390	500	215	215	6000	4500	552	674	1025	50	297	
D63ZOV391RA110	X	X	X	X		18	Z391 - 110UL	390	500	330	330	7500	6000	552	674	1025	75	524	
D65ZOV391RA150	X	X	X	X		20	Z391 - 150UL	390	500	420	420	10000	6500	552	674	1025	100	667	
D6694ZOV391RA320	X	X				25	Z391 - 320UL	390	500	460	460	13000	9000	552	674	1025	100	1211	

NOTES:

Appendix A lists the single-pulse peak current and energy ratings on file with the Safety Agencies.

Maximum transient rating specified in this table are valid. They may differ from those shown in Appendix A.

A = UL1449 File E321173 - Surge Protective Devices

D = VDE File 40017480

B = cUL File E321173 - Surge Protective Devices

E = SEV - 96.7 70250.01

C = CSA C22.2 File 033468

250VAC thru 390VAC VARISTORS

Maida Style Number	MAX. Diameter (D) (in)	MAX. Thickness (T) (in)	MAX. Height (H) (in)	Typical X Dimension (in)	Typical X Tolerance (in)	Typical Y Dimension (in)	Typical Y Tolerance (in)	Typical Z Dimension (in)	Typical Z Tolerance (in)	Typical Wire Diameter (d) (in)
D56ZOV251RA1R9	0.197	0.236	0.322	0.160	0.040	0.078	0.030	0.178	0.040	0.020
D58ZOV251RA08	0.298	0.236	0.423	0.200	0.040	0.084	0.030	0.217	0.040	0.025
D73ZOV251RA21	0.354	0.249	0.479	0.200	0.040	0.085	0.030	0.217	0.040	0.025
D68ZOV251RA21	0.394	0.249	0.519	0.200	0.040	0.086	0.030	0.218	0.040	0.025
D61ZOV251RA40	0.472	0.249	0.597	0.300	0.040	0.095	0.030	0.315	0.040	0.032
D62ZOV251RA55	0.590	0.249	0.715	0.300	0.040	0.098	0.030	0.316	0.040	0.032
D69ZOV251RA72	0.650	0.249	0.775	0.300	0.040	0.100	0.030	0.316	0.040	0.032
D63ZOV251RA90	0.812	0.249	0.937	0.300	0.040	0.101	0.030	0.317	0.040	0.032
D65ZOV251RA130	0.905	0.249	1.030	0.300	0.040	0.101	0.030	0.317	0.040	0.032
D6694ZOV251RA260	1.100	0.237	1.250	0.500	0.040	0.141	0.030	0.520	0.040	0.040
D56ZOV271RA2R0	0.197	0.245	0.322	0.160	0.040	0.082	0.030	0.180	0.040	0.020
D58ZOV271RA09	0.298	0.245	0.423	0.200	0.040	0.088	0.030	0.219	0.040	0.025
D73ZOV271RA23	0.354	0.257	0.479	0.200	0.040	0.090	0.030	0.219	0.040	0.025
D68ZOV271RA23	0.394	0.257	0.519	0.200	0.040	0.091	0.030	0.220	0.040	0.025
D61ZOV271RA43	0.472	0.257	0.597	0.300	0.040	0.100	0.030	0.316	0.040	0.032
D62ZOV271RA60	0.590	0.257	0.725	0.300	0.040	0.135	0.030	0.329	0.040	0.032
D69ZOV271RA75	0.650	0.257	0.775	0.300	0.040	0.137	0.030	0.330	0.040	0.032
D63ZOV271RA100	0.812	0.257	0.937	0.300	0.040	0.138	0.030	0.330	0.040	0.032
D65ZOV271RA140	0.905	0.257	1.030	0.300	0.040	0.138	0.030	0.330	0.040	0.032
D6694ZOV271RA280	1.100	0.244	1.250	0.500	0.040	0.146	0.030	0.521	0.040	0.040
D56ZOV301RA2R2	0.197	0.255	0.322	0.160	0.040	0.090	0.030	0.184	0.040	0.020
D58ZOV301RA10	0.298	0.255	0.423	0.200	0.040	0.096	0.030	0.222	0.040	0.025
D73ZOV301RA25	0.354	0.268	0.479	0.200	0.040	0.098	0.030	0.223	0.040	0.025
D68ZOV301RA25	0.394	0.268	0.519	0.200	0.040	0.099	0.030	0.223	0.040	0.025
D61ZOV301RA45	0.472	0.268	0.597	0.300	0.040	0.140	0.030	0.331	0.040	0.032
D62ZOV301RA65	0.590	0.268	0.715	0.300	0.040	0.143	0.030	0.332	0.040	0.032
D69ZOV301RA80	0.650	0.268	0.775	0.300	0.040	0.146	0.030	0.334	0.040	0.032
D63ZOV301RA105	0.812	0.268	0.937	0.300	0.040	0.147	0.030	0.334	0.040	0.032
D65ZOV301RA150	0.905	0.268	1.030	0.300	0.040	0.147	0.030	0.334	0.040	0.032
D6694ZOV301RA300	1.100	0.255	1.250	0.500	0.040	0.155	0.030	0.523	0.040	0.040
D56ZOV321RA2R4	0.197	0.264	0.322	0.160	0.040	0.095	0.030	0.186	0.040	0.020
D58ZOV321RA11	0.298	0.264	0.423	0.200	0.040	0.101	0.030	0.224	0.040	0.025
D73ZOV321RA27	0.354	0.272	0.479	0.200	0.040	0.103	0.030	0.225	0.040	0.025
D61ZOV321RA45	0.472	0.276	0.597	0.300	0.040	0.146	0.030	0.334	0.040	0.032
D62ZOV321RA70	0.590	0.276	0.715	0.300	0.040	0.149	0.030	0.335	0.040	0.032
D69ZOV321RA90	0.650	0.276	0.775	0.300	0.040	0.151	0.030	0.336	0.040	0.032
D63ZOV321RA110	0.812	0.276	0.937	0.300	0.040	0.153	0.030	0.337	0.040	0.032
D65ZOV321RA160	0.905	0.276	1.030	0.300	0.040	0.153	0.030	0.337	0.040	0.032
D6694ZOV321RA320	1.100	0.267	1.250	0.500	0.040	0.161	0.030	0.525	0.040	0.040
D56ZOV361RA2R7	0.197	0.272	0.322	0.160	0.040	0.106	0.030	0.192	0.040	0.020
D58ZOV361RA12	0.298	0.272	0.423	0.200	0.040	0.112	0.030	0.229	0.040	0.025
D73ZOV361RA28	0.354	0.285	0.479	0.200	0.040	0.115	0.030	0.231	0.040	0.025
D61ZOV361RA45	0.472	0.281	0.597	0.300	0.040	0.158	0.030	0.339	0.040	0.032
D62ZOV361RA70	0.590	0.286	0.715	0.300	0.040	0.161	0.030	0.340	0.040	0.032
D69ZOV361RA85	0.650	0.281	0.775	0.300	0.040	0.165	0.030	0.342	0.040	0.032
D63ZOV361RA110	0.812	0.276	0.937	0.300	0.040	0.167	0.030	0.343	0.040	0.032
D65ZOV361RA160	0.905	0.281	1.030	0.300	0.040	0.167	0.030	0.343	0.040	0.032
D6694ZOV361RA320	1.100	0.275	1.250	0.500	0.040	0.175	0.030	0.530	0.040	0.040
D56ZOV391RA2R9	0.197	0.275	0.322	0.160	0.040	0.111	0.030	0.195	0.040	0.020
D58ZOV391RA13	0.298	0.275	0.423	0.200	0.040	0.117	0.030	0.232	0.040	0.025
D73ZOV391RA29	0.354	0.290	0.479	0.200	0.040	0.120	0.030	0.233	0.040	0.025
D61ZOV391RA45	0.472	0.291	0.597	0.300	0.040	0.164	0.030	0.342	0.040	0.032
D62ZOV391RA70	0.590	0.290	0.715	0.300	0.040	0.167	0.030	0.343	0.040	0.032
D69ZOV391RA85	0.650	0.291	0.775	0.300	0.040	0.170	0.030	0.345	0.040	0.032
D63ZOV391RA110	0.812	0.276	0.937	0.300	0.040	0.172	0.030	0.346	0.040	0.032
D65ZOV391RA150	0.905	0.291	1.030	0.300	0.040	0.172	0.030	0.346	0.040	0.032
D6694ZOV391RA320	1.100	0.291	1.250	0.500	0.040	0.180	0.030	0.531	0.040	0.040

NOTE: Alternate dimensional specifications, including lead styles, for any part listed may be available upon request. Please contact us for any inquiries.

STANDARD SERIES

SPECIFICATIONS

420VAC thru 680VAC VARISTORS

Maida Style Number	Recognitions To Safety Agency Standards						Nominal Size (mm)	Minimum Marking	Maximum Ratings						Electrical Characteristics					
									Applied Voltage		Energy		Peak Current 8 x 20 μ sec # Pulses		Varistor Voltage @ 1 mA DC		Max Clamping Voltage (@ Test Current)		Typical Cap. 1 V rms @ 1kHz	
									A	B	C	D	E	F	(mm)	(AC)	(DC)	10 x 1000 μ sec (J)	8 x 20 μ sec (J)	1 (A)
D56ZOV421RA3R2						3	Z421	420	560	3.2	3.2	100	50	594	725	1140	2	11		
D58ZOV421RA14	X					5	Z421 - 14UL	420	560	26	26	800	600	594	725	1130	5	37		
D73ZOV421RA30	X	X				7	Z421 - 30UL	420	560	57	57	1750	1250	594	725	1120	10	77		
D61ZOV421RA45	X	X	X	X		10	Z421 - 45UL	420	560	110	110	3500	2500	594	725	1120	25	136		
D62ZOV421RA70	X	X	X	X		12	Z421 - 70UL	420	560	156	156	4500	3200	594	725	1120	40	258		
D69ZOV421RA90	X	X	X	X		14	Z421 - 90UL	420	560	225	225	6000	4500	594	725	1120	50	275		
D63ZOV421RA110	X	X	X	X		18	Z421 - 110UL	420	560	340	340	7500	6000	594	725	1120	75	486		
D65ZOV421RA160	X	X	X	X		20	Z421 - 160UL	420	560	430	430	10000	6500	594	725	1120	100	618		
D6694ZOV421RA320	X	X				25	Z421 - 320UL	420	560	480	480	13000	9000	594	725	1120	100	1123		
D58ZOV461RA17						5	Z461 - 17	460	615	25	25	800	600	651	795	1240	5	34		
D61ZOV461RA50	X	X	X	X		10	Z461 - 50UL	460	615	115	115	3500	2500	651	795	1240	25	124		
D62ZOV461RA75	X	X	X	X		12	Z461 - 75UL	460	615	162	162	4500	3200	651	795	1240	40	236		
D69ZOV461RA100	X	X	X	X		14	Z461 - 100UL	460	615	230	230	6000	4500	651	795	1240	50	251		
D63ZOV461RA120	X	X	X	X		18	Z461 - 120UL	460	615	360	360	7500	6000	651	795	1240	75	443		
D65ZOV461RA175	X	X	X	X		20	Z461 - 175UL	460	615	450	450	10000	6500	651	795	1240	100	565		
D6694ZOV461RA340	X	X				25	Z461 - 340UL	460	615	500	500	13000	9000	651	795	1240	100	1025		
D56ZOV481RA3R6						3	Z481	480	640	3.6	3.6	100	50	679	829	1370	2	10		
D61ZOV481RA50	X	X	X	X		10	Z481 - 50UL	480	640	120	120	3500	2500	679	829	1300	25	119		
D62ZOV481RA80	X	X	X	X		12	Z481 - 80UL	480	640	167	167	4500	3200	679	829	1300	40	227		
D69ZOV481RA105	X	X	X	X		14	Z481 - 105UL	480	640	235	235	6000	4500	679	829	1300	50	242		
D63ZOV481RA130	X	X	X	X		18	Z481 - 130UL	480	640	365	365	7500	6000	679	829	1300	75	427		
D65ZOV481RA180	X	X	X	X		20	Z481 - 180UL	480	640	460	460	10000	6500	679	829	1300	100	544		
D6694ZOV481RA360	X	X				25	Z481 - 360UL	480	640	510	510	13000	9000	679	829	1300	100	989		
D61ZOV511RA55	X	X	X	X		10	Z511 - 55UL	510	675	125	125	3500	2500	722	881	1350	25	112		
D62ZOV511RA85	X	X	X	X		12	Z511 - 85UL	510	675	172	172	4500	3200	722	881	1350	40	213		
D69ZOV511RA110	X	X	X	X		14	Z511 - 110UL	510	675	240	240	6000	4500	722	881	1350	50	227		
D63ZOV511RA140	X	X	X	X		18	Z511 - 140UL	510	675	375	375	7500	6000	722	881	1350	75	401		
D65ZOV511RA190	X	X	X	X		20	Z511 - 190UL	510	675	470	470	10000	6500	722	881	1350	100	510		
D6694ZOV511RA380	X	X				25	Z511 - 380UL	510	675	525	525	13000	9000	722	881	1350	100	927		
D61ZOV551RA60	X	X	X	X		10	Z551 - 60UL	550	700	130	130	3500	2500	778	950	1400	25	104		
D62ZOV551RA90	X	X	X	X		12	Z551 - 90UL	550	700	192	192	4500	3200	778	950	1400	40	198		
D69ZOV551RA115	X	X	X	X		14	Z551 - 115UL	550	700	255	255	6000	4500	778	950	1400	50	211		
D63ZOV551RA145	X	X	X	X		18	Z551 - 145UL	550	700	405	405	7500	6000	778	950	1400	75	373		
D65ZOV551RA200	X	X	X	X		20	Z551 - 200UL	550	700	510	510	10000	6500	778	950	1400	100	475		
D6694ZOV551RA400	X	X				25	Z551 - 400UL	550	700	540	540	13000	9000	778	950	1400	100	862		
D61ZOV581RA65	X	X	X	X		10	Z581 - 65UL	580	735	140	140	3500	2500	821	1002	1500	25	98		
D62ZOV581RA95	X	X	X	X		12	Z581 - 95UL	580	735	202	202	4500	3200	821	1002	1500	40	187		
D69ZOV581RA120	X	X	X	X		14	Z581 - 120UL	580	735	265	265	6000	4500	821	1002	1500	50	199		
D63ZOV581RA160	X	X	X	X		18	Z581 - 160UL	580	735	425	425	7500	6000	821	1002	1500	75	352		
D65ZOV581RA220	X	X	X	X		20	Z581 - 220UL	580	735	530	530	10000	6500	821	1002	1500	100	449		
D6694ZOV581RA440	X	X				25	Z581 - 440UL	580	735	560	560	13000	9000	821	1002	1500	100	815		
D61ZOV621RA65	X	X	X	X		10	Z621 - 65UL	620	800	145	145	3500	2500	877	1071	1650	25	92		
D62ZOV621RA100	X	X	X	X		12	Z621 - 100UL	620	800	215	215	4500	3200	877	1071	1650	40	175		
D69ZOV621RA130	X	X	X	X		14	Z621 - 130UL	620	800	290	290	6000	4500	877	1071	1650	50	186		
D63ZOV621RA170	X	X	X	X		18	Z621 - 170UL	620	800	450	450	7500	6000	877	1071	1650	75	329		
D65ZOV621RA230	X	X	X	X		20	Z621 - 230UL	620	800	565	565	10000	6500	877	1071	1650	100	419		
D6694ZOV621RA460	X	X				25	Z621 - 460UL	620	800	600	600	13000	9000	877	1071	1650	100	761		
D61ZOV681RA70	X	X	X	X		10	Z681 - 70UL	680	860	155	155	3500	2500	962	1175	1800	25	84		
D62ZOV681RA105	X	X	X	X		12	Z681 - 105UL	680	860	232	232	4500	3200	962	1175	1800	40	160		
D69ZOV681RA150	X	X	X	X		14	Z681 - 150UL	680	860	310	310	6000	4500	962	1175	1800	50	170		
D63ZOV681RA200	X	X	X	X		18	Z681 - 200UL	680	860	500	500	7500	6000	962	1175	1800	75	300		
D65ZOV681RA260	X	X	X	X		20	Z681 - 260UL	680	860	620	620	10000	6500	962	1175	1800	100	382		
D6694ZOV681RA520	X	X				25	Z681 - 520UL	680	860	655	655	13000	9000	962	1175	1800	100	694		

NOTES:

Appendix A lists the single-pulse peak current and energy ratings on file with the Safety Agencies.

Maximum transient rating specified in this table are valid. They may differ from those shown in Appendix A.

A = UL1449 File E321173 - Surge Protective Devices

D = VDE File 40017480

B = cUL File E321173 - Surge Protective Devices

E = SEV - 96.7 70250.01

C = CSA C22.2 File 033468

420VAC thru 680VAC VARISTORS

Maida Style Number	MAX. Diameter (D) (in)	MAX. Thickness (T) (in)	MAX. Height (H) (in)	Typical X Dimension (in)	Typical X Tolerance (in)	Typical Y Dimension (in)	Typical Y Tolerance (in)	Typical Z Dimension (in)	Typical Z Tolerance (in)	Typical Wire Diameter (d) (in)
D56ZOV421RA3R2	0.197	0.313	0.322	0.160	0.040	0.118	0.030	0.199	0.040	0.020
D58ZOV421RA14	0.298	0.313	0.423	0.200	0.040	0.124	0.030	0.235	0.040	0.025
D73ZOV421RA30	0.354	0.296	0.479	0.200	0.040	0.127	0.030	0.237	0.040	0.025
D61ZOV421RA45	0.472	0.313	0.597	0.300	0.040	0.171	0.030	0.345	0.040	0.032
D62ZOV421RA70	0.590	0.313	0.715	0.300	0.040	0.175	0.030	0.347	0.040	0.032
D69ZOV421RA90	0.650	0.313	0.775	0.300	0.040	0.179	0.030	0.349	0.040	0.032
D63ZOV421RA110	0.812	0.313	0.937	0.300	0.040	0.181	0.030	0.350	0.040	0.032
D65ZOV421RA160	0.905	0.313	1.030	0.300	0.040	0.181	0.030	0.350	0.040	0.032
D6694ZOV421RA320	1.100	0.282	1.250	0.500	0.040	0.189	0.030	0.535	0.040	0.040
D58ZOV461RA17	0.298	0.313	0.423	0.200	0.040	0.134	0.030	0.241	0.040	0.025
D61ZOV461RA50	0.472	0.322	0.597	0.300	0.040	0.182	0.030	0.351	0.040	0.032
D62ZOV461RA75	0.590	0.324	0.715	0.300	0.040	0.186	0.030	0.353	0.040	0.032
D69ZOV461RA100	0.650	0.322	0.775	0.300	0.040	0.190	0.030	0.355	0.040	0.032
D63ZOV461RA120	0.812	0.324	0.937	0.300	0.040	0.192	0.030	0.356	0.040	0.032
D65ZOV461RA175	0.905	0.322	1.030	0.300	0.040	0.192	0.030	0.356	0.040	0.032
D6694ZOV461RA340	1.100	0.322	1.250	0.500	0.040	0.200	0.030	0.539	0.040	0.040
D56ZOV481RA3R6	0.197	0.329	0.322	0.160	0.040	0.131	0.030	0.207	0.040	0.020
D61ZOV481RA50	0.472	0.329	0.597	0.300	0.040	0.186	0.030	0.353	0.040	0.032
D62ZOV481RA80	0.590	0.336	0.715	0.300	0.040	0.190	0.030	0.355	0.040	0.032
D69ZOV481RA105	0.650	0.336	0.775	0.300	0.040	0.194	0.030	0.357	0.040	0.032
D63ZOV481RA130	0.812	0.336	0.937	0.300	0.040	0.197	0.030	0.359	0.040	0.032
D65ZOV481RA180	0.905	0.336	1.030	0.300	0.040	0.197	0.030	0.359	0.040	0.032
D6694ZOV481RA360	1.100	0.300	1.250	0.500	0.040	0.205	0.030	0.540	0.040	0.040
D61ZOV511RA55	0.472	0.347	0.597	0.300	0.040	0.194	0.030	0.357	0.040	0.032
D62ZOV511RA85	0.590	0.347	0.715	0.300	0.040	0.198	0.030	0.359	0.040	0.032
D69ZOV511RA110	0.650	0.347	0.775	0.300	0.040	0.203	0.030	0.362	0.040	0.032
D63ZOV511RA140	0.812	0.347	0.937	0.300	0.040	0.206	0.030	0.364	0.040	0.032
D65ZOV511RA190	0.905	0.347	1.030	0.300	0.040	0.206	0.030	0.364	0.040	0.032
D6694ZOV511RA380	1.100	0.310	1.250	0.500	0.040	0.214	0.030	0.544	0.040	0.040
D61ZOV551RA60	0.472	0.362	0.597	0.300	0.040	0.204	0.030	0.363	0.040	0.032
D62ZOV551RA90	0.590	0.362	0.715	0.300	0.040	0.209	0.030	0.366	0.040	0.032
D69ZOV551RA115	0.650	0.362	0.775	0.300	0.040	0.214	0.030	0.369	0.040	0.032
D63ZOV551RA145	0.812	0.362	0.937	0.300	0.040	0.216	0.030	0.370	0.040	0.032
D65ZOV551RA200	0.905	0.362	1.030	0.300	0.040	0.216	0.030	0.370	0.040	0.032
D6694ZOV551RA400	1.100	0.323	1.250	0.500	0.040	0.224	0.030	0.548	0.040	0.040
D61ZOV581RA65	0.472	0.373	0.597	0.300	0.040	0.212	0.030	0.367	0.040	0.032
D62ZOV581RA95	0.590	0.373	0.715	0.300	0.040	0.217	0.030	0.370	0.040	0.032
D69ZOV581RA120	0.650	0.373	0.775	0.300	0.040	0.222	0.030	0.373	0.040	0.032
D63ZOV581RA160	0.812	0.373	0.937	0.300	0.040	0.225	0.030	0.375	0.040	0.032
D65ZOV581RA220	0.905	0.373	1.030	0.300	0.040	0.225	0.030	0.375	0.040	0.032
D6694ZOV581RA440	1.100	0.332	1.250	0.500	0.040	0.233	0.030	0.552	0.040	0.040
D61ZOV621RA65	0.472	0.381	0.597	0.300	0.040	0.222	0.030	0.373	0.040	0.032
D62ZOV621RA100	0.590	0.385	0.715	0.300	0.040	0.228	0.030	0.377	0.040	0.032
D69ZOV621RA130	0.650	0.388	0.775	0.300	0.040	0.233	0.030	0.380	0.040	0.032
D63ZOV621RA170	0.812	0.388	0.937	0.300	0.040	0.236	0.030	0.382	0.040	0.032
D65ZOV621RA230	0.905	0.388	1.030	0.300	0.040	0.236	0.030	0.382	0.040	0.032
D6694ZOV621RA460	1.100	0.345	1.250	0.500	0.040	0.244	0.030	0.556	0.040	0.040
D61ZOV681RA70	0.472	0.405	0.597	0.300	0.040	0.238	0.030	0.383	0.040	0.032
D62ZOV681RA105	0.590	0.411	0.715	0.300	0.040	0.243	0.030	0.386	0.040	0.032
D69ZOV681RA150	0.650	0.411	0.775	0.300	0.040	0.250	0.030	0.391	0.040	0.032
D63ZOV681RA200	0.812	0.411	0.937	0.300	0.040	0.253	0.030	0.392	0.040	0.032
D65ZOV681RA260	0.905	0.411	1.030	0.300	0.040	0.253	0.030	0.392	0.040	0.032
D6694ZOV681RA520	1.100	0.369	1.250	0.500	0.040	0.261	0.030	0.564	0.040	0.040

NOTE: Alternate dimensional specifications, including lead styles, for any part listed may be available upon request. Please contact us for any inquiries.

STANDARD SERIES

SPECIFICATIONS

750VAC thru 1000VAC VARISTORS

Maida Style Number	Recognitions To Safety Agency Standards						Nominal Size (mm)	Minimum Marking	Maximum Ratings						Electrical Characteristics					
									Continuous		Transient				Varistor Voltage @1 mA DC		Max Clamping Voltage (@Test Current)		Typical Cap. @1kHz	
									Applied Voltage		Energy		Peak Current							
											10 x 1000 μ sec	8 x 20 μ sec	# Pulses							
									(AC)	(DC)	(J)	(J)	1	2	Vmin	Vmax	(8 x 20 μ sec)			
D69ZOV751RA165	X	X	X	X			14	Z751 - 165UL	750	900	350	350	6000	4500	1062	1300	2100	50	151	
D63ZOV751RA220	X	X	X	X			18	Z751 - 220UL	750	900	540	540	7500	6000	1062	1300	2100	75	267	
D65ZOV751RA290	X	X	X	X			20	Z751 - 290UL	750	900	670	670	10000	6500	1062	1300	2100	100	340	
D6694ZOV751RA560	X	X					25	Z751 - 560UL	750	900	700	700	13000	9000	1062	1300	2100	100	618	
D69ZOV102RA220	X	X	X	X			14	Z102 - 220UL	1000	1200	510	510	6000	4500	1414	1728	2700	50	115	
D63ZOV102RA280	X	X	X	X			18	Z102 - 280UL	1000	1200	690	690	7500	6000	1414	1728	2700	75	204	
D65ZOV102RA360	X	X	X	X			20	Z102 - 360UL	1000	1200	860	860	10000	6500	1414	1728	2700	100	259	
D6694ZOV102RA720	X	X					25	Z102 - 720UL	1000	1200	875	875	13000	9000	1414	1728	2700	100	471	

NOTES:

Appendix A lists the single-pulse peak current and energy ratings on file with the Safety Agencies.

Maximum transient rating specified in this table are valid. They may differ from those shown in Appendix A.

A = UL1449 File E321173 - Surge Protective Devices

D = VDE File 40017480

B = cUL File E321173 - Surge Protective Devices

E = SEV - 96.7 70250.01

C = CSA C22.2 File 033468

750VAC thru 1000VAC VARISTORS

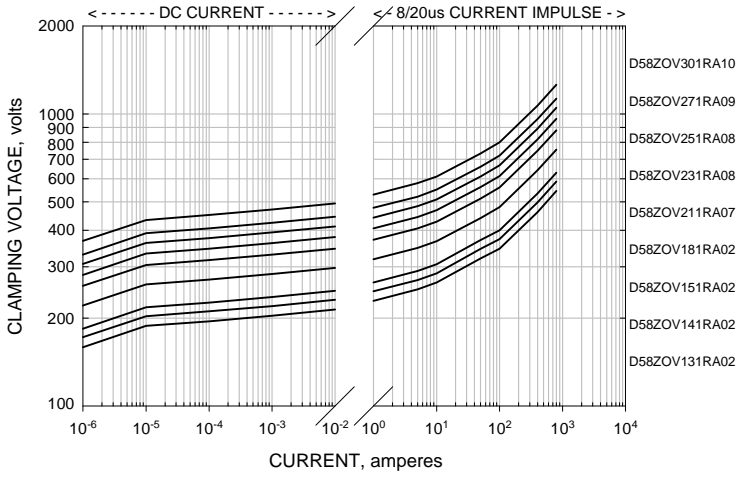
Maida Style Number	MAX. Diameter (D) (in)	MAX. Thickness (T) (in)	MAX. Height (H) (in)	Typical X Dimension (in)	Typical X Tolerance (in)	Typical Y Dimension (in)	Typical Y Tolerance (in)	Typical Z Dimension (in)	Typical Z Tolerance (in)	Typical Wire Diameter (d) (in)
D69ZOV751RA165	0.650	0.411	0.775	0.300	0.040	0.271	0.030	0.404	0.040	0.032
D63ZOV751RA220	0.812	0.437	0.937	0.300	0.040	0.275	0.030	0.407	0.040	0.032
D65ZOV751RA290	0.905	0.411	1.030	0.300	0.040	0.275	0.030	0.407	0.040	0.032
D6694ZOV751RA560	1.100	0.325	1.250	0.500	0.040	0.283	0.030	0.575	0.040	0.040
D69ZOV102RA220	0.650	0.531	0.775	0.300	0.040	0.338	0.030	0.452	0.040	0.032
D63ZOV102RA280	0.812	0.531	0.937	0.300	0.040	0.343	0.030	0.456	0.040	0.032
D65ZOV102RA360	0.905	0.531	1.030	0.300	0.040	0.343	0.030	0.456	0.040	0.032
D6694ZOV102RA720	1.100	0.435	1.250	0.500	0.040	0.351	0.030	0.611	0.040	0.040

NOTE: Alternate dimensional specifications, including lead styles, for any part listed may be available upon request. Please contact us for any inquiries.

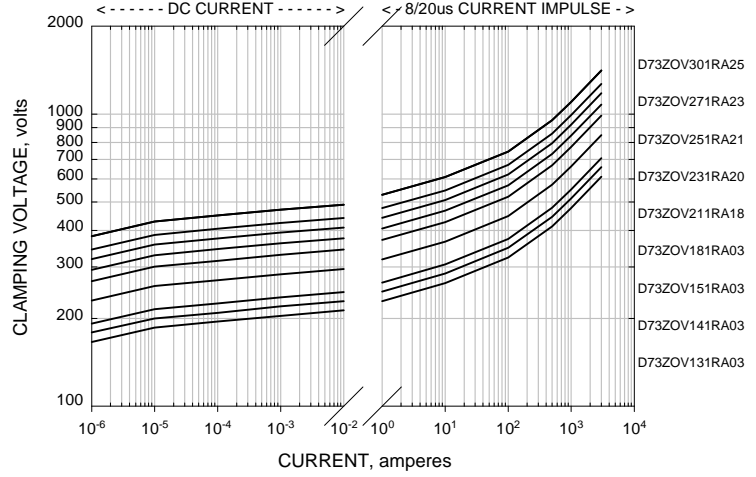
STANDARD SERIES - TYPICAL VOLTAGE-CURRENT CURVES



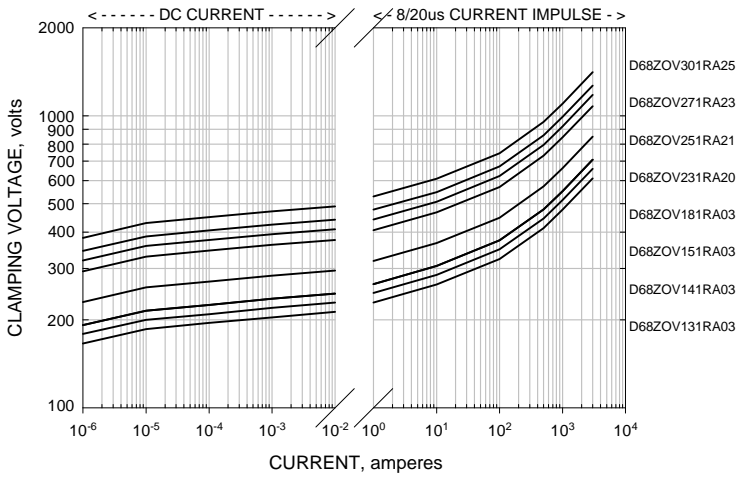
D58 (5mm) SERIES



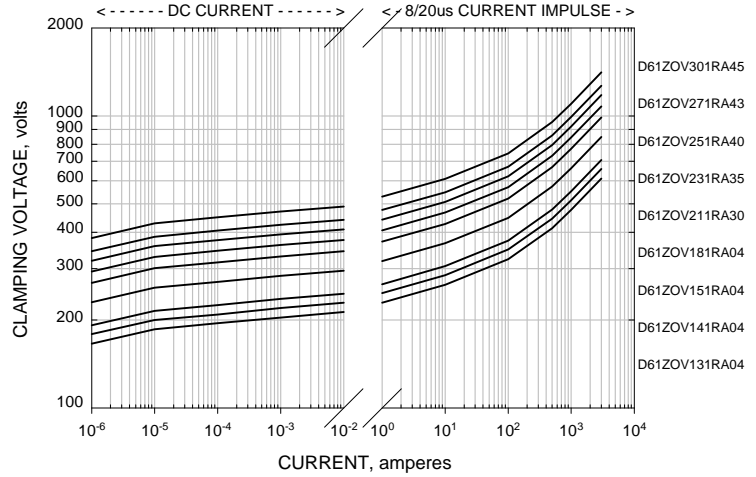
D73 (7mm) SERIES



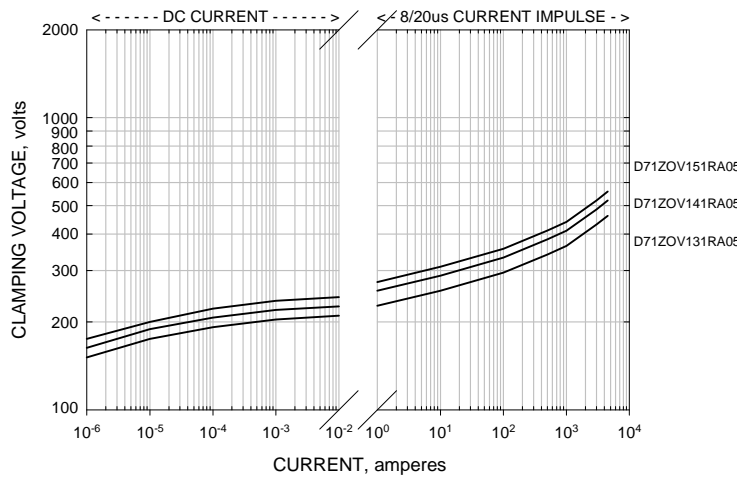
D68 (8mm) SERIES



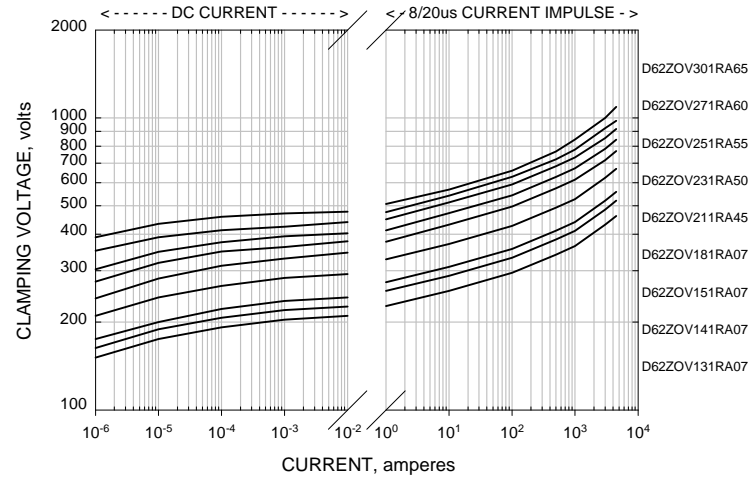
D61 (10mm) SERIES



D71 (11mm) SERIES



D62 (12mm) SERIES

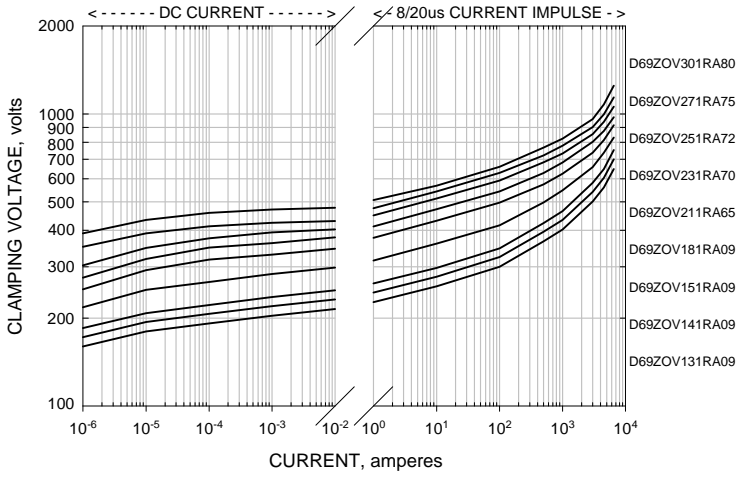


NOTE: For a more detailed V-I curve or for a voltage not listed on the graphs provided, please contact us.

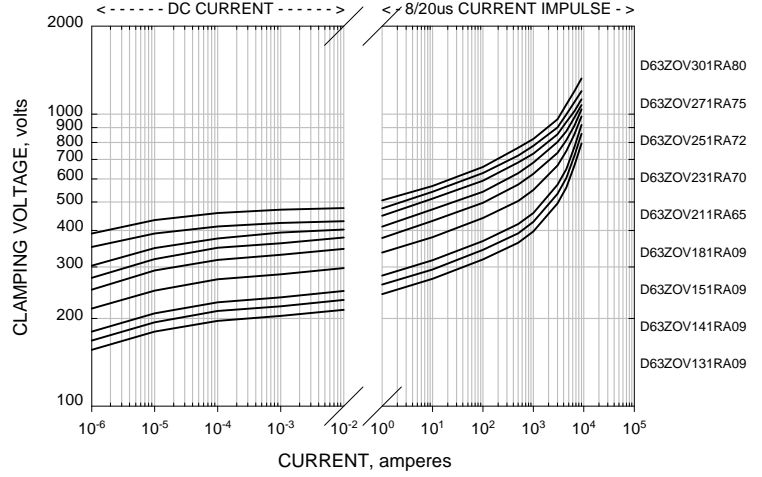
STANDARD SERIES - TYPICAL VOLTAGE-CURRENT CURVES



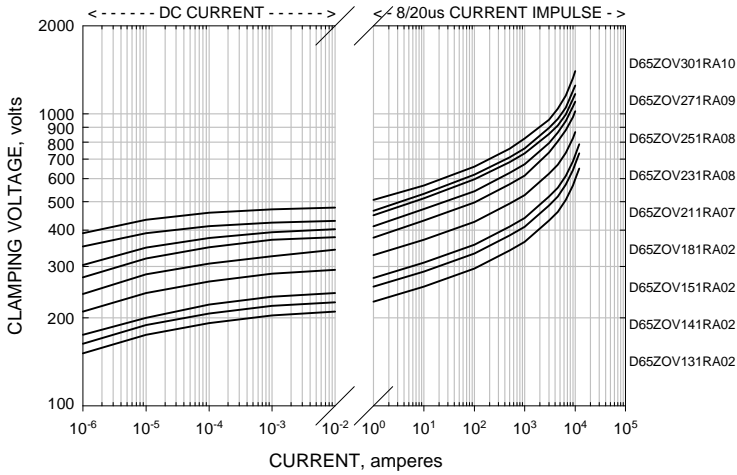
D69 (14mm) SERIES



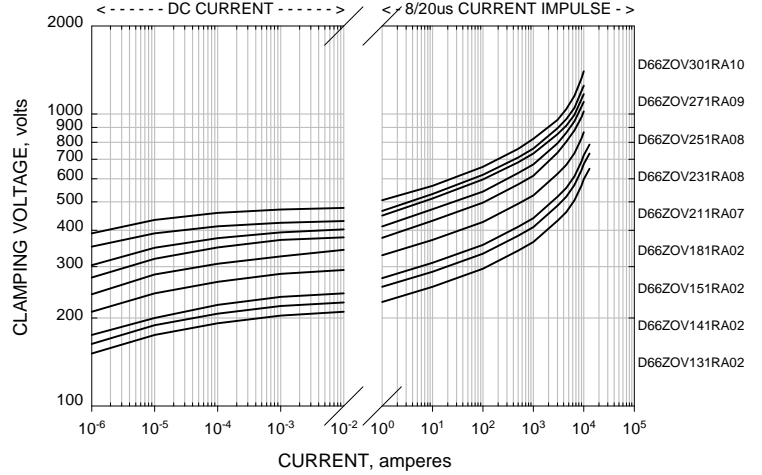
D63 (18mm) SERIES



D65 (20mm) SERIES



D66 (25mm) SERIES



NOTE: For a more detailed V-I curve or for a voltage not listed on the graphs provided, please contact us.



PEAK CURRENT PER PULSE vs. PULSE DURATION

