

All dimensions are in mm

Documents

Interface	RN_121-02
Panel piercing	MB_666
Pinning	RN_143-02
Tape & reel packaging	VG391.15500

Material and plating

Connector parts

Signal contact	Material Brass	Plating / Colour Gold, min. 0.12 µm, over Nickel (Interface)
Outer contact	Zinc alloy	Tin, min. 3 µm, over Nickel (PCB)
Dielectric	LCP	Tin, min. 3 µm, over Nickel
Housing	HTN	nature
		see section "Coding"

Electrical data

Impedance	100 Ω
Frequency	DC to 10 GHz
Return loss	≥ 30 dB, 0.01 GHz to 3 GHz ≥ 25 dB, 3 GHz to 6 GHz ≥ 20 dB, 6 GHz to 10 GHz
Insulation resistance	≥ 100 MΩ
Signal contact resistance	≤ 10 mΩ
Outer contact resistance	≤ 7.5 mΩ
Working voltage	≤ 60 V DC
Power current	≤ 1.5 A DC

Connector only, electrical data in application depends decisively on PCB layout

Mechanical data

Mating cycles	min. 25
Engagement force	≤ 25 N
Retention force latch	≥ 110 N
Coding efficiency	≥ 150 N
Weight	8.3 g

Environmental data

Temperature range	-40 °C to +105 °C
Thermal shock	DIN EN 60068-2-14
Humidity	DIN EN 60068-2-30 @ +40 °C
Dry heat	DIN EN 60068-2-2 @ +105 °C
Vibration	DIN EN 60068-2-64
Mechanical shock	DIN EN 60068-2-27
Soldering profile	DIN EN 60068-2-58; Group 3 (250 °C / 30 sec.)
RoHS	compliant

Packing

Standard	155 pcs in tape & reel
----------	------------------------

Change History













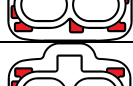

Rev.	Date	Change
b00	05.04.2023	changed side of the area for quality inspection marking

Dieses Dokument ist urheberrechtlich geschützt • This document is protected by copyright • Rosenberger Hochfrequenztechnik GmbH & Co. KG

RF_35/09:14/6.2

Coding

Part number has to be accomplished by codification

Coding	Plug	Colour	RAL	Part-Number
A		jet black	sim. 9005	E6S20B-40MT5-A
B		pure white	sim. 9010	E6S20B-40MT5-B
C		light blue	sim. 5012	E6S20B-40MT5-C
D*		claret violet	sim. 4004	E6S20B-40MT5-D
E*		may green	sim. 6017	E6S20B-40MT5-E
F*		nut brown	sim. 8011	E6S20B-40MT5-F
G*		platinum grey	sim. 7036	E6S20B-40MT5-G
H*		light pink	sim. 3015	E6S20B-40MT5-H
J*		beige	sim. 1001	E6S20B-40MT5-J
K*		curry	sim. 1027	E6S20B-40MT5-K
L*		yellow green	sim. 6018	E6S20B-40MT5-L
M*		pastel orange	sim. 2003	E6S20B-40MT5-M
O*		light green	sim. 6027	E6S20B-40MT5-O
Z		water blue	sim. 5021	E6S20B-40MT5-Z

* Coding on request

While the information has been carefully compiled to the best of our knowledge, nothing is intended as representation or warranty on our part and no statement herein shall be construed as recommendation to infringe existing patents. In the effort to improve our products, we reserve the right to make changes judged to be necessary.

Draft	Date	Approved	Date	Rev.	Engineering change number	Name	Date
J. Schmid	28.03.18	S. Mittermeier	05.04.23	b00	23-0293	S. Schauer	05.04.23

Rosenberger Hochfrequenztechnik GmbH & Co. KG P.O.Box 1260 D-84526 Tittmoning Germany www.rosenberger.de				Tel. : +49 8684 18-0 Email : info@rosenberger.de		Page 3 / 3
--	--	--	--	--	--	---------------