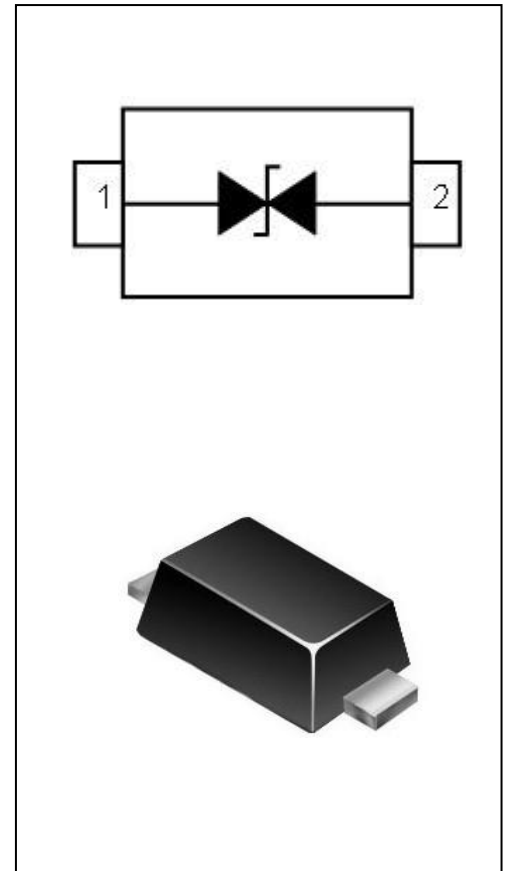


## DESCRIPTION

The ESD5B5CM is designed to protect voltage sensitive components from ESD and transient voltage events. Excellent clamping capability, low leakage, and fast response time, make these parts ideal for ESD protection on designs where board space is at a premium. Because of its small size, it is suited for use in cellular phones, portable devices, digital cameras, power supplies and many other portable applications where board space comes at a premium. Also because of its low capacitance, it is suited for use in high frequency designs such as USB 2.0 high speed, VGA, DVI, SDI and other high speed line applications.

This device has been specifically designed to protect sensitive components which are connected to data and transmission lines from overvoltage caused by ESD (electrostatic discharge), and EFT (electrical fast transients).



## FEATURES

- ◇ IEC61000-4-2 (ESD)  $\pm 15\text{kV}$  (air),  $\pm 8\text{kV}$  (contact).
- ◇ IEC61000-4-4 (EFT) 40A (5/50ns).
- ◇ Peak power dissipation: 400W (8/20 $\mu\text{s}$ ).
- ◇ Protects one directional I/O line.
- ◇ Low clamping voltage.
- ◇ Working voltages : 5V.
- ◇ Low leakage current.
- ◇ Low capacitance.

**APPLICATIONS**

- ◇ High Speed Line :USB1.0/2.0, VGA, DVI, SDI.
- ◇ Serial and Parallel Ports.
- ◇ Notebooks, Desktops, Servers.
- ◇ Projection TV.
- ◇ Cellular handsets and accessories.
- ◇ Portable instrumentation.
- ◇ Peripherals.

**ORDERING INFORMATION**

- ◇ Device: ESD5B5CM.
- ◇ Package: SOD-523.
- ◇ Material: Halogen free.
- ◇ Packing: Tape & Reel.
- ◇ Quantity per reel: 3,000pcs.

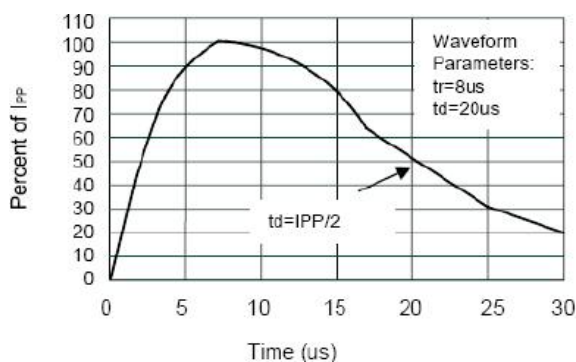
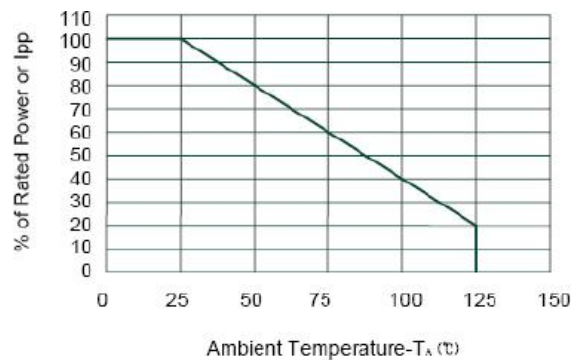
**MECHANICAL CHARACTERISTICS**

- ◇ SOD-523 package.
- ◇ Terminals: Gold plated, solderable per MIL-STD-750, method 2026.
- ◇ Packaging: Tape and Reel.

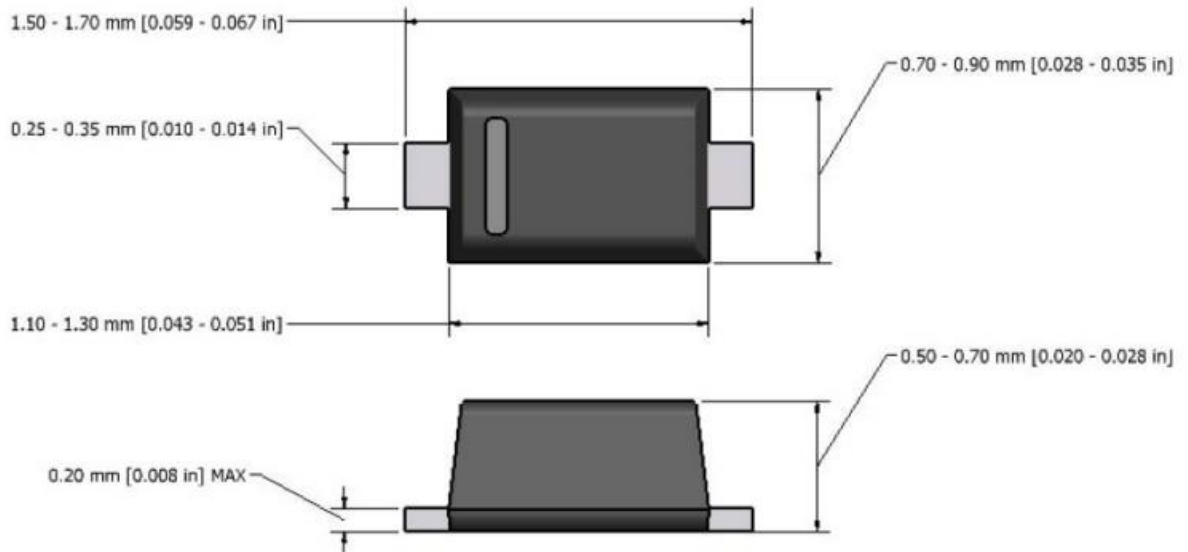
**DEVICE CHARACTERISTICS**

<b>ABSOLUTE MAXIMUM RATING(<math>T_A=25^{\circ}\text{C}</math> unless otherwise specified)</b>			
<b>Symbol</b>	<b>Parameter</b>	<b>Value</b>	<b>Units</b>
$V_{\text{ESD}}$	ESD per IEC 61000-4-2 (Air)	$\pm 15$	kV
	ESD per IEC 61000-4-2 (Contact)	$\pm 8$	
$P_{\text{PP}}$	Peak Pulse Power (8/20 $\mu\text{s}$ )	400	W
$T_{\text{OPT}}$	Operating Temperature	-55~150	$^{\circ}\text{C}$
$T_{\text{STG}}$	Storage Temperature	-55~150	$^{\circ}\text{C}$

<b>ELECTRICAL CHARACTERISTICS (Tamb=25°C)</b>						
<b>Symbol</b>	<b>Parameter</b>	<b>Test Condition</b>	<b>Min</b>	<b>Typ</b>	<b>Max</b>	<b>Units</b>
$V_{RWM}$	Reverse Working Voltage				5.0	V
$V_{BR}$	Reverse Breakdown Voltage	$I_T = 1mA$	5.8		7.8	V
$I_R$	Reverse Leakage Current	$V_{RWM} = 5V$			1.0	$\mu A$
$V_C$	Clamping Voltage	$I_{PP} = 1A,$ $t_p = 8/20\mu s$			9.8	V
$V_C$	Clamping Voltage	$I_{PP} = 20A,$ $t_p = 8/20\mu s$		15	20	V
$C_J$	Junction Capacitance	$V_R = 0V, f = 1MHz$		30	40	pF

**ELECTRICAL CHARACTERISTICS CURVE**

**Pulse Waveform**

**Power Derating Curve**

SOD-523 PACKAGE OUTLINE & DIMENSIONS



**Note:** Dimensions are exclusive of Burrs, Mold Flash & Tie Bar extrusions.

Website: <http://www.jksemi.com>

For additional information, please contact your local Sales Representative.

©Copyright 2016, jksemi