

**Pb** THIS PRODUCT MANUFACTURED WITH LEAD-FREE PROCESSING

DESIGNED AND DIMENSIONED IN MILLIMETERS [INCHES]  
ALL DIMENSIONS REFERENCE EXCEPT AS SHOWN

DO NOT SCALE FROM THIS PRINT

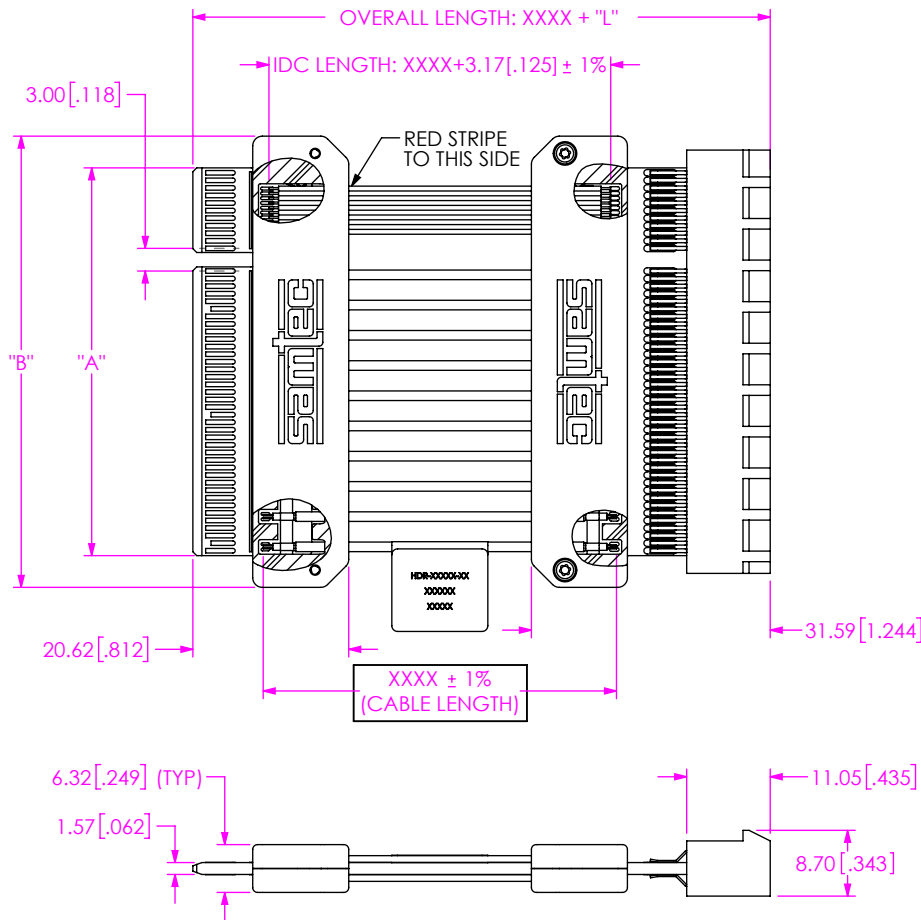


FIG 1  
PCIEC-G4-098-XXXX-M1 SHOWN

NOTES:

1. ALL ASSEMBLIES TO BE 100% ELECTRICALLY TESTED FOR SHORTS AND OPENS.
2. ALL ASSEMBLIES TO BE 100% HI-POT TESTED AT 300V.
3. LABEL TO BE FLAGGED ON CABLE AS SHOWN; LABEL IS TO CONTAIN PART NUMBER, SHOP NUMBER, & DATE CODE.
4. NO POWER LINES CREATES A NO CONNECT CONDITION AT POSITIONS B1, B2, B3, B8, A2, A3, A9 AND A10
5. ALL PRSNT 2 PINS ARE COMMON.
6. CABLE LENGTHS LONGER THAN 1015 MILLIMETERS ARE NOT SUPPORTED BY S.I. TEST DATA.

PCIEC-G4-XXX-XXXX-XX-X-XX

GENERATION  
-4: GEN 4

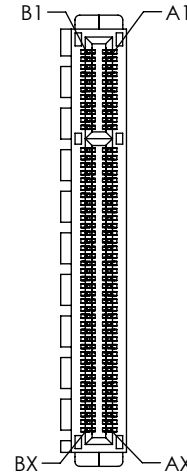
No OF POSITIONS  
-036: 36 POSITIONS (X1)  
-064: 64 POSITIONS (X4)  
-098: 98 POSITIONS (X8)  
-164: 164 POSITIONS (X16)

CABLE LENGTH  
0076 mm MIN  
(SEE NOTE 6)

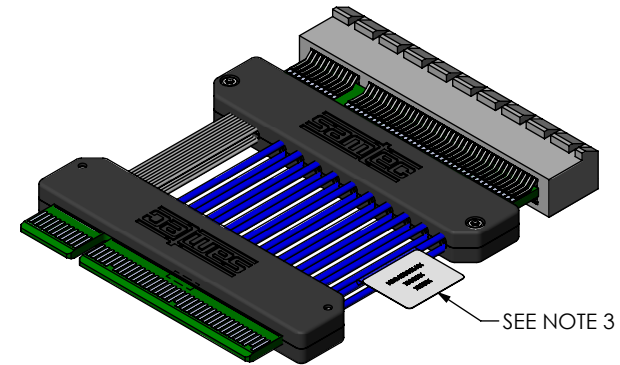
IMPEDANCE  
(LEAVE BLANK FOR 100 ohm)  
-85: 85 ohm  
(SEE TABLE 1)

CABLE OPTIONS  
(LEAVE BLANK FOR NO POWER)  
(SEE NOTE 4)  
-P: POWER

SECOND END TYPE  
-C1: PCIE EDGE CARD  
(TX TO TX EXTENDER), (SEE FIG 2, SHT 2)  
-C2: PCIE EDGE CARD  
(TX TO RX CROSSOVER), (SEE FIG 3, SHT 2)  
-M1: PCIEC EDGE MOUNT SOCKET  
(TX TO TX EXTENDER), (SEE FIG 1)



**-M1**



SEE NOTE 3

NO OF POSITIONS	X	"A"	"B"
-036	18	20.300 [ .7992]	28.69 [ 1.130]
-064	32	34.298 [ 1.3503]	42.69 [ 1.681]
-098	49	51.298 [ 2.0196]	59.69 [ 2.350]
-164	82	84.298 [ 3.3188]	92.69 [ 3.649]

END TO END	"L"
-C1 TO -C1	18.60 [ .732]
-C1 TO -C2	18.60 [ .732]
-C1 TO -M1	29.64 [ 1.167]

CABLE OPTIONS	IMPEDANCE	
	85 ohm	100 ohm
-P (W/ POWER LINES)	3485C ULS	34100 ULS
(BLANK)	3485C ULS	34100 ULS

PROPRIETARY NOTE

THIS DOCUMENT CONTAINS CONFIDENTIAL AND PROPRIETARY INFORMATION AND ALL DESIGN, MANUFACTURING, REPRODUCTION, USE, PATENT RIGHTS AND SALES RIGHTS ARE EXPRESSLY RESERVED BY SAMTEC, INC. THIS DOCUMENT SHALL NOT BE DISCLOSED, IN WHOLE OR PART, TO ANY UNAUTHORIZED PERSON OR ENTITY NOR REPRODUCED, TRANSFERRED OR INCORPORATED IN ANY OTHER PROJECT IN ANY MANNER WITHOUT THE EXPRESS WRITTEN CONSENT OF SAMTEC, INC.



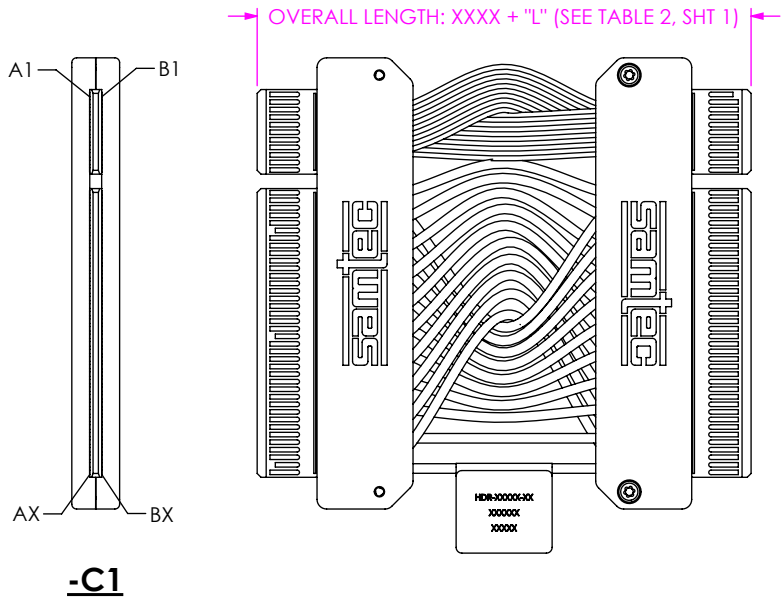
520 PARK EAST BLVD, NEW ALBANY, IN 47150  
PHONE: 812-944-6733 FAX: 812-948-5047  
e-Mail info@SAMTEC.com code 55322

DO NOT SCALE DRAWING  
MATERIAL: SHEET SCALE: 1:1

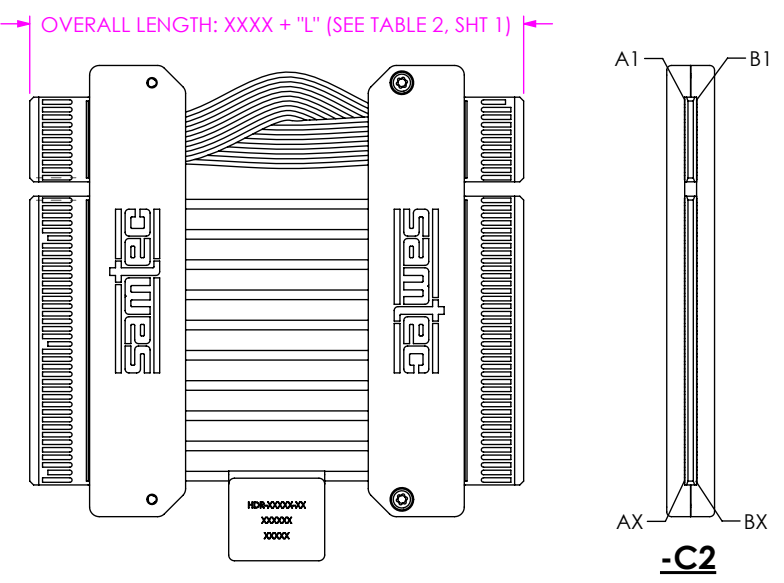
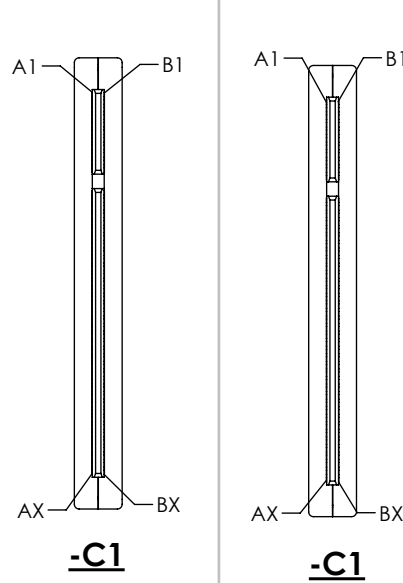
DESCRIPTION: PCIEC G4 CABLE ASSEMBLY

DWG. NO. PCIEC-G4-XXX-XXXX-XX-X-XX

BY: JERRY SU 06/28/2020 SHEET 1 OF 4



**FIG 2**  
PCIEC-G4-098-XXXX-C1 SHOWN  
(DIFFERENT AS SHOWN, OTHERWISE SAME AS FIG 1)



**FIG 3**  
PCIEC-G4-098-XXXX-C2 SHOWN  
(DIFFERENT AS SHOWN, OTHERWISE SAME AS FIG 1)



**PROPRIETARY NOTE**  
THIS DOCUMENT CONTAINS CONFIDENTIAL AND PROPRIETARY INFORMATION AND ALL DESIGN, MANUFACTURING, REPRODUCTION, USE, PATENT RIGHTS AND SALES RIGHTS ARE EXPRESSLY RESERVED BY SAMTEC, INC. THIS DOCUMENT SHALL NOT BE DISCLOSED, IN WHOLE OR PART, TO ANY UNAUTHORIZED PERSON OR ENTITY NOR REPRODUCED, TRANSFERRED OR INCORPORATED IN ANY OTHER PROJECT IN ANY MANNER WITHOUT THE EXPRESS WRITTEN CONSENT OF SAMTEC, INC.



520 PARK EAST BLVD, NEW ALBANY, IN 47150  
PHONE: 812-944-6733 FAX: 812-948-5047  
e-Mail info@SAMTEC.com code 55322

DO NOT SCALE DRAWING

SHEET SCALE: 1:2

DESCRIPTION: PCIEC G4 CABLE ASSEMBLY

DWG. NO. PCIEC-G4-XXX-XXXX-XX-X-XX

BY: JERRY SU 06/28/2020 SHEET 2 OF 4

**-C1 TX TO TX MAPPING**

TABLE 4					
J1	NAME	J2	J1	NAME	J2
B1	+12 V	B1	A1	PRSN#1	A1
B2	+12 V	B2	A2	+12 V	A2
B3	+12 V	B3	A3	+12 V	A3
B4	GND	B4	A4	GND	A4
B5	SMCLK	B5	A5	JTAG2	A5
B6	SMDATA	B6	A6	JTAG3	A6
B7	GND	B7	A7	JTAG4	A7
B8	+3.3 V	B8	A8	JTAG5	A8
B9	JTAG1	B9	A9	+3.3 V	A9
B10	+3.3 V AUX	B10	A10	+3.3 V	A10
B11	WAKE#	B11	A11	PER#1	A11
MECHANICAL KEY					
B12	RSVD	B12	A12	GND	A12
B13	GND	B13	A13	REFCLK+	A13
B14	PETp0	B14	A14	REFCLK-	A14
B15	PETn0	B15	A15	GND	A15
B16	GND	B16	A16	PERp0	A16
B17	PRSN#2	B17	A17	PERn0	A17
B18	GND	B18	A18	GND	A18
END OF X1 CONNECTOR					
B19	PETp1	B19	A19	RSVD	A19
B20	PETn1	B20	A20	GND	A20
B21	GND	B21	A21	PERp1	A21
B22	GND	B22	A22	PERn1	A22
B23	PETp2	B23	A23	GND	A23
B24	PETn2	B24	A24	GND	A24
B25	GND	B25	A25	PERp2	A25
B26	GND	B26	A26	PERn2	A26
B27	PETp3	B27	A27	GND	A27
B28	PETn3	B28	A28	GND	A28
B29	GND	B29	A29	PERp3	A29
B30	RSVD	B30	A30	PERn3	A30
B31	PRSN#2	B31	A31	GND	A31
B32	GND	B32	A32	RSVD	A32
END OF X4 CONNECTOR					

SEE NOTES 4 & 5

TABLE 4 (CONT)					
B33	PETp4	B33	A33	RSVD	A33
B34	PETn4	B34	A34	GND	A34
B35	GND	B35	A35	PERp4	A35
B36	GND	B36	A36	PERn4	A36
B37	PETp5	B37	A37	GND	A37
B38	PETn5	B38	A38	GND	A38
B39	GND	B39	A39	PERp5	A39
B40	GND	B40	A40	PERn5	A40
B41	PETp6	B41	A41	GND	A41
B42	PETn6	B42	A42	GND	A42
B43	GND	B43	A43	PERp6	A43
B44	GND	B44	A44	PERn6	A44
B45	PETp7	B45	A45	GND	A45
B46	PETn7	B46	A46	GND	A46
B47	GND	B47	A47	PERp7	A47
B48	PRSN#2	B48	A48	PERn7	A48
B49	GND	B49	A49	GND	A49
END OF X8 CONNECTOR					
B50	PETp8	B50	A50	RSVD	A50
B51	PETn8	B51	A51	GND	A51
B52	GND	B52	A52	PERp8	A52
B53	GND	B53	A53	PERn8	A53
B54	PETp9	B54	A54	GND	A54
B55	PETn9	B55	A55	GND	A55
B56	GND	B56	A56	PERp9	A56
B57	GND	B57	A57	PERn9	A57
B58	PETp10	B58	A58	GND	A58
B59	PETn10	B59	A59	GND	A59
B60	GND	B60	A60	PERp10	A60
B61	GND	B61	A61	PERn10	A61
B62	PETp11	B62	A62	GND	A62
B63	PETn11	B63	A63	GND	A63
B64	GND	B64	A64	PERp11	A64
B65	GND	B65	A65	PERn11	A65
B66	PETp12	B66	A66	GND	A66
B67	PETn12	B67	A67	GND	A67
B68	GND	B68	A68	PERp12	A68
B69	GND	B69	A69	PERn12	A69
B70	PETp13	B70	A70	GND	A70
B71	PETn13	B71	A71	GND	A71
B72	GND	B72	A72	PERp13	A72
B73	GND	B73	A73	PERn13	A73
B74	PETp14	B74	A74	GND	A74
B75	PETn14	B75	A75	GND	A75
B76	GND	B76	A76	PERp14	A76
B77	GND	B77	A77	PERn14	A77
B78	PETp15	B78	A78	GND	A78
B79	PETn15	B79	A79	GND	A79
B80	GND	B80	A80	PERp15	A80
B81	PRSN#2	B81	A81	PERn15	A81
B82	RSVD	B82	A82	GND	A82
END OF X16 CONNECTOR					

**-M1 TX TO TX MAPPING**

TABLE 5					
J1	NAME	J2	J1	NAME	J2
B1	+12 V	B1	A1	PRSN#1	A1
B2	+12 V	B2	A2	+12 V	A2
B3	+12 V	B3	A3	+12 V	A3
B4	GND	B4	A4	GND	A4
B5	SMCLK	B5	A5	JTAG2	A5
B6	SMDATA	B6	A6	JTAG3	A6
B7	GND	B7	A7	JTAG4	A7
B8	+3.3 V	B8	A8	JTAG5	A8
B9	JTAG1	B9	A9	+3.3 V	A9
B10	+3.3 V AUX	B10	A10	+3.3 V	A10
B11	WAKE#	B11	A11	PER#1	A11
MECHANICAL KEY					
B12	RSVD	B12	A12	GND	A12
B13	GND	B13	A13	REFCLK+	A13
B14	PETp0	B14	A14	REFCLK-	A14
B15	PETn0	B15	A15	GND	A15
B16	GND	B16	A16	PERp0	A16
B17	PRSN#2	B17	A17	PERn0	A17
B18	GND	B18	A18	GND	A18
END OF X1 CONNECTOR					
B19	PETp1	B19	A19	RSVD	A19
B20	PETn1	B20	A20	GND	A20
B21	GND	B21	A21	PERp1	A21
B22	GND	B22	A22	PERn1	A22
B23	PETp2	B23	A23	GND	A23
B24	PETn2	B24	A24	GND	A24
B25	GND	B25	A25	PERp2	A25
B26	GND	B26	A26	PERn2	A26
B27	PETp3	B27	A27	GND	A27
B28	PETn3	B28	A28	GND	A28
B29	GND	B29	A29	PERp3	A29
B30	RSVD	B30	A30	PERn3	A30
B31	PRSN#2	B31	A31	GND	A31
B32	GND	B32	A32	RSVD	A32
END OF X4 CONNECTOR					

SEE NOTES 4 & 5

TABLE 5 (CONT)					
B33	PETp4	B33	A33	RSVD	A33
B34	PETn4	B34	A34	GND	A34
B35	GND	B35	A35	PERp4	A35
B36	GND	B36	A36	PERn4	A36
B37	PETp5	B37	A37	GND	A37
B38	PETn5	B38	A38	GND	A38
B39	GND	B39	A39	PERp5	A39
B40	GND	B40	A40	PERn5	A40
B41	PETp6	B41	A41	GND	A41
B42	PETn6	B42	A42	GND	A42
B43	GND	B43	A43	PERp6	A43
B44	GND	B44	A44	PERn6	A44
B45	PETp7	B45	A45	GND	A45
B46	PETn7	B46	A46	GND	A46
B47	GND	B47	A47	PERp7	A47
B48	PRSN#2	B48	A48	PERn7	A48
B49	GND	B49	A49	GND	A49
END OF X8 CONNECTOR					
B50	PETp8	B50	A50	RSVD	A50
B51	PETn8	B51	A51	GND	A51
B52	GND	B52	A52	PERp8	A52
B53	GND	B53	A53	PERn8	A53
B54	PETp9	B54	A54	GND	A54
B55	PETn9	B55	A55	GND	A55
B56	GND	B56	A56	PERp9	A56
B57	GND	B57	A57	PERn9	A57
B58	PETp10	B58	A58	GND	A58
B59	PETn10	B59	A59	GND	A59
B60	GND	B60	A60	PERp10	A60
B61	GND	B61	A61	PERn10	A61
B62	PETp11	B62	A62	GND	A62
B63	PETn11	B63	A63	GND	A63
B64	GND	B64	A64	PERp11	A64
B65	GND	B65	A65	PERn11	A65
B66	PETp12	B66	A66	GND	A66
B67	PETn12	B67	A67	GND	A67
B68	GND	B68	A68	PERp12	A68
B69	GND	B69	A69	PERn12	A69
B70	PETp13	B70	A70	GND	A70
B71	PETn13	B71	A71	GND	A71
B72	GND	B72	A72	PERp13	A72
B73	GND	B73	A73	PERn13	A73
B74	PETp14	B74	A74	GND	A74
B75	PETn14	B75	A75	GND	A75
B76	GND	B76	A76	PERp14	A76
B77	GND	B77	A77	PERn14	A77
B78	PETp15	B78	A78	GND	A78
B79	PETn15	B79	A79	GND	A79
B80	GND	B80	A80	PERp15	A80
B81	PRSN#2	B81	A81	PERn15	A81
B82	RSVD	B82	A82	GND	A82
END OF X16 CONNECTOR					

**PROPRIETARY NOTE**  
 THIS DOCUMENT CONTAINS CONFIDENTIAL AND PROPRIETARY INFORMATION AND ALL DESIGN, MANUFACTURING, REPRODUCTION, USE, PATENT RIGHTS AND SALES RIGHTS ARE EXPRESSLY RESERVED BY SAMTEC, INC. THIS DOCUMENT SHALL NOT BE DISCLOSED, IN WHOLE OR PART, TO ANY UNAUTHORIZED PERSON OR ENTITY NOR REPRODUCED, TRANSFERRED OR INCORPORATED IN ANY OTHER PROJECT IN ANY MANNER WITHOUT THE EXPRESS WRITTEN CONSENT OF SAMTEC, INC.



520 PARK EAST BLVD, NEW ALBANY, IN 47150  
 PHONE: 812-944-6733 FAX: 812-948-5047  
 e-Mail info@SAMTEC.com code 55322

DO NOT SCALE DRAWING  
 SHEET SCALE: 1:2

DESCRIPTION: **PCIEC G4 CABLE ASSEMBLY**  
 DWG. NO. **PCIEC-G4-XXX-XXXX-XX-X-XX**  
 BY: **JERRY SU 06/28/2020** SHEET 3 OF 4

**-C2 TX TO RX MAPPING**

TABLE 6					
J1	NAME	J2	J1	NAME	J2
B1	+12 V	B1	A1	PRSNT#1	A1
B2	+12 V	B2	A2	+12 V	A2
B3	+12 V	B3	A3	+12 V	A3
B4	GND	B4	A4	GND	A4
B5	SMCLK	B5	A5	JTAG2	A5
B6	SMDATA	B6	A6	JTAG3	A6
B7	GND	B7	A7	JTAG4	A7
B8	+3.3 V	B8	A8	JTAG5	A8
B9	JTAG1	B9	A9	+3.3 V	A9
B10	+3.3 V AUX	B10	A10	+3.3 V	A10
B11	WAKE#	B11	A11	PERST#	A11
MECHANICAL KEY					
B12	RSVD	B12	A12	GND	A12
B13	GND	B13	A13	REFCLK+	A13
B14	PETp0	A16	A14	REFCLK-	A14
B15	PETn0	A17	A15	GND	A15
B16	GND	B16	A16	PERp0	B14
B17	PRSNT#2	B17	A17	PERn0	B15
B18	GND	B18	A18	GND	A18
END OF X1 CONNECTOR					
B19	PETp1	A21	A19	RSVD	A19
B20	PETn1	A22	A20	GND	A20
B21	GND	B21	A21	PERp1	B19
B22	GND	B22	A22	PERn1	B20
B23	PETp2	A25	A23	GND	A23
B24	PETn2	A26	A24	GND	A24
B25	GND	B25	A25	PERp2	B23
B26	GND	B26	A26	PERn2	B24
B27	PETp3	A29	A27	GND	A27
B28	PETn3	A30	A28	GND	A28
B29	GND	B29	A29	PERp3	B27
B30	RSVD	B30	A30	PERn3	B28
B31	PRSNT#2	B31	A31	GND	A31
B32	GND	B32	A32	RSVD	A32
END OF X4 CONNECTOR					

SEE NOTES 4 & 5

TABLE 6 (CONT)					
B33	PETp4	A35	A33	RSVD	A33
B34	PETn4	A36	A34	GND	A34
B35	GND	B35	A35	PERp4	B33
B36	GND	B36	A36	PERn4	B34
B37	PETp5	A39	A37	GND	A37
B38	PETn5	A40	A38	GND	A38
B39	GND	B39	A39	PERp5	B37
B40	GND	B40	A40	PERn5	B38
B41	PETp6	A43	A41	GND	A41
B42	PETn6	A44	A42	GND	A42
B43	GND	B43	A43	PERp6	B41
B44	GND	B44	A44	PERn6	B42
B45	PETp7	A47	A45	GND	A45
B46	PETn7	A48	A46	GND	A46
B47	GND	B47	A47	PERp7	B45
B48	PRSNT#2	B48	A48	PERn7	B46
B49	GND	B49	A49	GND	A49
END OF X8 CONNECTOR					
B50	PETp8	A52	A50	RSVD	A50
B51	PETn8	A53	A51	GND	A51
B52	GND	B52	A52	PERp8	B50
B53	GND	B53	A53	PERn8	B51
B54	PETp9	A56	A54	GND	A54
B55	PETn9	A57	A55	GND	A55
B56	GND	B56	A56	PERp9	B54
B57	GND	B57	A57	PERn9	B55
B58	PETp10	A60	A58	GND	A58
B59	PETn10	A61	A59	GND	A59
B60	GND	B60	A60	PERp10	B58
B61	GND	B61	A61	PERn10	B59
B62	PETp11	A64	A62	GND	A62
B63	PETn11	A65	A63	GND	A63
B64	GND	B64	A64	PERp11	B62
B65	GND	B65	A65	PERn11	B63
B66	PETp12	A68	A66	GND	A66
B67	PETn12	A69	A67	GND	A67
B68	GND	B68	A68	PERp12	B66
B69	GND	B69	A69	PERn12	B67
B70	PETp13	A72	A70	GND	A70
B71	PETn13	A73	A71	GND	A71
B72	GND	B72	A72	PERp13	B70
B73	GND	B73	A73	PERn13	B71
B74	PETp14	A76	A74	GND	A74
B75	PETn14	A77	A75	GND	A75
B76	GND	B76	A76	PERp14	B74
B77	GND	B77	A77	PERn14	B75
B78	PETp15	A80	A78	GND	A78
B79	PETn15	A81	A79	GND	A79
B80	GND	B80	A80	PERp15	B78
B81	PRSNT#2	B81	A81	PERn15	B79
B82	RSVD	B82	A82	GND	A82
END OF X16 CONNECTOR					

**PROPRIETARY NOTE**  
 THIS DOCUMENT CONTAINS CONFIDENTIAL AND PROPRIETARY INFORMATION AND ALL DESIGN, MANUFACTURING, REPRODUCTION, USE, PATENT RIGHTS AND SALES RIGHTS ARE EXPRESSLY RESERVED BY SAMTEC, INC. THIS DOCUMENT SHALL NOT BE DISCLOSED, IN WHOLE OR PART, TO ANY UNAUTHORIZED PERSON OR ENTITY NOR REPRODUCED, TRANSFERRED OR INCORPORATED IN ANY OTHER PROJECT IN ANY MANNER WITHOUT THE EXPRESS WRITTEN CONSENT OF SAMTEC, INC.



520 PARK EAST BLVD, NEW ALBANY, IN 47150  
 PHONE: 812-944-6733 FAX: 812-948-5047  
 e-Mail info@SAMTEC.com code 55322

DO NOT SCALE DRAWING

SHEET SCALE: 1:2

DESCRIPTION: PCIEC G4 CABLE ASSEMBLY

DWG. NO. PCIEC-G4-XXX-XXXX-XX-X-XX

BY: JERRY SU 06/28/2020 SHEET 4 OF 4