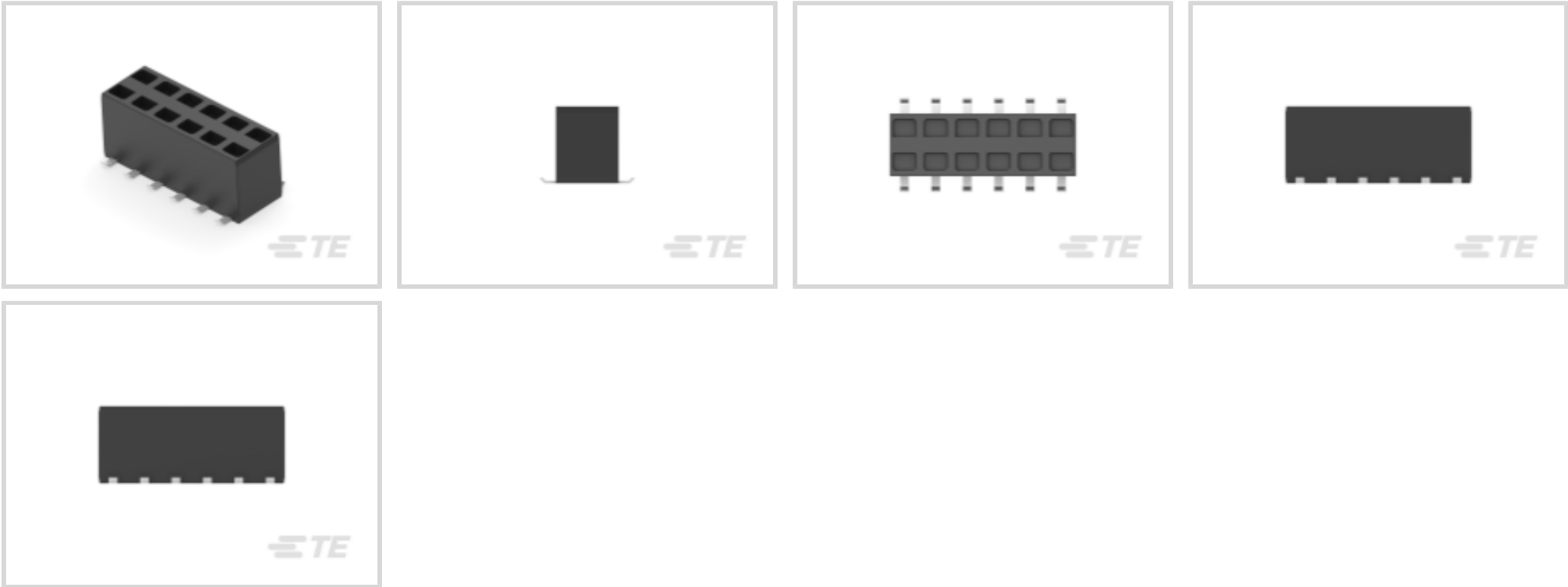




Connectors > PCB Connectors > PCB Headers & Receptacles



PCB Connector Assembly Type: **PCB Mount Receptacle**

PCB Mount Orientation: **Vertical**

Connector System: **Board-to-Board**

Number of Positions: **12**

Number of Rows: **2**

Features

Product Type Features

PCB Connector Assembly Type	PCB Mount Receptacle
Connector System	Board-to-Board
Sealable	No
Connector & Contact Terminates To	Printed Circuit Board

Configuration Features

Stackable	Yes
PCB Mount Orientation	Vertical
Number of Positions	12
Number of Rows	2
Board-to-Board Configuration	Parallel

Body Features

Connector Profile	Standard
Primary Product Color	Black

Contact Features



Contact Protection Type	Closed Entry Housing
Mating Square Post Dimension	.64 mm[.025 in]
PCB Contact Termination Area Plating Material Thickness	2.5 µm[98.42 µin]
Contact Layout	Inline
Mating Pin Diameter	.63 mm[.025 in]
Contact Underplating Material Thickness	1.27 µm[50 µin]
Contact Underplating Material	Nickel
PCB Contact Termination Area Plating Material	Tin
Contact Base Material	Phosphor Bronze
Contact Mating Area Plating Material	Gold
Contact Mating Area Plating Material Thickness	.762 µm[30 µin]
Contact Type	Socket
Contact Current Rating (Max)	3 A

Termination Features

Rectangular Termination Post & Tail Thickness	.2 mm[.008 in]
Rectangular Termination Post & Tail Width	.7 mm[.027 in]
Termination Method to PCB	Surface Mount

Mechanical Attachment

Mating Alignment	Without
PCB Mount Retention	Without
PCB Mount Alignment	Without
Connector Mounting Type	Board Mount

Housing Features

Mating Entry Location	Bottom & Top
Centerline (Pitch)	2.54 mm[.1 in]
Housing Material	LCP (Liquid Crystal Polymer)

Dimensions

Connector Height	6.2 mm[.244 in]
Row-to-Row Spacing	2.54 mm[.1 in]
Stack Height	9 mm[.354 in]
PCB Thickness (Recommended)	1.6 mm[.063 in]

Usage Conditions

--	--



Operating Temperature Range	-65 – 125 °C[-85 – 257 °F]
-----------------------------	----------------------------

Operation/Application

Solder Process Feature	Board Standoff
Circuit Application	Signal

Industry Standards

UL Flammability Rating	UL 94V-0
------------------------	----------

Packaging Features

Packaging Quantity	600
Packaging Method	Reel

Product Compliance

For compliance documentation, visit the product page on [TE.com](#)>

EU RoHS Directive 2011/65/EU	Compliant
EU ELV Directive 2000/53/EC	Compliant
China RoHS 2 Directive MIIT Order No 32, 2016	No Restricted Materials Above Threshold
EU REACH Regulation (EC) No. 1907/2006	Current ECHA Candidate List: JUNE 2024 (241) Candidate List Declared Against: JUNE 2024 (241) Does not contain REACH SVHC
Halogen Content	Low Halogen - Br, Cl, F, I < 900 ppm per homogenous material. Also BFR/CFR/PVC Free
Solder Process Capability	Reflow solder capable to 260°C

Product Compliance Disclaimer

This information is provided based on reasonable inquiry of our suppliers and represents our current actual knowledge based on the information they provided. This information is subject to change. The part numbers that TE has identified as EU RoHS compliant have a maximum concentration of 0.1% by weight in homogenous materials for lead, hexavalent chromium, mercury, PBB, PBDE, DBP, BBP, DEHP, DIBP, and 0.01% for cadmium, or qualify for an exemption to these limits as defined in the Annexes of Directive 2011/65/EU (RoHS2). Finished electrical and electronic equipment products will be CE marked as required by Directive 2011/65/EU. Components may not be CE marked. Additionally, the part numbers that TE has identified as EU ELV compliant have a maximum concentration of 0.1% by weight in homogenous materials for lead, hexavalent chromium, and mercury, and 0.01% for cadmium, or qualify for an exemption to these limits as defined in the Annexes of Directive 2000/53/EC (ELV). Regarding the REACH Regulation, the information TE provides on SVHC in articles for this part number is based on the latest European Chemicals Agency (ECHA) 'Guidance on requirements for substances in articles' posted at this URL: <https://echa.europa.eu/guidance-documents/guidance-on-reach>


Compatible Parts



TE Part # 1241050-6
2x6P MOD II BREAK AWAY HDR,SMD, BLISTER



TE Part # 826632-6
6P AMPMODU II PIN HDR




TE Part # 826634-6
MODU HEADER




TE Part # 826656-6
6P AMPMODU II STIFT LEI



TE Part # 826658-6
6P AMPMODU II STIFT LEI




TE Part # 826662-6
6P AMPMODU II STIFT LEI



TE Part # 828132-6
6P MOD2 STIFT LEI



TE Part # 966709-6
2X6P MODU II BREAK AWAY HEADER, SMD



TE Part # 215447-6
BREAK-AWAY

Also in the Series | [AMPMODU HV-100/HV-190](#)

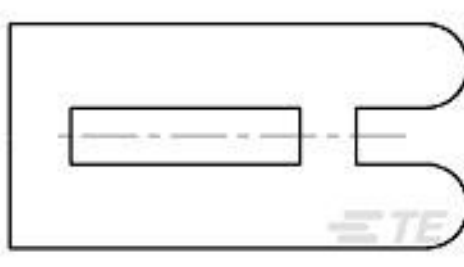


PCB Headers & Receptacles(321)

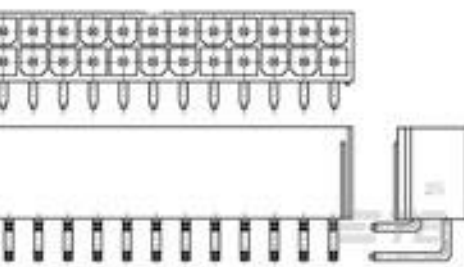
Customers Also Bought



TE Part #1-5745968-5
25 PLUG SP/FMS SCRLK



TE Part #926498-3
MOD2 KODIERSTUECK



TE Part #2-1586042-2
22P VAL-U-LOK R/A HDR V0



TE Part #464431-E
M8 FEMALE, A CODE, 3P, 16.25MM SMT



TE Part #474771-E
M12 FEMALE, X CODE, 8P, 17MM
SMT, CAT6A

TE Part #484074-E
M12 FEMALE, A CODE, 12P, 17MM
SMT

TE Part #484574-E
M12 FEMALE, D CODE, 4P, 17MM
SMT

TE Part #225459-E
M12 MALE, A CODE,RA, 5P THR
FRONT MOUNT

TE Part #2355006-2
Honeywell Shield Cover