

1827625-1 ✓ ACTIVE

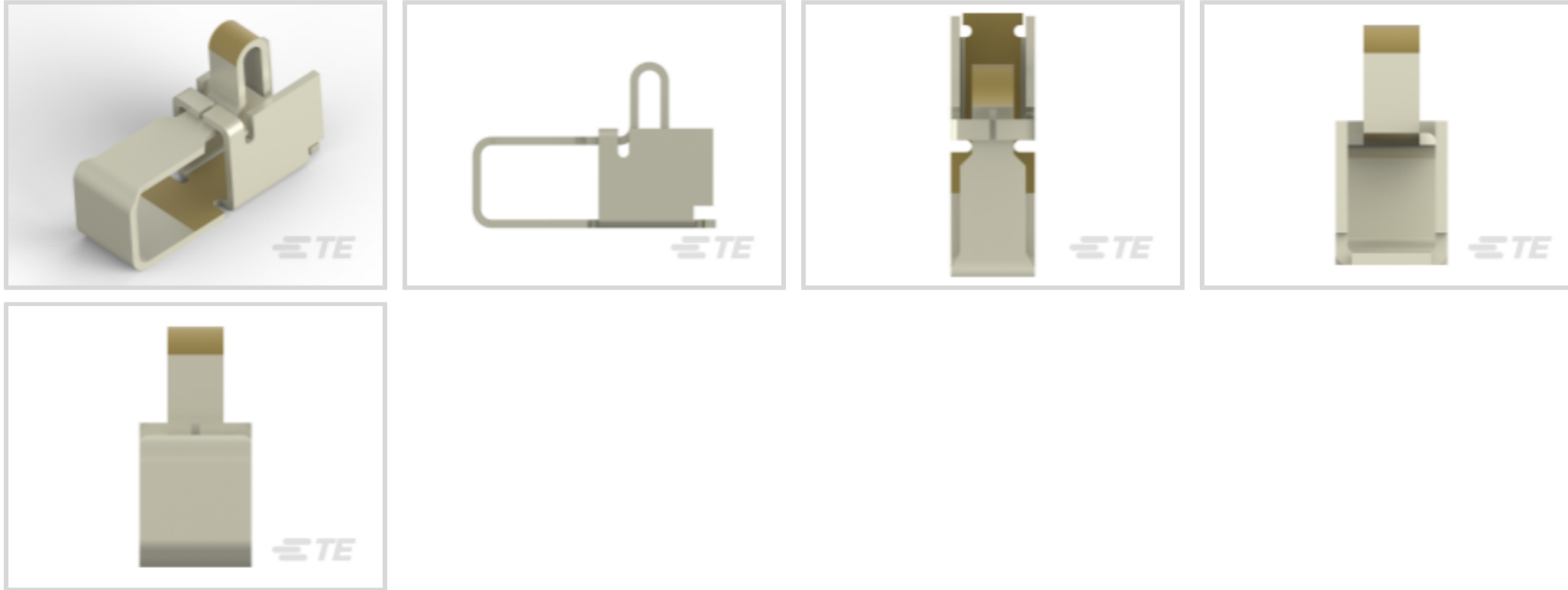
TE Internal #: 1827625-1

Preloaded - C-Clip PCB Spring Contact, Side Protected,
Uncompressed Height 3 mm [.118 in], Length 4.4 mm [.173 in],
Width 1.4 mm [.055 in]

[View on TE.com >](#)



Connectors > Contacts > PCB Spring Contacts



Spring Finger Type: **Preloaded - C-Clip**

Scalable: **No**

Side Protected: **Yes**

Uncompressed Height: **3 mm [.118 in]**

Product Length: **4.4 mm [.173 in]**

Features

Product Type Features

Connector System	Board-to-Board
Connector & Contact Terminates To	Printed Circuit Board
Spring Finger Type	Preloaded - C-Clip
Scalable	No

Configuration Features

Number of Positions	1
Side Protected	Yes

Contact Features

Contact Underplating Material	Nickel
PCB Contact Termination Area Plating Material	Gold
Contact Base Material	Copper Alloy
Contact Working Range (Low)	2 mm[.079 in]
Contact Working Range (High)	2.8 mm[.11 in]
Point of Contact Area Plating Material	Gold



Contact Current Rating (Max)	1.5 A
------------------------------	-------

Dimensions

Uncompressed Height	3 mm [.118 in]
Product Length	4.4 mm [.173 in]
Product Width	1.4 mm [.055 in]

Usage Conditions

Operating Temperature Range	-40 – 85 °C [-40 – 185 °F]
-----------------------------	----------------------------

Operation/Application

Circuit Application	Signal
---------------------	--------

Packaging Features

Packaging Quantity	2500
Packaging Method	Tape & Reel

Product Compliance

[For compliance documentation, visit the product page on TE.com>](#)

EU RoHS Directive 2011/65/EU	Compliant
EU ELV Directive 2000/53/EC	Compliant
China RoHS 2 Directive MIIT Order No 32, 2016	No Restricted Materials Above Threshold
EU REACH Regulation (EC) No. 1907/2006	Current ECHA Candidate List: JUNE 2024 (241) Candidate List Declared Against: JUNE 2024 (241) Does not contain REACH SVHC
Halogen Content	Low Halogen - Br, Cl, F, I < 900 ppm per homogenous material. Also BFR/CFR/PVC Free
Solder Process Capability	Reflow solder capable to 260°C

Product Compliance Disclaimer

This information is provided based on reasonable inquiry of our suppliers and represents our current actual knowledge based on the information they provided. This information is subject to change. The part numbers that TE has identified as EU RoHS compliant have a maximum concentration of 0.1% by weight in homogenous materials for lead, hexavalent chromium, mercury, PBB, PBDE, DBP, BBP, DEHP, DIBP, and 0.01% for cadmium, or qualify for an exemption to these limits as defined in the Annexes of Directive 2011/65/EU (RoHS2). Finished electrical and electronic equipment products will be CE marked as required by Directive 2011/65/EU. Components may not be CE marked. Additionally, the part numbers that TE has identified as EU ELV compliant have a maximum concentration of 0.1% by weight in homogenous materials for lead, hexavalent chromium, and mercury, and 0.01% for cadmium, or qualify for an exemption to these limits as defined in the Annexes of Directive 2000/53/EC (ELV). Regarding the REACH Regulation, the information TE provides on SVHC in articles for this part number is based on the latest European Chemicals Agency (ECHA) 'Guidance on requirements for substances in articles' posted at this URL: <https://echa.europa.eu/guidance-documents/guidance-on-reach>

Compatible Parts



TE Part # 2305018-2
USB TYPE C, REC IPX8 ON BOARD
DUAL SMT

Customers Also Bought



TE Part #5747301-8
37 RCPT SP/FMS INSRT



TE Part #6-173977-4
CT MT REC ASSY 4P BLACK



TE Part #917783-1
2.5 S.D.L POST HDR ASY 5P STD




TE Part #1-5569262-1
STK MJ ASSY, 8POS, 2X4, SHLD, CAT5



TE Part #2306654-3
SPRING FINGER 1.8H




TE Part #1318382-8
025 16POS CAP ASSY H SELECTIVE-TIN




TE Part #1SNA173523R1100
PC81-10



TE Part #225804-E
POWELM STIFT VOLL M4 6 2,54 *
EP 3,0 *



TE Part #5-147424-6
12 MODII VRT DR CE .100 X .100



TE Part #2372928-2
QSFP112 Receptacle Assembly, Au,
Washer

Documents

Product Drawings

SHIELD FINGER 3014 ANTI OVER STRESS TYPE

English

CAD Files

3D PDF



English

Customer View Model

[ENG_CVM_1827625-1_A1.2d_dxf.zip](#)

English

Customer View Model

[ENG_CVM_1827625-1_A1.3d_igs.zip](#)

English

Customer View Model

[ENG_CVM_1827625-1_A1.3d_stp.zip](#)

English

By downloading the CAD file I accept and agree to the [Terms and Conditions](#) of use.

Product Specifications

[Product Specification](#)

English