



Quick Disconnect

880-002R Cable Receptacle with Pigtail Wires and Integral Banding Porch



Series 880 Quick-Disconnect (QDC) cable receptacles are pre-wired and sealed with epoxy. In-line receptacle has integral shield termination platform and Three contact sizes are available with current ratings of 5A, 3A and 1A. Aluminum or stainless steel housings and thermoplastic insulators. High-strength wire with crosslinked ETFE insulation crimped at factory to high performance contacts. Ultraminiature SuperFly® connectors are ideal for soldier systems and other applications where reduced size and weight are critical.

B

Shell Size and Insert Arrangements			
Insert Arrangement	No. of Contacts		
	#23 5A.	Micro 3A.	Nano 1A.
B7N	—	—	7
C10N	—	—	10
C2M2N	—	2	2
D3M	—	3	—
D2W2N	2	—	2
E3W	3	—	—
E4M	—	4	—
E19N	—	—	19
E4M4N	—	4	4
F4W	4	—	—
F7M	—	7	—
F22N	—	—	22
F4M8N	—	4	8
F4W4N	4	—	4
G7W	7	—	—
G10M	—	10	—
G31N	—	—	31
G6M10N	—	6	10
G6M12N	—	6	12
H10W	10	—	—
H37N	—	—	37
H6W14N	6	—	14
J44N	—	—	44
J7W19N	7	—	19
K19M	—	19	—
K13M19N	—	13	19
L22M	—	22	—

First letter of insert arrangement represents connector shell size, as in this example: K13M19N

NOTES

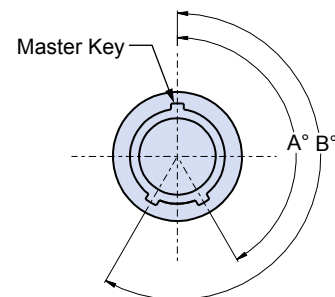
1. See Section A for insert arrangement layouts
2. See Section A for additional finish options

How To Order								
Sample Part Number	880-002R	A	-B7N	-M	004	J	1	-24
Series	880-002R							
Insert Style	A = Unshrouded Contacts B = Shrouded Contacts Shrouded contacts are recessed within the insulator							
Shell Size/Insert Arr. 1	See Shell Size and Insert Arrangement Table							
Material/Finish ²	M = Aluminum/electroless nickel RoHS compliant ZR = Aluminum/zinc-nickel, non-reflective with RoHS compliant black chromate MT = Aluminum/nickel-PTFE RoHS compliant ZMT = Stainless steel/nickel-PTFE RoHS compliant							
Wire AWG	See Wire Code Table							
Wire Type	J = "Space Grade" wire M22759/33 or equivalent (ETFE)							
Wire Color	1 = White 5 = Full Color; 1-10 solid color, 11 and up are striped 7 = 10 Color Repeating; Wire #1 black, Wire #11 black, etc							
Wire Length	Overall length ('L') in inches measured from front of connector							

MOD-686 POLARIZING OPTIONS

Standard SuperFly® connectors have a single master key. Versions with three keys are also available if alternate key positions are required. Add suffix code 686 to the part number per the following example: 880-002RA-B7N-M004J1-24-**686A**

Plug Alternate Key Positions		
Suffix Code	A°	B°
686A	150°	210°
686B	75°	210°
686C	95°	230°
686D	140°	275°
686E	75°	275°
686F	95°	210°





Quick Disconnect

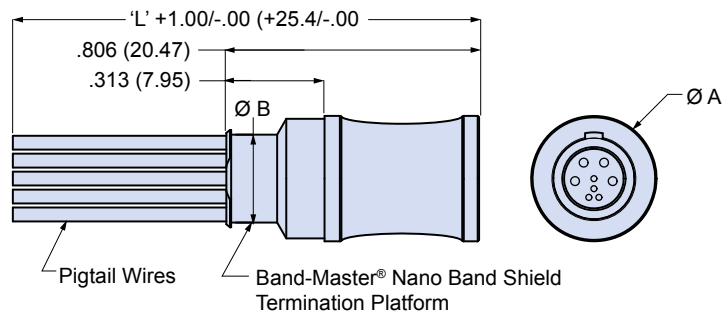
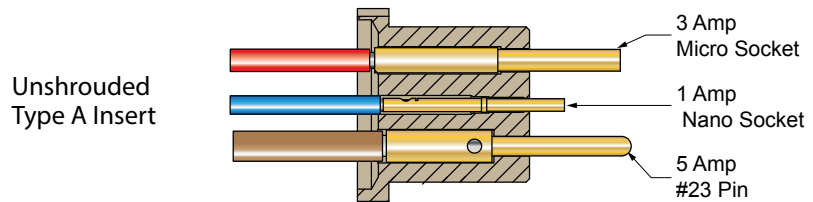
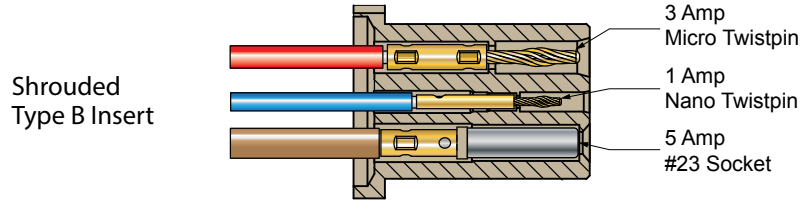


880-002R Cable Receptacle with Pigtail Wires and Integral Banding Porch

ABOUT SHROUDED AND UNSHROUDED SUPERFLY® CONFIGURATIONS

Shrouded contacts are recessed within the insert. Unshrouded contacts extend from the insert face. Shrouded inserts contain 1 amp and 3 amp Twistpin contacts along with 5 amp socket contacts. Unshrouded inserts contain 1 amp and 3 amp sockets and 5 amp pin.

Wire Code Table				
Layouts with 5A. Contacts				
Insert Arrangement	#23 5A.	Micro 3A.	Nano 1A.	Code
E3W, F4W, G7W, H10W	#22	—	—	100
	#24	—	—	200
	#26	—	—	300
Layouts with 5A. and 1A. Contacts				
Insert Arrangement	#23 5A.	Micro 3A.	Nano 1A.	Code
D2W2N, F4W4N, H6W14N, J7W19N	#22	—	#28	104
	#24	—	#28	204
	#26	—	#28	304
	#22	—	#30	105
	#24	—	#30	205
	#26	—	#30	305
	#22	—	#32	106
	#24	—	#32	206
#26	—	#32	306	
Layouts with 3A. Contacts				
Insert Arrangement	#23 5A.	Micro 3A.	Nano 1A.	Code
D3M, E4M F7M, G10M, K19M, L22M	—	#24	—	020
	—	#26	—	030
	—	#28	—	040
	—	#30	—	050
Layouts with 3A. and 1A. Contacts				
Insert Arrangement	#23 5A.	Micro 3A.	Nano 1A.	Code
C2M2N, E4M4N, F4M8N, G6M10N, G6M12N, K13M19N	—	#24	#28	024
	—	#26	#28	034
	—	#28	#28	044
	—	#24	#30	025
	—	#26	#30	035
	—	#28	#30	045
	—	#24	#32	026
—	#26	#32	036	
—	#28	#32	046	
Layouts with 1A. Contacts				
Insert Arrangement	#23 5A.	Micro 3A.	Nano 1A.	Code
B7N, C10N, E19N, F22N, G31N, H37N, J44N	—	—	#28	004
	—	—	#30	005
	—	—	#32	006



Shell Size	Dimensions			
	Ø A MAX		Ø B	
	In.	mm.	In.	mm.
B	.317	8.05	.197	5.00
C	.342	8.69	.222	5.64
D	.355	9.02	.235	5.97
E	.381	9.68	.261	6.63
F	.400	10.16	.280	7.11
G	.422	10.72	.302	7.67
H	.459	11.66	.339	8.61
J	.487	12.37	.369	9.37
K	.509	12.93	.391	9.93
L	.548	13.92	.430	10.92

Mouser Electronics

Authorized Distributor

Click to View Pricing, Inventory, Delivery & Lifecycle Information:

[Glenair:](#)

[880002RAK13M19N-M035J5-24](#) [880-002RB-G10M-M030J5-24](#) [880-002RB-L22M-MT030J5-24](#) [880-002RB-C10N-M005K7-6](#)