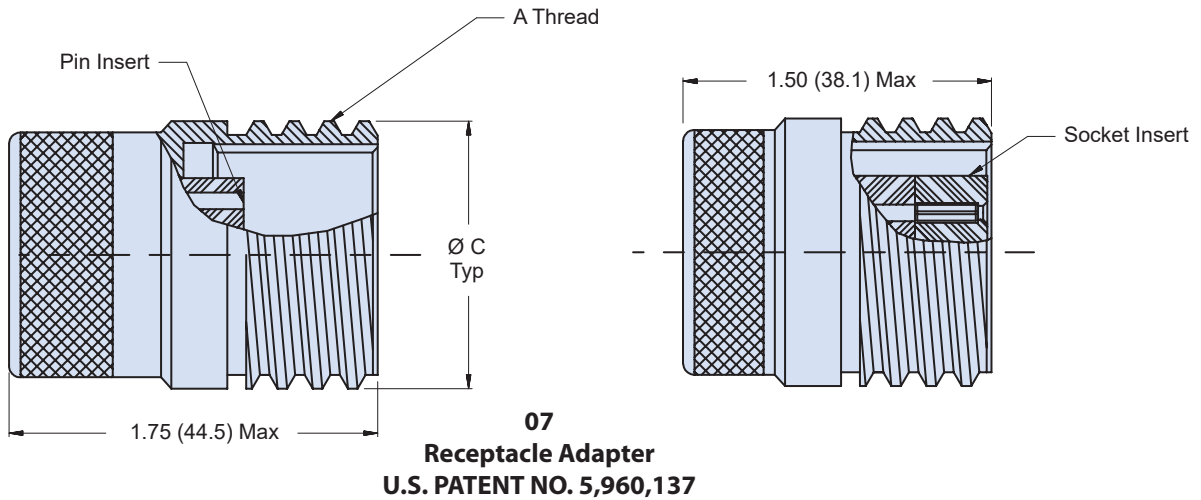
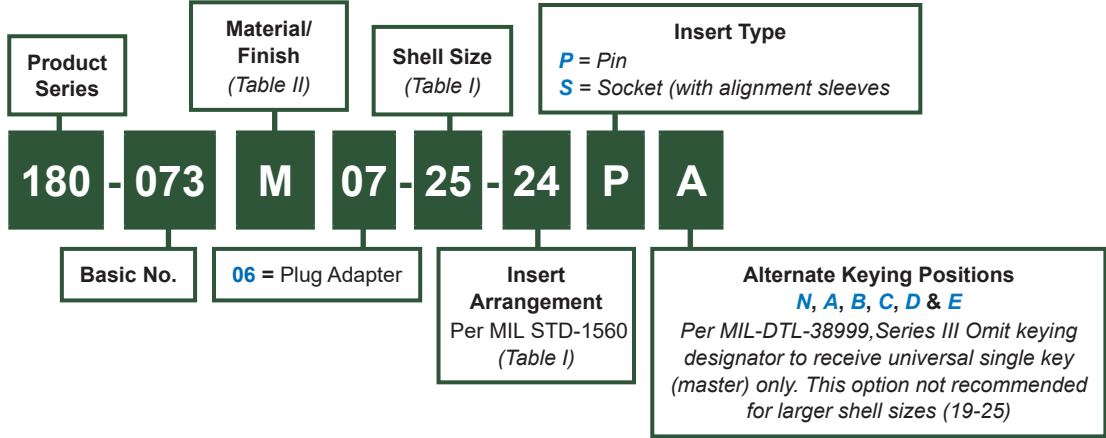




180-073 (07)
Fiber Optic Test Adapter, Receptacle
With Special Insert Arrangement MIL-DTL-38999 Series III

MIL-DTL-38999 test adapter (receptacle)

How To Order



Material and Finish

- Shell: See Table II
- Insert: Hi-Grade Engineering Thermoplastic
- Alignment Sleeve: Zirconia Ceramic
- Retaining Clips: Copper Alloy
- Lock Nut: Al Alloy/Anodize

Notes

- For fiber optic test probe jumper, see Glenair drawing ABC54705
- For fiber optic test probe (low profile, probe-to-probe) jumper see Glenair drawing FO03187
- 25-37 insert cavity spacing too close to probe using one adapter. 2 adapters (25-37A and 25-37B) are required
- Shell size 23 for insert 23-66 only is made of 300 series stainless steel
- Cavity markings applied to rear insert face only

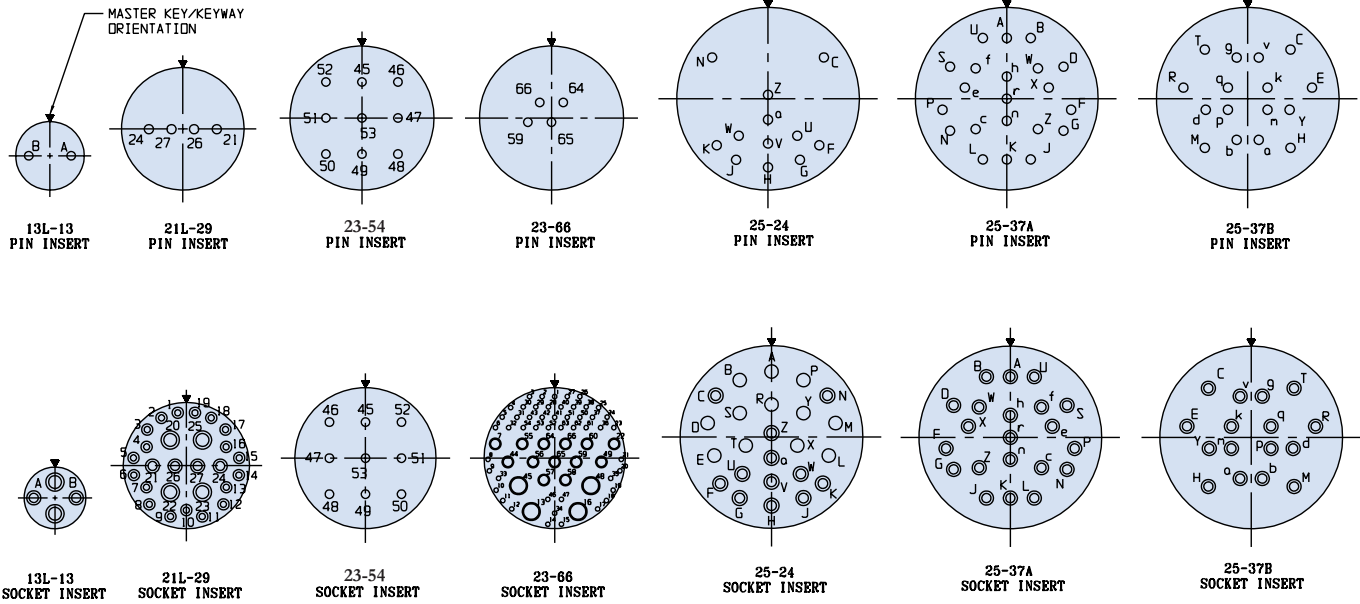
180-073 (07)

Fiber Optic Test Adapter, Receptacle
With Special Insert Arrangement MIL-DTL-38999 Series III



Test Probes
and Kits

FRONT FACE OF PIN AND SOCKET INSERTS SHOWN, REAR SURFACE OPPOSITE



Shell Size	Shell Size Code (Ref)	Insert Arrangement Dash No.	A Thread 0.1P-0.3L-TS-2	Ø C Max
13	C	13L-13	.875 (22.2)	.875 (22.2)
21	G	21L-29	1.375 (34.9)	1.375 (34.9)
23	H	23-54	1.500 (38.1)	1.500 (38.1)
23	H	23-66	1.500 (38.1)	1.500 (38.1)
25	J	25-24	1.625 (41.3)	1.625 (41.3)
25	J	25-37A	1.625 (41.3)	1.625 (41.3)
25	J	25-37B	1.625 (41.3)	1.625 (41.3)

Code	Material	Finish
M	Aluminum Alloy	Electroless Nickel
NF		Cadmium, Olive Drab
Z1	Stainless Steel	Passivate

Mouser Electronics

Authorized Distributor

Click to View Pricing, Inventory, Delivery & Lifecycle Information:

Glenair:

[180-073NF07-25-37APA](#) [180-073NF07-25-37APB](#) [180-073NF07-25-37BPA](#) [180-073M07-25-37APA](#) [180-073M07-25-37APD](#) [180-073M07-25-37BPA](#) [180-073M07-25-37BPD](#) [180-073NF07-23-54S](#) [180-073NF07-25-37APD](#) [180-073NF07-25-37BPB](#) [180-073M07-25-37AP](#) [180-073M07-25-37BP](#) [180-073NF07-23-54P](#) [180-073NF07-25-37AP](#) [180-073NF07-25-37AS](#) [180-073NF07-25-37BP](#) [180-073NF07-25-37BS](#)