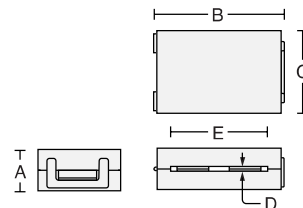


flat cable clamp

WITH FULL OUTER ENCLOSURE. Ferrite assembly in fully enclosed nylon case. Four sizes functional with flat cables up to 64-conductor widths. Internal grip-lock tabs apply pressure on cable to maintain mounting position.

May also be mounted with flat-head screws through the .120" (3,0mm) diameter holes in 1.25" (31,8mm) centers in the bottom by temporarily removing the lower ferrite half. Excellent for flex-circuits.



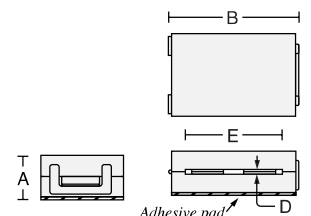
PART No.	A	B	C	D	E	IMPEDANCE IN OHMS
RC28B1729	.670 17,0	2.03 51,6	1.312 33,3	.060 1,5	1.355 34,4	200 @ 100MHz
RC28B2480	.670 17,0	2.76 70,1	1.312 33,3	.060 1,5	2.047 52,0	250 @ 100MHz
RC28B3012	.670 17,0	3.26 82,8	1.312 33,3	.060 1,5	2.540 64,5	286 @ 100MHz
RC28B4340	.755 19,2	4.61 117,1	1.312 33,3	.104 2,6	3.240 82,3	325 @ 100MHz



flat cable clamp

WITH FULL OUTER ENCLOSURE AND ADHESIVE MOUNT. Ferrite assembly in fully enclosed nylon case. Four sizes functional with flat cables up to 64-conductor widths. Internal grip-lock tabs apply pressure on cable to maintain mounting position.

Installs easily on any mounting surface by removing liner from foam adhesive base pad. Excellent for flex-circuits.



PART No.	A	B	C	D	E	IMPEDANCE IN OHMS
RA28B1729	.700 17,8	2.03 51,6	1.312 33,3	.060 1,5	1.355 34,4	200 @ 100MHz
RA28B2480	.700 17,8	2.76 70,1	1.312 33,3	.060 1,5	2.047 52,0	250 @ 100MHz
RA28B3012	.700 17,8	3.26 82,8	1.312 33,3	.060 1,5	2.540 64,5	286 @ 100MHz
RA28B4340	.785 19,9	4.61 117,1	1.312 33,3	.104 2,6	3.240 82,3	325 @ 100MHz

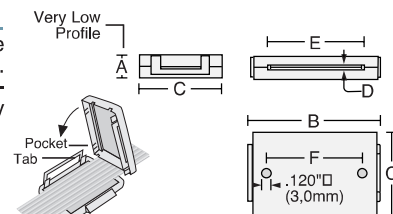


low profile flat cable clamp

SLIM-LINE FLAT CABLE CLAMP WITH CABLE GRIP OPENINGS. Ferrite pair snaps together into the lowest profile nylon enclosure available. Three sizes accommodate flat cables up to 40-conductors. Internal grip-lock tabs maintain mounting position. Mounts also with flat-head screws through the .120" (3,0mm) diameter holes in the bottom by temporarily removing the lower ferrite half.

Excellent for flex-circuits.

1. Place cable over lower half.
2. Align tabs and pockets on one end.
3. Rotate top half onto bottom clipping both sides in one smooth motion.



PART No.	A	B	C	D	E	F	IMPEDANCE IN OHMS
RC28B0765	.370 9,4	1.065 27,1	1.312 33,3	.038 0,97	.547 13,9	.250 6,4	142 @ 100MHz
RC28B1265	.370 9,4	1.560 39,6	1.312 33,3	.038 0,97	1.047 26,6	.750 19,1	148 @ 100MHz
RC28B2265	.370 9,4	2.560 65,0	1.312 33,3	.038 0,97	2.047 52,0	1.750 44,5	154 @ 100MHz

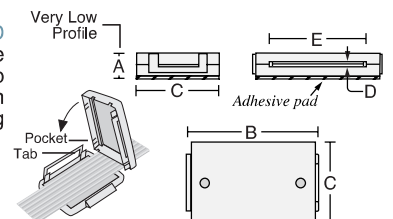


low profile flat cable clamp

SLIM-LINE FLAT CABLE CLAMP WITH CABLE GRIP OPENINGS AND ADHESIVE MOUNT. Ferrite pair snaps together into the lowest profile nylon enclosure available. Three sizes accommodate flat cables up to 40-conductors. Internal grip-lock tabs apply pressure on cable to maintain mounting position. Installs easily on any mounting surface by removing liner from foam adhesive base pad.

Excellent for flex-circuits.

1. Place cable over lower half.
2. Align tabs and pockets on one end.
3. Rotate top half onto bottom clipping both sides in one smooth motion.



PART No.	A	B	C	D	E	IMPEDANCE IN OHMS
RA28B0765	.400 10,2	1.065 27,1	1.312 33,3	.038 0,97	.547 13,9	142 @ 100MHz
RA28B1265	.400 10,2	1.560 39,6	1.312 33,3	.038 0,97	1.047 26,6	148 @ 100MHz
RA28B2265	.400 10,2	2.560 65,0	1.312 33,3	.038 0,97	2.047 52,0	154 @ 100MHz

