


# HBH, HBV, HBW

## 1/4" x 1 1/4" and 5 mm x 20 mm fuse holders



### Product features

- For 1/4" x 1 1/4" and 5 x 20mm fuses
- Fuse carriers are interchangeable
- Carriers are color coded for easy identification:
  - Gray for 1/4" diameter fuses
  - Black for 5mm fuses
- Vertical and horizontal body mounting versions
- Fuse carrier and knob are spring loaded bayonet type with screwdriver slot
- "Kicked" terminals (all models) for optimum wave-soldering
- Stabilizer pins on HBV model
- High dielectric molded thermoplastic meets UL 94V0

### Agency information

- CE, VDE 4009241 (HBV, HBW) SEMKO 800444
- UL Recognized: IZLT2, E14853
- CSA Certified: Class 6225-01, File 47235

### Resistance ratings

- Insulation resistance: 10,000 megaohm at 500 Vdc
- Contact resistance: Less than 0.005 ohms at 200 mV

### Dielectric strength

- Dielectric strength: Over 200 V/mil

### Environmental data

- Operating Temperature: (-40 °C to + 85 °C )
- Temperature rating (RTI): The mounting body for all devices has a temperature rating of 150 °C. The knob for all devices has a temperature rating of 130 °C.



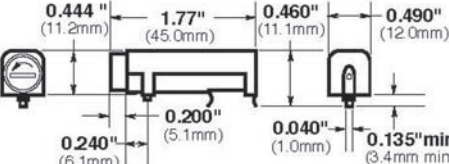
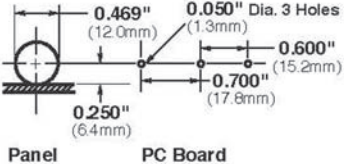
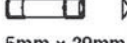

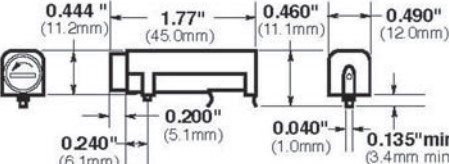
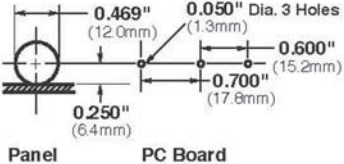


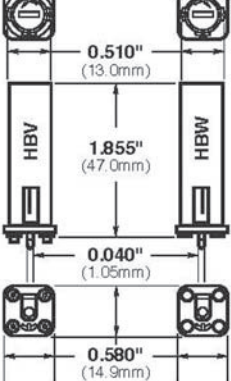
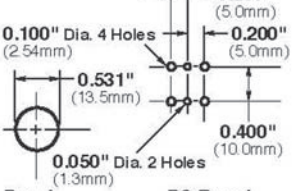


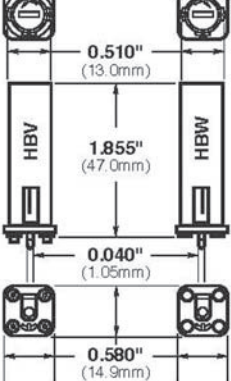
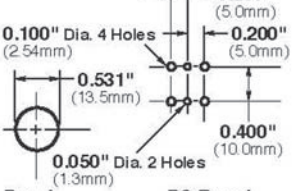


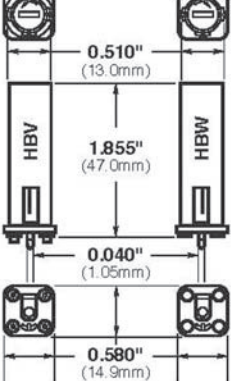
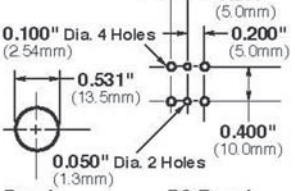


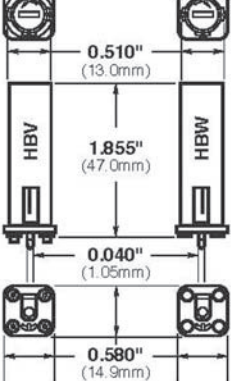
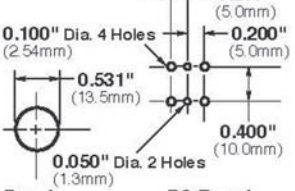
### Ordering

- Specify packaging, product, and option code

Catalog Number	Fuse Holder		Voltage Rating Volts	Current Rating (amps) Agency Approval			
	Body Mount	Carrier Size		UL	CSA	VDE	SEMKO
HBH-I	Horizontal	1/4" x 1 1/4"	250	16	12	–	10
HBH-M	Horizontal	5 x 20mm	250	16	12	–	10
HBV-I	Vertical w/ Stability Pins	1/4" x 1 1/4"	250	16	12	6.3	10
HBV-M	Vertical w/ Stability Pins	5 x 20mm	250	16	12	6.3	10
HBW-I	Vertical w/o Stability Pins	1/4" x 1 1/4"	250	16	12	6.3	10
HBW-M	Vertical w/o Stability Pins	5 x 20mm	250	16	12	6.3	10
HBH	Horizontal	na	250	16	12	–	10



Powering Business Worldwide

Model	Fuse Size	Cat. No. (Carrier & Body)	Agency Listings	Dimensions (±.005", ±.13mm)	Mounting Dimensions
Horizontal Mount			U.L. CSA VDE SEMKO		
	1/4" x 1 1/4"	HBH-I			
Horizontal Mount			U.L. CSA VDE SEMKO		
	5mm x 20mm	HBH-M			
Vertical Mount With Stability Pins			U.L. CSA VDE SEMKO		
	1/4" x 1 1/4"	HBV-I			
Vertical Mount With Stability Pins			U.L. CSA VDE SEMKO		
	5mm x 20mm	HBV-M			
Vertical Mount Without Stability Pins			U.L. CSA VDE SEMKO		
	1/4" x 1 1/4"	HBW-I			
Vertical Mount Without Stability Pins			U.L. CSA VDE SEMKO		
	5mm x 20mm	HBW-M			

NOTE: Carriers do not fit panel-mounted fuseholders.

Packaging Code	
Packaging Code Prefix	Description
Blank	10 fuse holders packed into a carton
BK	100 fuse holders packed into a cardboard shelf package
Option Code	
Option Code Suffix	Description
-R	RoHS compliant version

Life Support Policy: Eaton does not authorize the use of any of its products for use in life support devices or systems without the express written approval of an officer of the Company. Life support systems are devices which support or sustain life, and whose failure to perform, when properly used in accordance with instructions for use provided in the labeling, can be reasonably expected to result in significant injury to the user.

Eaton reserves the right, without notice, to change design or construction of any products and to discontinue or limit distribution of any products. Eaton also reserves the right to change or update, without notice, any technical information contained in this bulletin.

Eaton  
Electronics Division  
1000 Eaton Boulevard  
Cleveland, OH 44122  
United States  
www.eaton.com/electronics

© 2017 Eaton  
All Rights Reserved  
Printed in USA  
Publication No. 2118 BU-SB08247  
May 2017

Eaton is a registered trademark.

All other trademarks are property of their respective owners.