

POWR-GARD® Blocks and Holders

POWR-BLOK®

Distribution Blocks • Splicer Blocks • Covers



Description

POWR-BLOK power distribution blocks offer a safe, convenient way of splicing cables, providing a fixed junction tap-off point or splitting primary power into secondary circuits. Lx2xxx-DIN series offers integral DIN-rail mount and an optional hinged safety cover. These blocks can be utilized wherever power needs to be distributed to more than one load.

Optional power distribution block covers provide protection against accidental shorting between poles caused by loose wires, tools, or other conductive material. They also protect personnel from accidentally contacting energized connectors.

Connectors

Box lug connectors are designed for use with a single or multiple, solid or class B or C stranded conductor. For UL approved use of more than one conductor per connector opening, contact Littelfuse Technical Service at 1-800-TEC-FUSE or techline@littelfuse.com.

Ampere Ratings

The ampere rating per pole for power distribution blocks is based on the line ampacity of 75 °C insulated conductors per NEC Table 310.16. If 60 °C insulated conductors are used, load must not exceed the ampacity of 60 °C conductors. Use of conductors rated in excess of 75 °C is permitted (for example 90 °C), however, load must not exceed the ampacity of 75 °C conductors.

Applications

- Heating, air conditioning and refrigeration systems
- Elevator systems
- Material handling equipment
- Control panels, motor controls and switchgear

Specifications

Voltage Rating	600 V
Current Rating	Based on NEC Table 310.16, using 75 °C copper wire
SCCR	Consult Littelfuse
Material	Phenolic rated at 150 °C and thermoplastic rated at 125 °C
Connector	Aluminum: Highly conductive aluminum, tin plated
Flammability Rating	UL94 V-0
Environmental	RoHS compliant
Approvals	UL Recognized, UL Listed, CSA Certified
Applicable Standards	See selection guide

POWR-GARD® Blocks and Holders

POWR-BLOK®

Certification & Compliance

cURus	UL Recognized OLD/OLS Series File: E171395 UL Recognized LFD/LFS Series File: E309688
UL	UL Listed File: E482231
CSA	CSA Certified OLD/OLS Series File: 266563 CSA Certified LFD/LFS Series File: 007316_0_000
RoHS	RoHS 2 Directive 2011/65/EU; Directive (EU) 2015/863
Lead (Pb) free	Yes

Accessories

Hinged Plastic Covers



Thermoplastic Covers



Clear Plastic Covers



Cover Ordering Information

See selection guide to determine which cover is recommended for specific blocks.

ORDERING NUMBER	COVER STYLE
OLCH1321Z	Hinged
OLCH1322Z	Hinged
OLCH1323Z	Hinged
OLCH1341X	Hinged
OLCH1343ZX	Hinged
OLCH1351Z	Hinged
LPBC1441	Thermoplastic
LPBC1442	Thermoplastic
LPBC1444	Thermoplastic
LPBC23	Clear
LPBC51	Clear
LPBC52	Clear
LPBC53	Clear



















































Block Ordering Information

See selection guide below

POWR-GARD® Blocks and Holders

POWR-BLOK®

Distribution Block Selection Guide

AMPERAGE PER POLE	POLES	CONNECTOR MATERIAL	LINE CONNECTION				LOAD CONNECTION				FIGURE	ORDERING NUMBER	COVER ORDERING NUMBER *	BASE TEMPERATURE RATING	UL LISTED (UL1963)	UL RECOGNIZED (UL1059)	CSA		
			CONNECTOR IMAGE	OPENINGS PER POLE	LUG TYPE	WIRE RANGE	TORQUE RANGE	CONNECTOR IMAGE	OPENINGS PER POLE	LUG TYPE								WIRE RANGE	TORQUE RANGE
115	1	AL		1	Slotted	#2 - #14	35-50 in-lbs		4	Slotted	#10 - #18	7 in-lbs	8	OLD14401Z	LPBC1441	125 °C	-	•	•
115	2	AL		1	Slotted	#2 - #14	35-50 in-lbs		4	Slotted	#10 - #18	7 in-lbs	8	OLD14402Z	LPBC1442	125 °C	-	•	•
115	3	AL		1	5/32" Hex	#2 - #14	35-50 in-lbs		4	5/64" Hex	#10 - #18	7 in-lbs	2	OLD14403Z	-	125 °C	-	•	•
115	4	AL		1	Slotted	#2 - #14	35-50 in-lbs		4	Slotted	#10 - #18	7 in-lbs	8	OLD14404Z	LPBC1444	125 °C	-	•	•
175	2	AL		1	3/16" Hex	2/0 - #14	40-120 in-lbs		4	1/8" Hex	#4 - #14	35 in-lbs	3	LFD25702Z	-	150 °C	-	•	•
175	3	AL		1	3/16" Hex	2/0 - #14	40-120 in-lbs		4	1/8" Hex	#4 - #14	35 in-lbs	3	LFD25703Z**	LPBC23	150 °C	-	•	•
175	1	AL		1	3/16" Hex	2/0 - #14	35-120 in-lbs		4	Slotted	#4 - #14	35 in-lbs	4	OLD25701ZXDIN	OLCH1321Z	125 °C	-	•	•
175	2	AL		1	3/16" Hex	2/0 - #14	35-120 in-lbs		4	Slotted	#4 - #14	35 in-lbs	4	OLD25702ZXDIN	OLCH1322Z	125 °C	-	•	•
175	3	AL		1	3/16" Hex	2/0 - #14	35-120 in-lbs		4	Slotted	#4 - #14	35 in-lbs	4	OLD25703ZXDIN	OLCH1323Z	125 °C	-	•	•
175	3	AL		1	3/16" Hex	2/0 - #14	40-120 in-lbs		6	1/8" Hex	#4 - #14	35 in-lbs	1	LFD04013Z**	-	125 °C	-	•	•
175	1	AL		1	5/16" Hex	2/0 - #14	35-120 in-lbs		6	1/8" Hex	#4 - #14	35 in-lbs	4	OLD25801ZXDIN	OLCH1321Z	125 °C	-	•	•
175	2	AL		1	5/16" Hex	2/0 - #14	35-120 in-lbs		6	1/8" Hex	#4 - #14	35 in-lbs	4	OLD25802ZXDIN	OLCH1322Z	125 °C	-	•	•
175	3	AL		1	5/16" Hex	2/0 - #14	35-120 in-lbs		6	1/8" Hex	#4 - #14	35 in-lbs	4	OLD25803ZXDIN	OLCH1323Z	125 °C	-	•	•
310	3	AL		1	5/16" Hex	350 kcmil - #6	275 in-lbs		2	3/16" Hex	2/0 - #14	35-120 in-lbs	9	OLD45543ZX	OLCH1343ZX	125 °C	•	-	-
335	1	AL		1	5/16" Hex	400 kcmil - #6	275 in-lbs		6	5/32" Hex	#2 - #14	35-50 in-lbs	9	OLD45531ZX	OLCH1341ZX	125 °C	•	-	-
335	3	AL		1	5/16" Hex	400 kcmil - #6	275 in-lbs		6	5/32" Hex	#2 - #14	35-50 in-lbs	9	OLD45533ZX	OLCH1343ZX	125 °C	•	-	-
350	1	AL		2	3/16" Hex	2/0 - #14	35-120 in-lbs		6	1/8" Hex	#4 - #14	35 in-lbs	9	OLD45551ZX	OLCH1341ZX	125 °C	•	-	-
350	3	AL		2	3/16" Hex	2/0 - #14	35-120 in-lbs		6	1/8" Hex	#4 - #14	35 in-lbs	9	OLD45553ZX	OLCH1343ZX	125 °C	•	-	-
350	3	AL		2	3/16" Hex	2/0 - #14	40-120 in-lbs		6	1/8" Hex	#4 - #14	35 in-lbs	5	LFD35553Z	-	150 °C	-	•	•
380	3	AL		1	3/8" Hex	500 kcmil - #6	375 in-lbs		4	5/32" Hex	#2 - #14	35-50 in-lbs	5	LFD35523Z	-	150 °C	-	•	•
380	3	AL		1	3/8" Hex	500 kcmil - #6	375 in-lbs		6	5/32" Hex	#2 - #14	40-50 in-lbs	5	LFD35533Z	-	150 °C	-	•	•
380	1	AL		1	3/8" Hex	500 kcmil - #4	375 in-lbs		6	3/16" Hex	2/0 - #14	35-120 in-lbs	6	OLD55791Z	LPBC51	150 °C	-	•	•
380	2	AL		1	3/8" Hex	500 kcmil - #4	375 in-lbs		6	3/16" Hex	2/0 - #14	35-120 in-lbs	6	OLD55792Z	LPBC52	150 °C	-	•	•
380	3	AL		1	3/8" Hex	500 kcmil - #4	375 in-lbs		6	3/16" Hex	2/0 - #14	35-120 in-lbs	6	LFD55793Z	LPBC53	150 °C	-	•	•
380	3	AL		1	3/8" Hex	500 kcmil - #4	375 in-lbs		12	5/32" Hex	#2 - #14	40-50 in-lbs	6	LFD55523Z	LPBC53	150 °C	-	•	•

Note: AL = Aluminum

* Covers sold separately.

** Multiple wire rated on load side.

Contact Littelfuse Technical Service at 1-800-832-3873 or techline@Littelfuse.com for additional information.

POWR-GARD® Blocks and Holders

POWR-BLOK®

Distribution Block Selection Guide (Continued)

AMPERAGE PER POLE	POLES	CONNECTOR MATERIAL	LINE CONNECTION				LOAD CONNECTION				FIGURE	ORDERING NUMBER	COVER ORDERING NUMBER*	BASE TEMPERATURE RATING	UL LISTED (UL1963)	UL RECOGNIZED (UL1059)	CSA		
			CONNECTOR IMAGE	OPENINGS PER POLE	LUG TYPE	WIRE RANGE	TORQUE RANGE	CONNECTOR IMAGE	OPENINGS PER POLE	LUG TYPE								WIRE RANGE	TORQUE RANGE
420	1	AL		1	1/2" Hex	600 kcmil- #2	375 in-lbs		8	5/32" Hex	#2 - #14	35-50 in-lbs	9	OLD45851ZX	OLCH1341ZX	125 °C	•	-	-
420	3	AL		1	1/2" Hex	600 kcmil- #2	375 in-lbs		8	5/32" Hex	#2 - #14	35-50 in-lbs	9	OLD45853ZX	OLCH1343ZX	125 °C	•	-	-
420	1	AL		1	1/2" Hex	600 kcmil- #2	375 in-lbs		3	3/16" Hex	1/0 - #14	35-120 in-lbs	9	OLD45881ZX	OLCH1341ZX	125 °C	•	-	-
420	3	AL		1	1/2" Hex	600 kcmil- #2	375 in-lbs		6	5/32" Hex	#2 - #14	35-50 in-lbs							
420	1	AL		1	1/2" Hex	600 kcmil- #2	375 in-lbs		3	3/16" Hex	1/0 - #14	35-120 in-lbs	9	OLD45883ZX	OLCH1343ZX	125 °C	•	-	-
420	3	AL		1	1/2" Hex	600 kcmil- #2	375 in-lbs		6	5/32" Hex	#2 - #14	35-50 in-lbs							
420	1	AL		1	1/2" Hex	600 kcmil- #2	375 in-lbs		12	1/8" Hex	#4 - #14	35 in-lbs	9	OLD45951ZX	OLCH1341ZX	125 °C	•	-	-
420	3	AL		1	1/2" Hex	600 kcmil- #2	375 in-lbs		12	1/8" Hex	#4 - #14	35 in-lbs	9	OLD45953ZX	OLCH1343ZX	125 °C	•	-	-
510	1	AL		2	5/16" hex	250 kcmil - #6	275 in-lbs		12	1/8" Hex	#4 - #14	35 in-lbs	9	OLD45961ZX	OLCH1341ZX	125 °C	•	-	-
510	3	AL		2	5/16" hex	250 kcmil - #6	275 in-lbs		12	1/8" Hex	#4 - #14	35 in-lbs	9	OLD45963ZX	OLCH1343ZX	125 °C	•	-	-
760	1	AL		2	3/8" Hex	500 kcmil - #6	375 in-lbs		8	5/16" Hex	2/0 - #14	35-120 in-lbs	6	OLD55861Z	LPBC51	150 °C	-	•	•
760	2	AL		2	3/8" Hex	500 kcmil - #6	375 in-lbs		8	5/16" Hex	2/0 - #14	35-120 in-lbs	6	OLD55862Z	LPBC52	150 °C	-	•	•
760	3	AL		2	3/8" Hex	500 kcmil - #4	375 in-lbs		8	3/16" Hex	2/0 - #14	40-120 in-lbs	6	LFD55863Z	LPBC53	150 °C	-	•	•
760	1	AL		2	3/8" Hex	500 kcmil - #6	375 in-lbs		12	Slotted	#4 - #14	35 in-lbs	6	OLD55921Z**	LPBC51	150 °C	-	•	•
760	2	AL		2	3/8" Hex	500 kcmil - #6	375 in-lbs		12	Slotted	#4 - #14	35 in-lbs	6	OLD55922Z**	LPBC52	150 °C	-	•	•
760	3	AL		2	3/8" Hex	500 kcmil - #4	375 in-lbs		12	1/8" Hex	#4 - #14	35 in-lbs	6	LFD55923Z	LPBC53	150 °C	-	•	•
760	3	AL		2	1/2" Hex	500 kcmil - #6	375 in-lbs		12	Slotted	#2 - #14	35-50 in-lbs	6	OLD54083Z	LPBC53	150 °C	-	•	•
840	3	AL		2	1/2" Hex	600 kcmil- #2	375 in-lbs		4	5/16" Hex	3/0 - #6	120 in-lbs	6	OLD54113Z	LPBC53	150 °C	-	•	-
									4	Slotted	#4 - #14	35 in-lbs							
950	1	AL		2	9/16" Hex	750 kcmil - 1/0	600 in-lbs		10	3/16" Hex	2/0 - #14	50-120 in-lbs	7	OLD57041Z	OLCH1351Z	125 °C	•	-	-
950	3	AL		2	9/16" Hex	750 kcmil - 1/0	600 in-lbs		10	3/16" Hex	2/0 - #14	50-120 in-lbs	7	OLD57043Z	OLCH1351Z	125 °C	•	-	-
950	1	AL		2	9/16" Hex	750 kcmil - 1/0	600 in-lbs		3	5/16" Hex	250 kcmil - #6	275 in-lbs	7	OLD57051Z	OLCH1351Z	125 °C	•	-	-
950	3	AL		2	9/16" Hex	750 kcmil - 1/0	600 in-lbs		12	5/32" Hex	#2 - #14	40-50 in-lbs							
950	1	AL		2	9/16" Hex	750 kcmil - 1/0	600 in-lbs		3	5/16" Hex	250 kcmil - #6	275 in-lbs	7	OLD57053Z	OLCH1351Z	125 °C	•	-	-
950	3	AL		2	9/16" Hex	750 kcmil - 1/0	600 in-lbs		12	5/32" Hex	#2 - #14	40-50 in-lbs							
950	1	AL		2	9/16" Hex	750 kcmil - 1/0	600 in-lbs		4	1/4" Hex	3/0 - #6	180 in-lbs	7	OLD57071Z	OLCH1351Z	125 °C	•	-	-
950	3	AL		2	9/16" Hex	750 kcmil - 1/0	600 in-lbs		12	5/32" Hex	#2 - #14	40-50 in-lbs							
950	1	AL		2	9/16" Hex	750 kcmil - 1/0	600 in-lbs		4	1/4" Hex	3/0 - #6	180 in-lbs	7	OLD57073Z	OLCH1351Z	125 °C	•	-	-
950	3	AL		2	9/16" Hex	750 kcmil - 1/0	600 in-lbs		12	5/32" Hex	#2 - #14	40-50 in-lbs							

Note: AL = Aluminum

* Covers sold separately.






















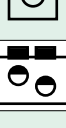


















** Multiple wire rated on load side.

Contact Littelfuse Technical Service at 1-800-832-3873 or techline@Littelfuse.com for additional information.

POWR-GARD® Blocks and Holders

POWR-BLOK®

Splicer Block Selection Guide

AMPERAGE PER POLE	POLES	CONNECTOR MATERIAL	LINE CONNECTION				LOAD CONNECTION				FIGURE	ORDERING NUMBER	COVER ORDERING NUMBER	BASE TEMPERATURE RATING	UL LISTED (UL1963)	UL RECOGNIZED (UL1059)	CSA		
			CONNECTOR IMAGE	OPENINGS PER POLE	LUG TYPE	WIRE RANGE	TORQUE RANGE	CONNECTOR IMAGE	OPENINGS PER POLE	LUG TYPE								WIRE RANGE	TORQUE RANGE
115	1	AL		1	Slotted	#2 - #14	35-50 in-lbs		1	Slotted	#2 - #14	35-50 in-lbs	8	OLS13301Z	LPBC1441	125 °C	-	•	•
115	2	AL		1	Slotted	#2 - #14	35-50 in-lbs		1	Slotted	#2 - #14	35-50 in-lbs	8	OLS13302Z	LPBC1442	125 °C	-	•	•
115	3	AL		1	5/32" Hex	#2 - #14	40-50 in-lbs		1	5/32" Hex	#2 - #14	40-50 in-lbs	2	LFS13003Z	-	125 °C	-	•	•
115	4	AL		1	Slotted	#2 - #14	35-50 in-lbs		1	Slotted	#2 - #14	35-50 in-lbs	8	OLS13304Z	LPBC1444	125 °C	-	•	•
175	3	AL		1	3/16" Hex	2/0 - #14	40-120 in-lbs		1	3/16" Hex	2/0 - #14	40-120 in-lbs	3	LFS25723Z	LPBC23	150 °C	-	•	•
175	1	AL		1	5/16" Hex	2/0 - #14	35-120 in-lbs		1	5/16" Hex	2/0 - #14	35-120 in-lbs	4	OLS25721ZXDIN	OLCH1321Z	125 °C	-	•	•
175	2	AL		1	5/16" Hex	2/0 - #14	35-120 in-lbs		1	5/16" Hex	2/0 - #14	35-120 in-lbs	4	OLS25722ZXDIN	OLCH1322Z	125 °C	-	•	•
175	3	AL		1	5/16" Hex	2/0 - #14	35-120 in-lbs		1	5/16" Hex	2/0 - #14	35-120 in-lbs	4	OLS25723ZXDIN	OLCH1323Z	125 °C	-	•	•
310	1	AL		1	5/16" Hex	350 kcmil - #6	275 in-lbs		1	5/16" Hex	350 kcmil - #6	275 in-lbs	9	OLS45821ZX	OLCH1341ZX	125 °C	•	-	-
310	3	AL		1	5/16" Hex	350 kcmil - #6	275 in-lbs		1	5/16" Hex	350 kcmil - #6	275 in-lbs	9	OLS45823ZX	OLCH1343ZX	125 °C	•	-	-
350	3	AL		2	5/16" Hex	2/0 - #14	35-120 in-lbs		2	5/16" Hex	2/0 - #14	35-120 in-lbs	9	OLS43053ZX	OLCH1343ZX	125 °C	•	-	-
420	1	AL		1	1/2" Hex	600 kcmil - #2	375 in-lbs		1	1/2" Hex	600 kcmil - #2	375 in-lbs	9	OLS43601ZX	OLCH1341ZX	125 °C	•	-	-
420	3	AL		1	1/2" Hex	600 kcmil - #2	375 in-lbs		1	1/2" Hex	600 kcmil - #2	375 in-lbs	9	OLS43603ZX	OLCH1343ZX	125 °C	•	-	-
620	3	AL		2	5/16" Hex	350 kcmil - #6	275 in-lbs		2	5/16" Hex	350 kcmil - #6	275 in-lbs	9	OLS43503ZX	OLCH1343ZX	125 °C	•	-	-
620	1	AL		2	5/16" Hex	350 kcmil - #4	275 in-lbs		2	5/16" Hex	350 kcmil - #4	275 in-lbs	6	OLS51291Z	LPBC51	150 °C	-	•	•
620	2	AL		2	5/16" Hex	350 kcmil - #4	275 in-lbs		2	5/16" Hex	350 kcmil - #4	275 in-lbs	6	OLS51292Z	LPBC52	150 °C	-	•	•
620	3	AL		2	5/16" Hex	350 kcmil - #4	275 in-lbs		2	5/16" Hex	350 kcmil - #4	275 in-lbs	6	OLS51293Z	LPBC53	150 °C	-	•	•
760	1	AL		2	3/8" Hex	500 kcmil - #4	375 in-lbs		2	3/8" Hex	500 kcmil - #4	375 in-lbs	6	OLS53011Z	LPBC51	150 °C	-	•	•
760	2	AL		2	3/8" Hex	500 kcmil - #4	375 in-lbs		2	3/8" Hex	500 kcmil - #4	375 in-lbs	6	OLS53012Z	LPBC52	150 °C	-	•	•
760	3	AL		2	3/8" Hex	500 kcmil - #4	375 in-lbs		2	3/8" Hex	500 kcmil - #4	375 in-lbs	6	OLS53013Z	LPBC53	150 °C	-	•	•

Note: AL = Aluminum
* Covers sold separately.

POWR-GARD® Blocks and Holders

POWR-BLOK®

Dimensions Inches (mm)

Figure 1

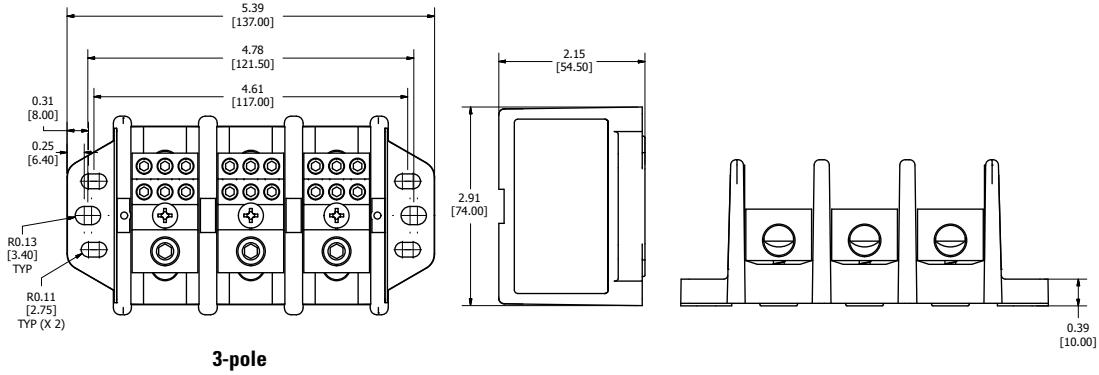


Figure 2

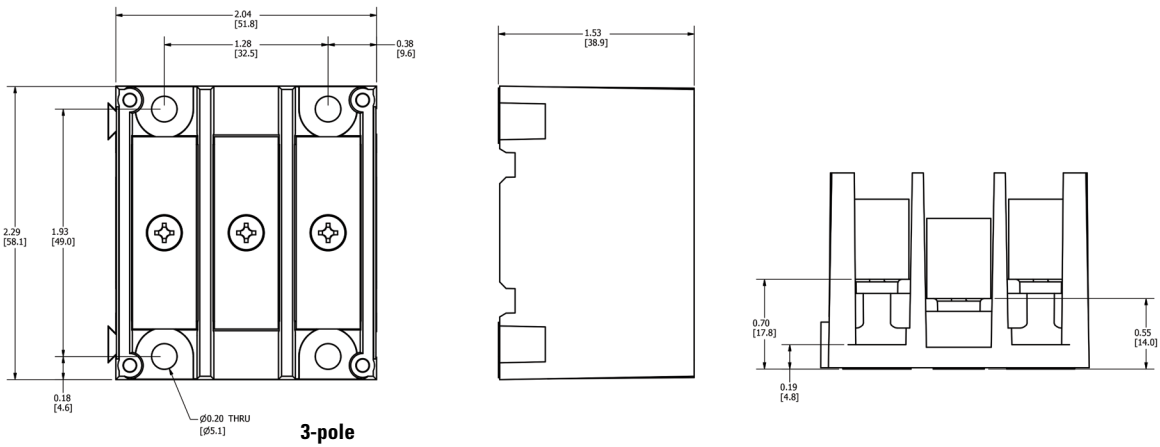
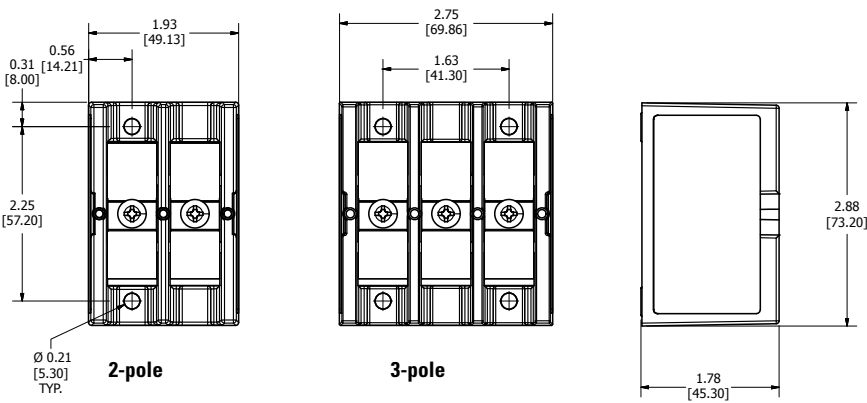


Figure 3



POWR-GARD® Blocks and Holders

POWR-BLOK®

Dimensions Inches (mm)

Figure 4

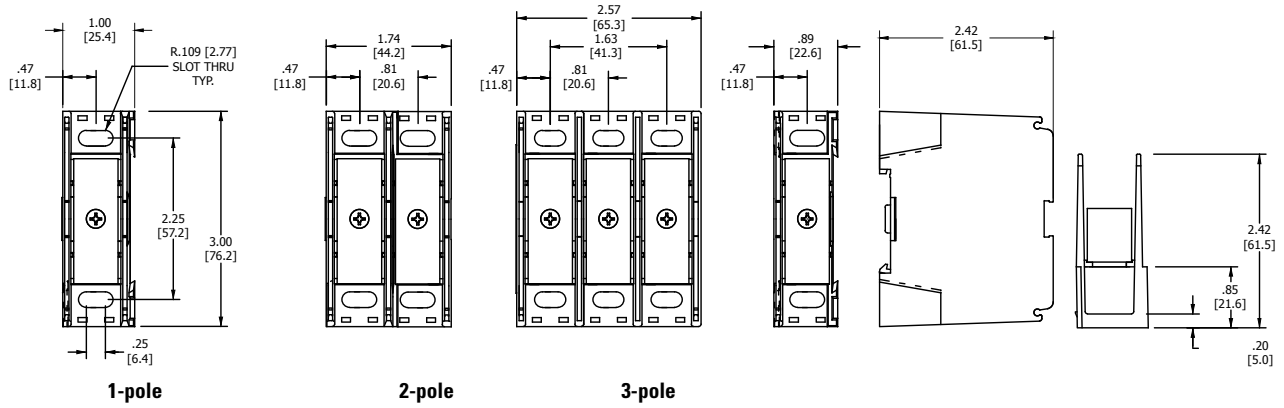


Figure 5

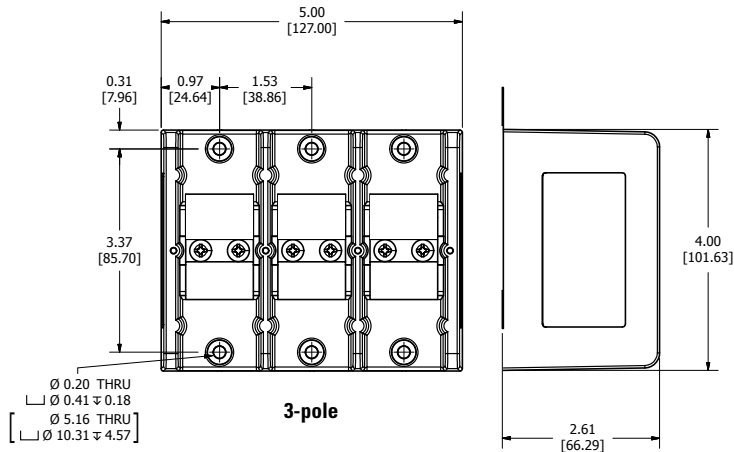
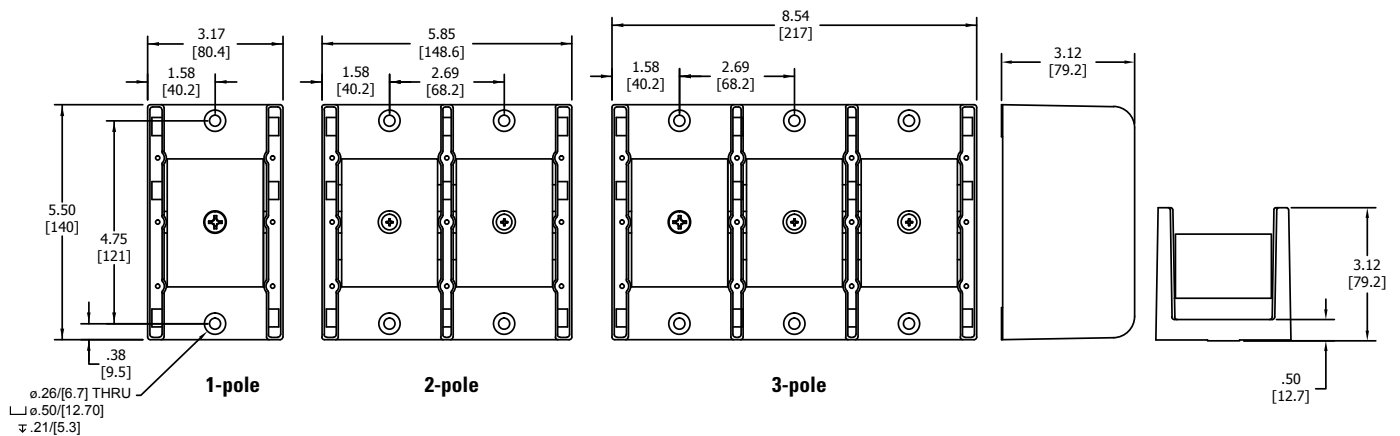


Figure 6



POWR-GARD® Blocks and Holders

POWR-BLOK®

Distribution Block and Splicer Block Outline Drawings

Dimensions Inches (mm)

Figure 7

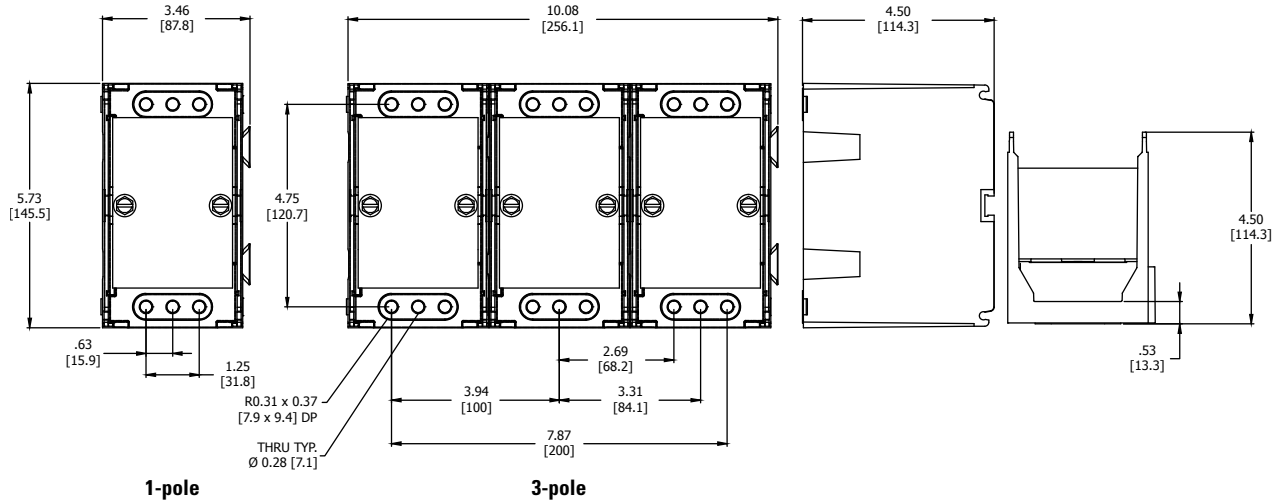


Figure 8

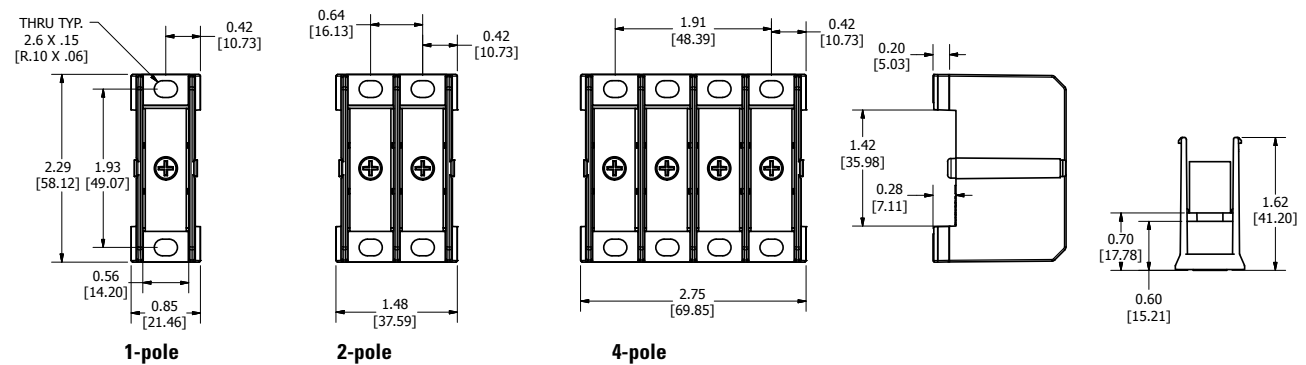
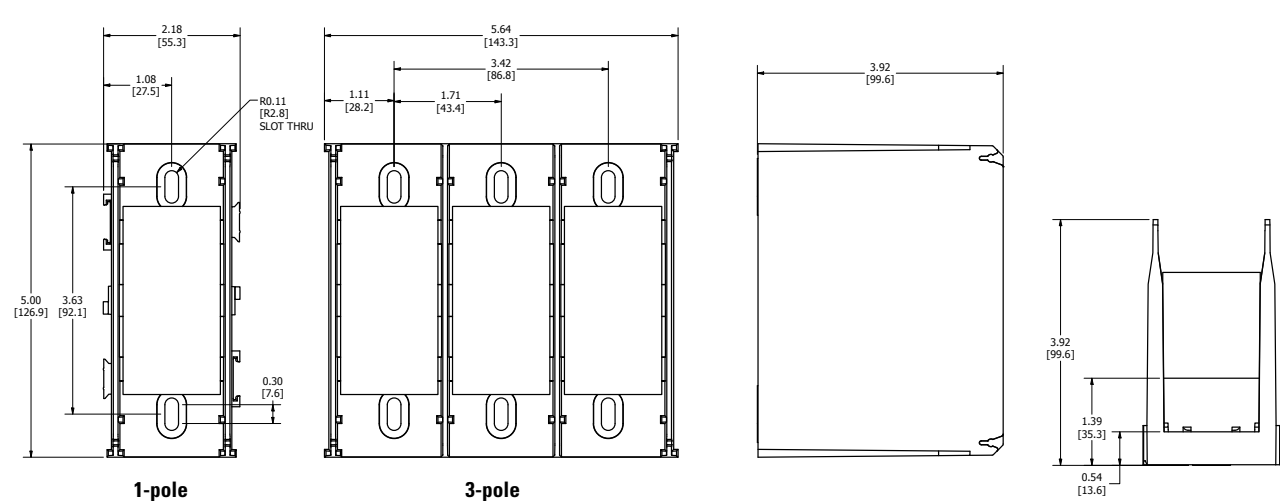


Figure 9



Disclaimer Notice – Information furnished is believed to be accurate and reliable. However, users should independently evaluate the suitability of and test each product selected for their own applications. Littelfuse products are not designed for, and may not be used in, all applications. Read complete Disclaimer Notice at www.littelfuse.com/product-disclaimer.