




Hybrid Coupler
3 dB, 90°



Description:

The 11305-3S is a low profile 3dB hybrid coupler in an easy to use surface mount package covering 1.0 to 2.0 GHz. The 11305-3S is ideal for balanced amplifiers and signal distribution and can be used in most high power designs. Parts have been subjected to rigorous qualification testing and units are 100% tested. They are manufactured using materials with x and y thermal expansion coefficients compatible with common substrates such as FR4, G-10 and polyamide.

Detailed Electrical Specifications:

Features:

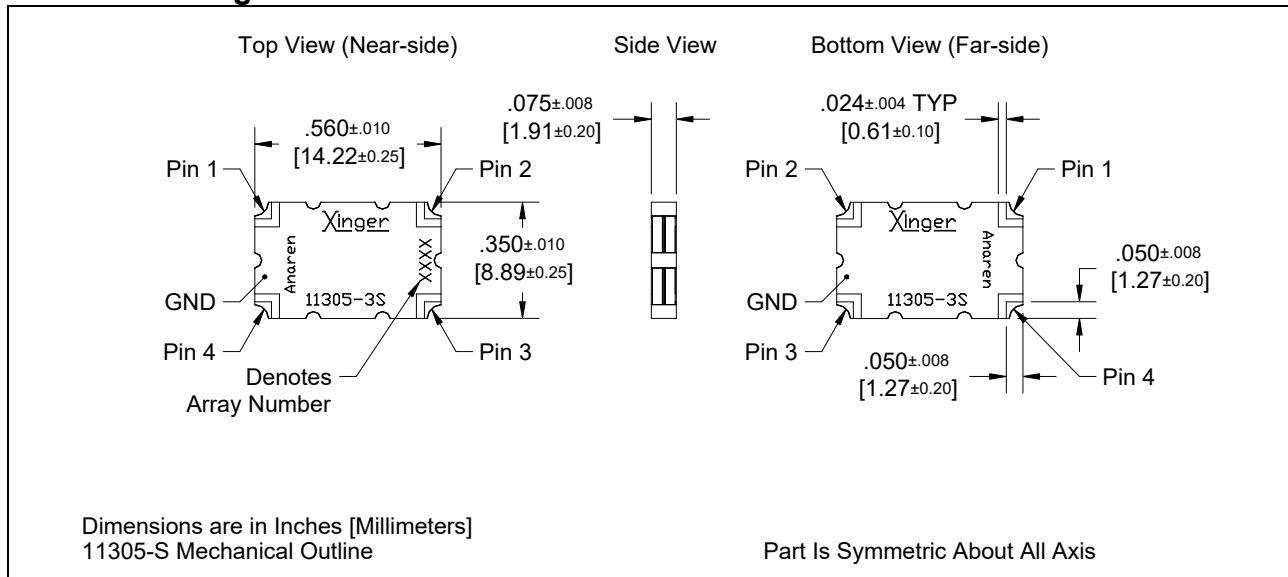
- 1.0 – 2.0 GHz
- Low Loss
- High Isolation
- 90° Quadrature
- Surface Mountable
- Tape And Reel
- Convenient Package
- 100% Tested
- Lead Free

Frequency	Isolation	Insertion Loss	VSWR		
GHz	dB Min	dB Max	Max:1		
1.0 – 2.0	20	0.45	1.30		
Amplitude Balance	Phase Balance	Power	ΘJC	Operating Temp.	
dB Max	Degrees	Ave. CW Watts	°C/Watt	°C	
± 0.55	± 3	60	18.6	-55 to +85	

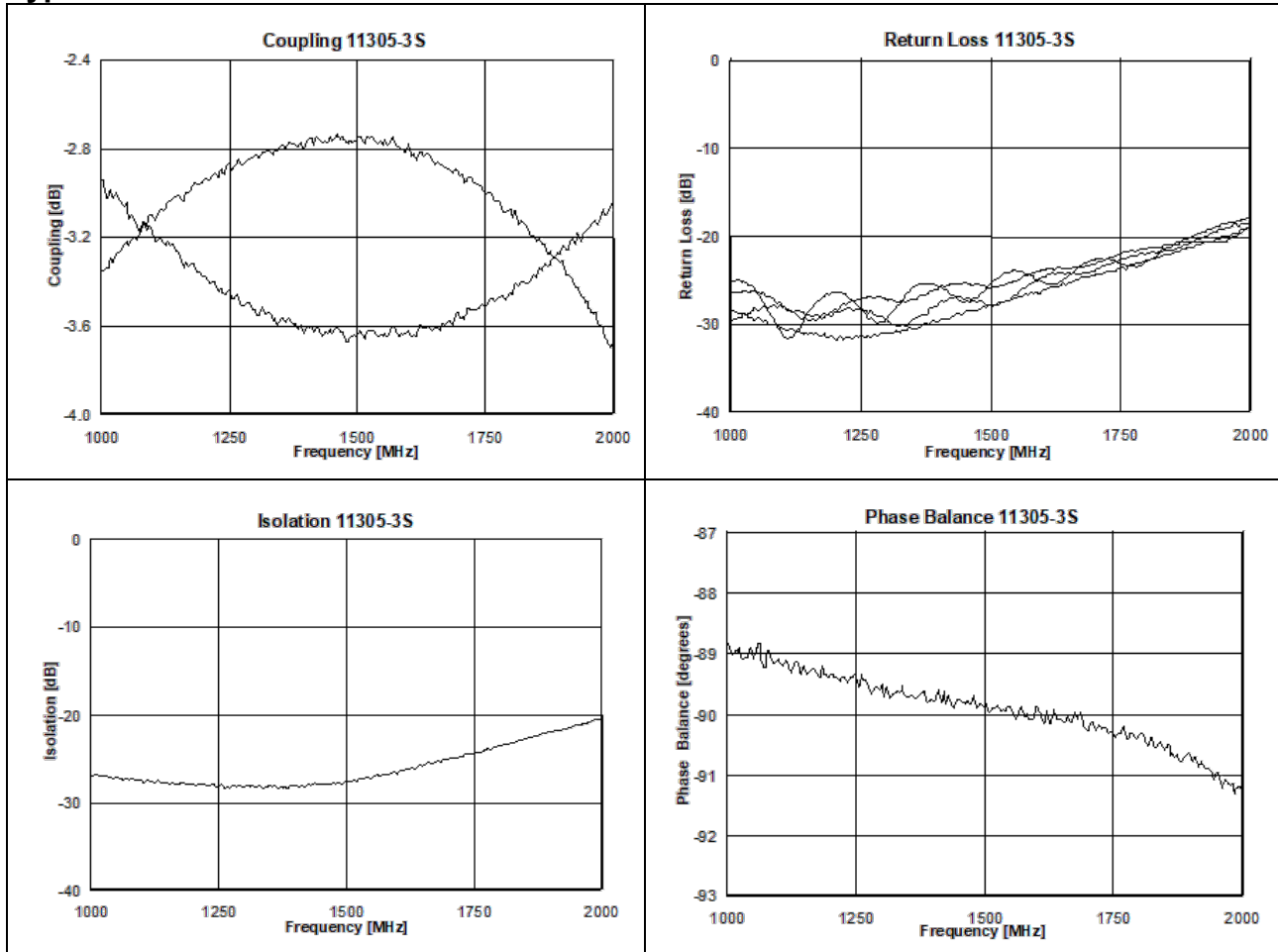
**Specification based on performance of unit properly installed on microstrip printed circuit boards with 50 Ω nominal impedance.

*Specifications subject to change without notice.

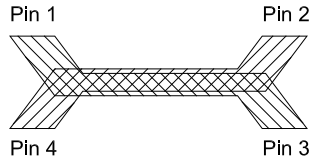
Outline Drawing:



Typical Performance: 1.0 GHz. to 2.0 GHz.



Pin Configuration



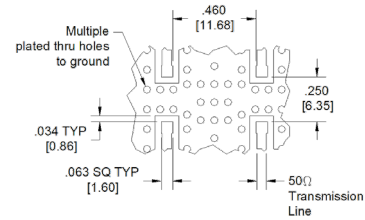
Hybrid Coupler Pin Configuration				
	Pin 1	Pin 2	Pin 3	Pin 4
Configuration #1	Input	Isolated	-3dB, -90°	-3dB, 0°
Configuration #2	Isolated	Input	-3dB, 0°	-3dB, -90°
Configuration #3	-3dB, -90°	-3dB, 0°	Input	Isolated
Configuration #4	-3dB, 0°	-3dB, -90°	Isolated	Input

Mounting Footprint

To ensure proper electrical and thermal performance there must be a ground plane with 100% solder connection underneath the part



Part is Symmetric About All Axis



Dimensions are in Inches [Millimeters]
11305-3S Mounting Footprint

Contact us:
rf&s_support@ttm.com