



BCF65S06D3

Silicon Carbide Schottky Diode

650V, 6A

Description

BCF65S06D3 utilizes Bestirpower's advanced silicon carbide diode technology. This technology combines the benefits of excellent low forward voltage and robustness. Consequently, the family is suitable for application requiring high power efficiency

Benefits

- High frequency
- Low heat dissipation requirements
- Reduce size and cost of the system
- High-reliability

Applications

- Switch mode power supply
- Solar inverter
- Data Center
- Uninterruptible power supply

Features

V_{RRM}	I_F	T_C	Q_C
650 V	6 A	145 °C	19 nC

- Negligible reverse recovery
- High-speed switching
- Positive Temperature Coefficient
- Temperature-Independent Switching
- RoHS compliant



Absolute Maximum Ratings ($T_C = 25^\circ\text{C}$ unless otherwise noted)

Symbol	Parameter	Value	Unit
V_{RRM}	Repetitive Peak Reverse Voltage	650	V
I_F	Forward Current	$T_C = 25^\circ\text{C}$	15 A
		$T_C = 135^\circ\text{C}$	7 A
		$T_C = 145^\circ\text{C}$	6 A
$I_{F,SM}$	Non-Repetitive Forward Surge Current	$T_C = 25^\circ\text{C}, t_p = 10 \text{ ms}$	66 A
		$T_C = 110^\circ\text{C}, t_p = 10 \text{ ms}$	55 A
$I_{F,RM}$	Repetitive Peak Forward Surge Current	$T_C = 25^\circ\text{C}, t_p = 10 \text{ ms}$	65 A
I^2dt value	$\int I^2 dt$	$T_C = 25^\circ\text{C}, t_p = 10 \text{ ms}$	18 A ² s
		$T_C = 110^\circ\text{C}, t_p = 10 \text{ ms}$	12 A ² s
P_{tot}	Power Dissipation	$T_C = 25^\circ\text{C}$	67 W
		$T_C = 110^\circ\text{C}$	30 W
		$T_C = 150^\circ\text{C}$	10 W
T_J, T_{STG}	Operating Junction and Storage Temperature	-55 to +175	°C

Thermal Characteristics

Symbol	Parameter	Value	Unit
$R_{\theta JC}$	Thermal Resistance, Junction to Case, Typ.	1.93	$^{\circ}C/W$

Electrical Characteristics ($T_C = 25^{\circ}C$ unless otherwise noted)

Symbol	Parameter	Test Conditions	Min	Typ	Max	Unit
V_{DC}	DC blocking voltage		650			V
V_F	Forward Voltage	$I_F=6A, T_J=25^{\circ}C$	-	1.4	1.7	V
		$I_F=6A, T_J=175^{\circ}C$	-	1.7	-	
I_R	Reverse Current	$V_R = 650 V, T_J = 25^{\circ}C$	-	2	20	μA
		$V_R = 650 V, T_J = 175^{\circ}C$	-	40	-	
Q_C	Total Capacitive Charge	$V_R = 400 V, T_J = 25^{\circ}C$	-	19	-	nC
C	Total Capacitance	$V_R = 0 V, f = 1MHz$	-	386	-	pF
		$V_R = 200 V, f = 1MHz$	-	37	-	
		$V_R = 400 V, f = 1MHz$	-	29	-	
E_C	Capacitance Stored Energy	$V_R = 400 V, T_C = 25^{\circ}C$	-	5.0	-	μJ

Package Marking and Ordering Information

Part Number	Top Marking	Package	Packing Method	Quantity
BCF65S06D3	BCF65S06D3	TO220F-2	Tube	50 units

Typical Performance Characteristics

Figure 1. Forward Characteristics

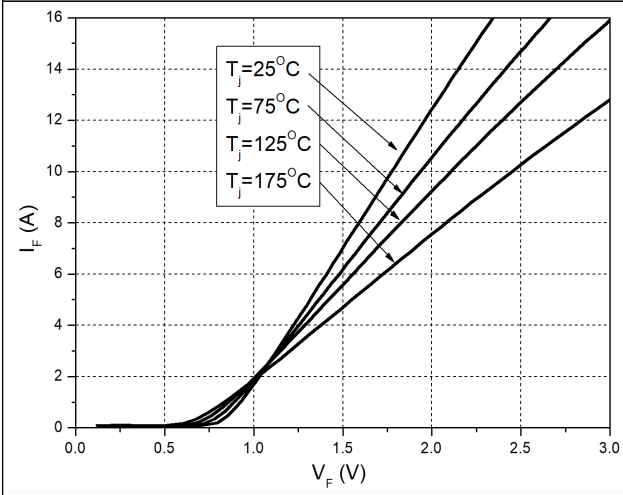


Figure 2. Reverse Characteristics

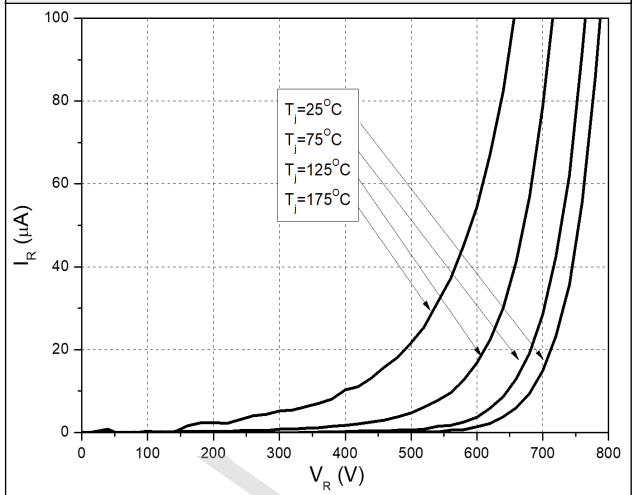


Figure 3. Peak Forward Current Derating

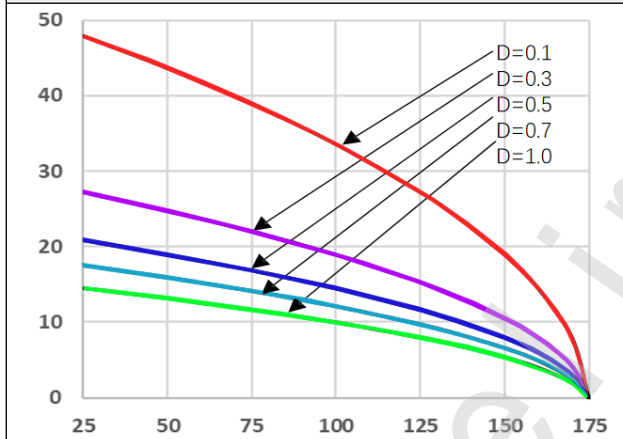


Figure 4. Power Dissipation

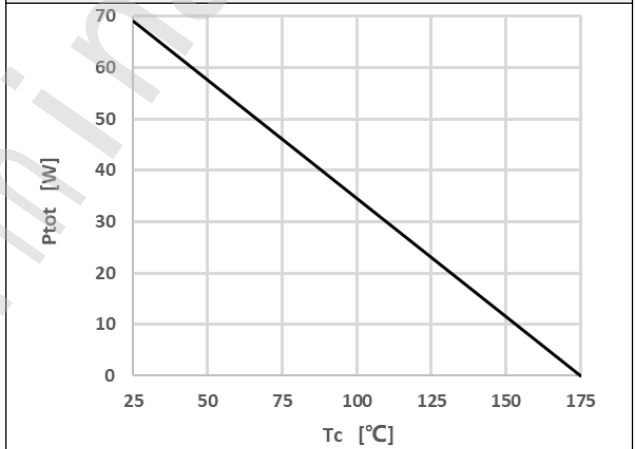


Figure 5. Capacitance vs. Reverse Voltage

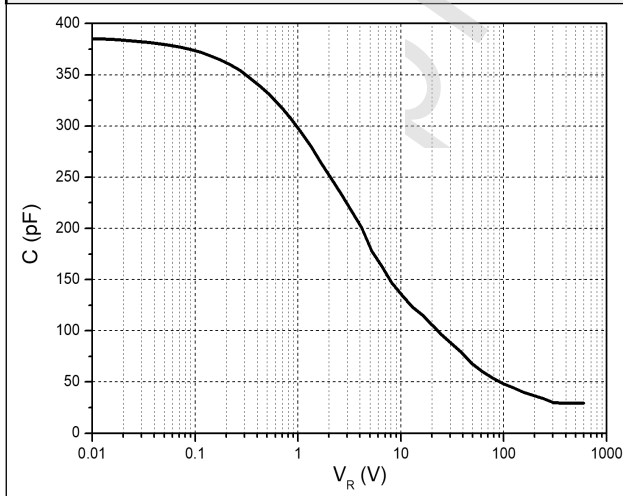
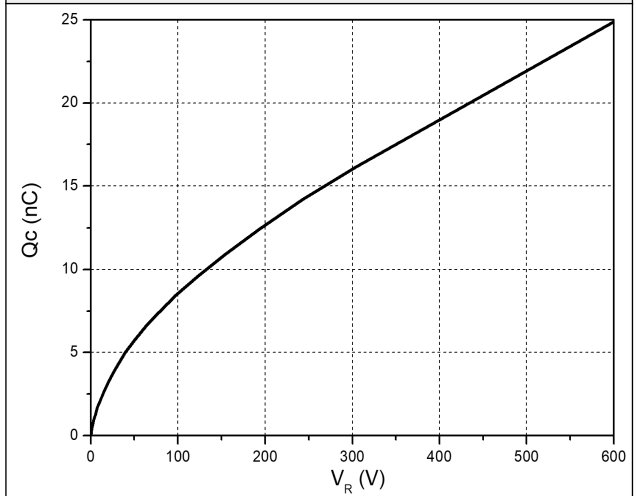
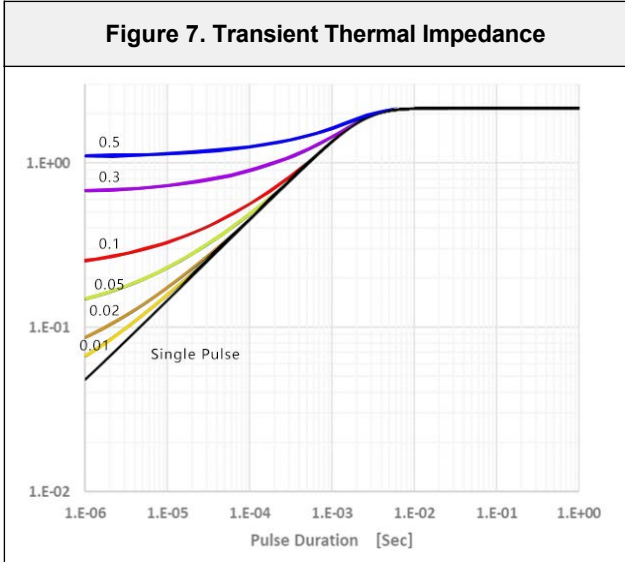


Figure 6. Capacitance Charge vs. Reverse Voltage



Typical Performance Characteristics

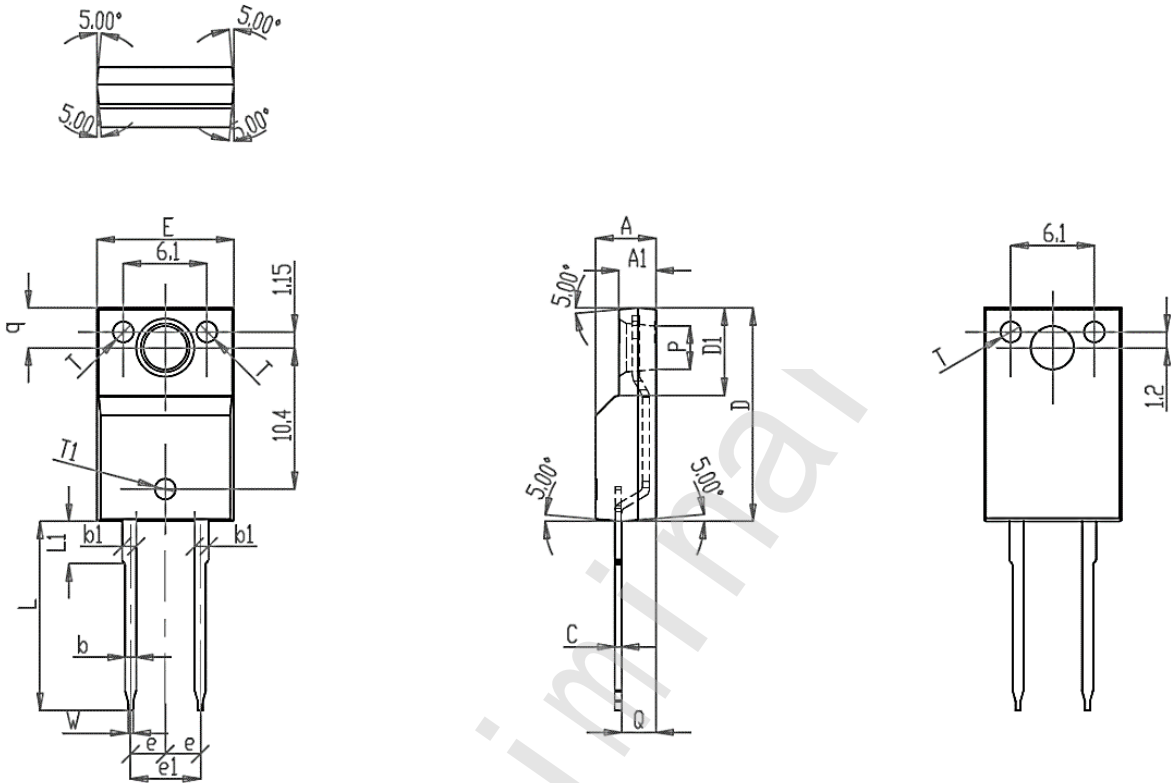
Figure 7. Transient Thermal Impedance



preliminary

Package Outlines

TO220F-2



SYMBOL	MILLIMETERS			NOTES	SYMBOL	MILLIMETERS			NOTES
	Normal	MIN.	MAX.			Normal	MIN.	MAX.	
A	4.4	4.2	4.6		e1	5.08	5	5.12	
A1	2.7	2.5	2.9		L	13.90	13.5	14.4	
b	0.8	0.7	0.9		L1	3.12	2.8	3.3	
b1	1.07	0.9	1.3		P	3.14	3.00	3.20	
C	0.5	0.4	0.6		Q	2.44	2.3	2.6	
D	15.63	15.4	15.8		q	2.87	2.6	3	
D1	6.22	6	6.4		W	0.37	0.3	0.5	
E	10.06	9.7	10.3		T	1.52	1.3	1.7	
e	2.54	2.5	2.58		T1	1.20	1.1	1.3	

Disclaimer

Bestirpower reserve the right to make changes, corrections, enhancements, modifications, and improvements to Bestirpower products and/or to this document at any time without notice.

The information given in this document shall in no event be regarded as a guarantee of conditions or characteristics. Bestirpower does not assume any liability for infringement of patents, copyrights, or other intellectual property rights of third parties by or arising from the use of Products or technical information described in this document.

This document is the property of Bestirpower Co., LTD., and not allowed to copy or transformed to other format if not under the authority approval.

© 2024 bestirpower – All rights reserved