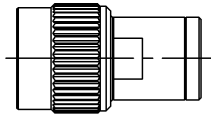
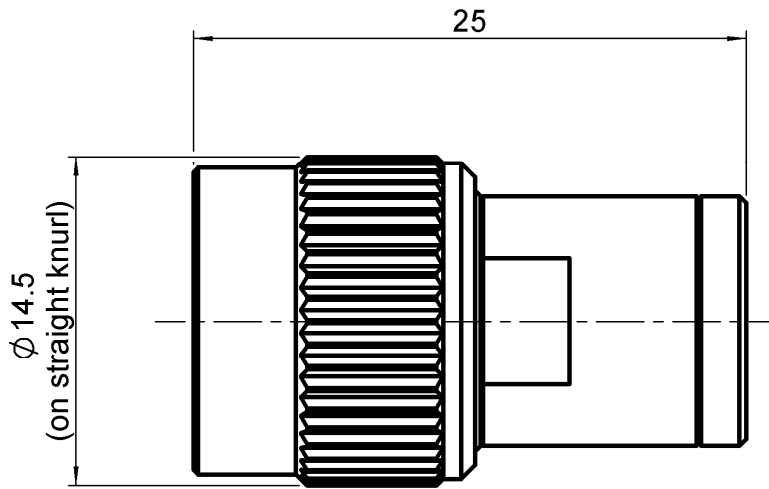


COAXIAL TERMINAISON TNC MALE

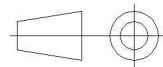

R404.121.000

4 GHZ 1W Z50

Series : **TERMINATION**



SCALE 1:1



All dimensions are in mm.

COMPONENTS	MATERIALS	PLATING(μm)
BODY	BRASS	NICKEL 2
CENTER CONTACT	BRASS	GOLD 0.7 to 1 over NICKEL 2
OUTER CONTACT	BRASS	
INSULATOR	PTFE	
GASKET	SILICONE	
SUBSTRATE	ALUMINA	
RESISTOR	THICK FILM	
OTHERS PARTS		

Issue : 0848 A

In the effort to improve our products, we reserve the right to make changes judged to be necessary.



COAXIAL TERMINAISON TNC MALE

R404.121.000

4 GHZ 1W Z50

Series : **TERMINATION**

ELECTRICAL CHARACTERISTICS

Frequency (GHz)	DC - 1	1 - 4
V.S.W.R (≤)	1.08	1.20

Operating Frequency Range	DC - 4	GHz
Impedance	50	Ω
Peak power at 25°C (1μs, 1%)	100	W
Average power at 25°C	1	W (Free Air Cooled)
		W (Conduction Cooled)

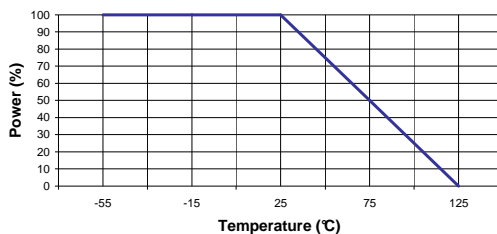
MECHANICAL CHARACTERISTICS

Connectors	TNC	MALE	MIL C39012
Weight	16,0500 g		

ENVIRONMENTAL CHARACTERISTICS

Operating temperature range	-55 /+125 °C
Storage temperature range	-55 /+125 °C

Power derating Versus temperature



SPECIFICATION

OTHER CHARACTERISTICS

Issue : 0848 A

In the effort to improve our products, we reserve the right to make changes judged to be necessary.

