

2-1534415-3 ✓ ACTIVE



RAST

TE Internal #: 2-1534415-3

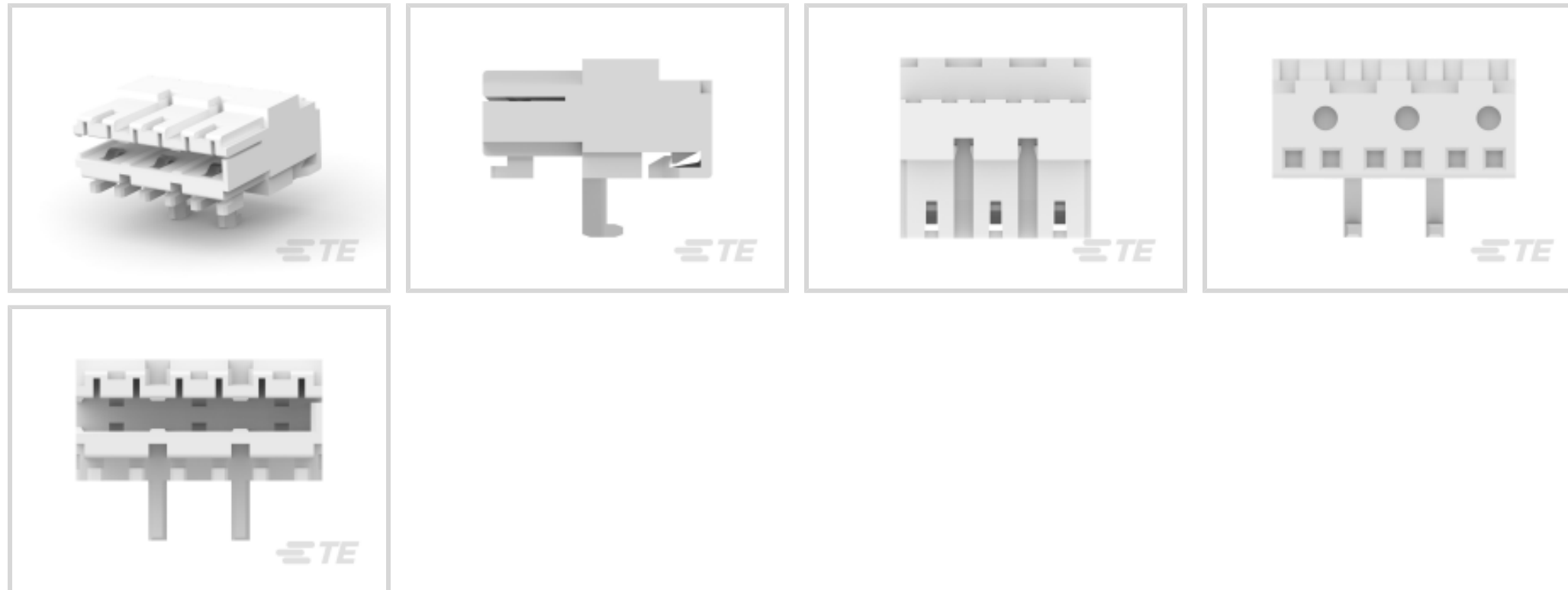
Wire-to-Board, 3 Position, 5 mm [.197 in] Centerline, Insulation

Displacement (IDC), 1 Row, Natural, PA 6, Standard Edge

Connectors

[View on TE.com >](#)

Connectors > PCB Connectors > Card Edge Connectors > Standard Edge Connectors



Connector System: **Wire-to-Board**

Number of Positions: **3**

Centerline (Pitch): **5 mm [.197 in]**

Termination Method to Wire & Cable: **Insulation Displacement (IDC)**

Number of Rows: **1**

Features

Product Type Features

Connector System	Wire-to-Board
Connector & Housing Type	Receptacle
Connector & Contact Terminates To	Printed Circuit Board

Configuration Features

Card Entry Style	Side
Number of Insulation Displacement Slots	3
Compatible With Wire & Cable Type	Discrete Wire
Number of Positions	3
Number of Rows	1
Connector Contact Load Condition	Fully Loaded
PCB Mount Orientation	Right Angle

Electrical Characteristics

Operating Voltage	250 VAC
-------------------	---------

Body Features



Keying Between Cavity Locations	R2.5 / PR-3-
---------------------------------	--------------

Primary Product Color	Natural
-----------------------	---------

Contact Features

Contact Retention Within Housing	With
----------------------------------	------

Contact Type	Socket
--------------	--------

Contact Mating Area Plating Material Thickness	3 – 6 μm [196.849 – 787.399 μin]
--	---

Contact Mating Area Plating Material	Tin
--------------------------------------	-----

PCB Contact Termination Area Plating Material	Tin
---	-----

Contact Base Material	Copper Nickel Silicon
-----------------------	-----------------------

Contact Current Rating (Max)	6 A
------------------------------	-----

Termination Features

Termination Method to Wire & Cable	Insulation Displacement (IDC)
------------------------------------	-------------------------------

Mechanical Attachment

Mating Alignment Type	Keyed
-----------------------	-------

Mating Retention	With
------------------	------

Mating Alignment	With
------------------	------

Contact Retention Type Within Housing	Locking Lance
---------------------------------------	---------------

PCB Mount Alignment	With
---------------------	------

PCB Mount Retention	Without
---------------------	---------

Connector Mounting Type	Cable Mount (Free-Hanging)
-------------------------	----------------------------

Housing Features

Housing Entry Configuration	One End Open
-----------------------------	--------------

Centerline (Pitch)	5 mm[.197 in]
--------------------	---------------

Housing Material	PA 6
------------------	------

Dimensions

Connector Height	7.3 mm[.287 in]
------------------	-----------------

PCB Thickness (Recommended)	1.5 mm[.059 in]
-----------------------------	-----------------

Compatible Insulation Diameter Range	2.2 mm[.087 in]
--------------------------------------	-----------------

Wire Size	.35 – .5 mm ²
-----------	--------------------------

Usage Conditions

Operating Temperature Range	-40 – 110 °C[-40 – 230 °F]
-----------------------------	----------------------------

Operation/Application



Circuit Application

Power

Industry Standards

Compatible With Agency/Standards Products

UL

UL Flammability Rating

UL 94V-2

Glow Wire Rating

GWT 750°C (Without Flame)

Packaging Features

Packaging Quantity

2618

Packaging Method

Tray

Product Compliance

For compliance documentation, visit the product page on [TE.com](#)>

EU RoHS Directive 2011/65/EU

Compliant

EU ELV Directive 2000/53/EC

Compliant

China RoHS 2 Directive MIIT Order No 32, 2016

No Restricted Materials Above Threshold

EU REACH Regulation (EC) No. 1907/2006

Current ECHA Candidate List: JUNE 2024 (241)
 Candidate List Declared Against: JUNE 2024 (241)
 Does not contain REACH SVHC

Halogen Content

Not Low Halogen - contains Br or Cl > 900 ppm.


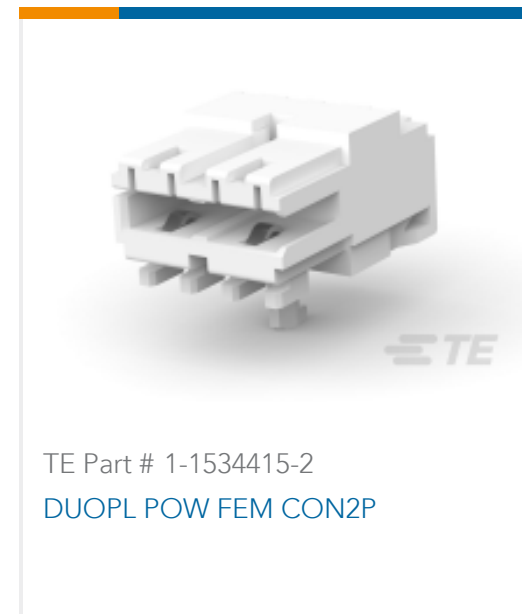
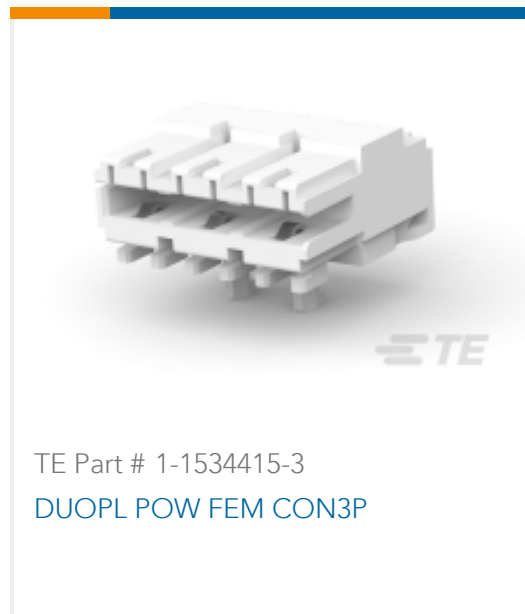
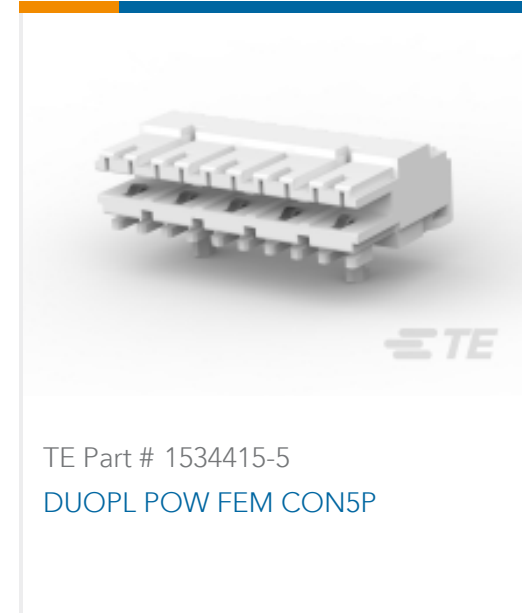
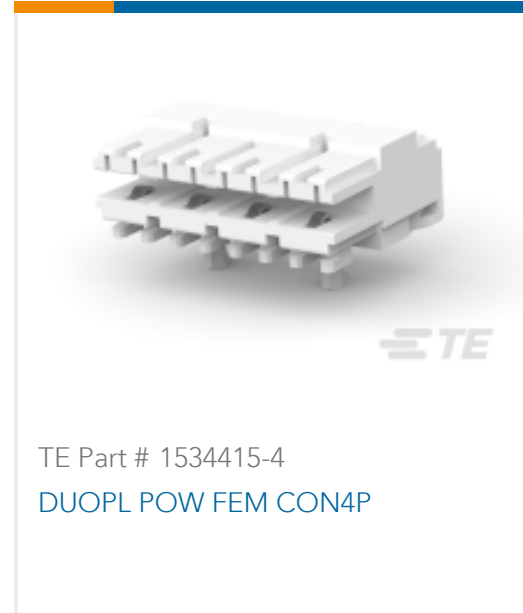

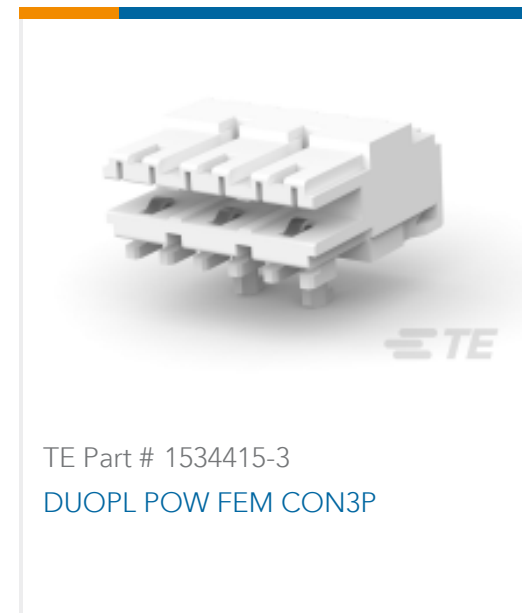
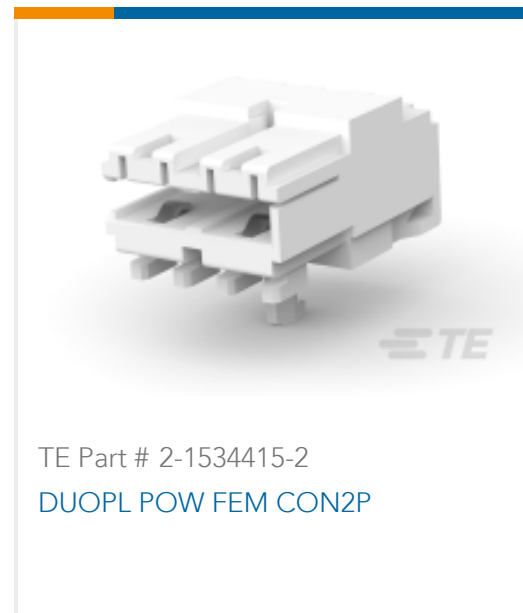
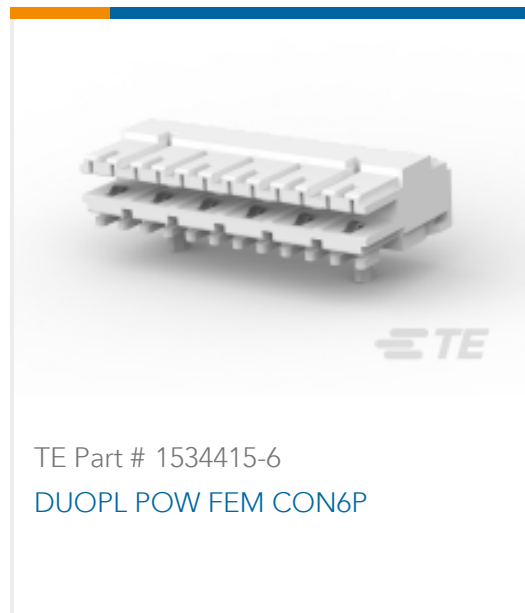
Solder Process Capability

Not applicable for solder process capability

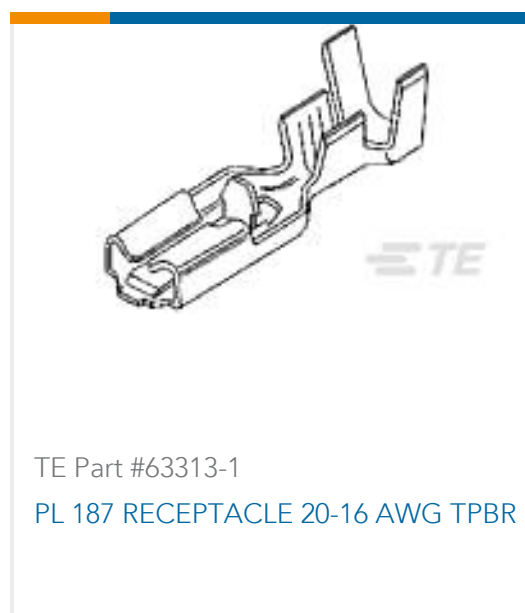
Product Compliance Disclaimer




This information is provided based on reasonable inquiry of our suppliers and represents our current actual knowledge based on the information they provided. This information is subject to change. The part numbers that TE has identified as EU RoHS compliant have a maximum concentration of 0.1% by weight in homogenous materials for lead, hexavalent chromium, mercury, PBB, PBDE, DBP, BBP, DEHP, DIBP, and 0.01% for cadmium, or qualify for an exemption to these limits as defined in the Annexes of Directive 2011/65/EU (RoHS2). Finished electrical and electronic equipment products will be CE marked as required by Directive 2011/65/EU. Components may not be CE marked. Additionally, the part numbers that TE has identified as EU ELV compliant have a maximum concentration of 0.1% by weight in homogenous materials for lead, hexavalent chromium, and mercury, and 0.01% for cadmium, or qualify for an exemption to these limits as defined in the Annexes of Directive 2000/53/EC (ELV). Regarding the REACH Regulation, the information TE provides on SVHC in articles for this part number is based on the latest European Chemicals Agency (ECHA) 'Guidance on requirements for substances in articles' posted at this URL: <https://echa.europa.eu/guidance-documents/guidance-on-reach>

Compatible Parts



Customers Also Bought





Documents

Product Drawings

[DUOPL POW FEM CON3P](#)

English

CAD Files

[3D PDF](#)

3D

Customer View Model

[ENG_CVM_CVM_2-1534415-3_D.2d_dxf.zip](#)

English

Customer View Model

[ENG_CVM_CVM_2-1534415-3_D.3d_igs.zip](#)

English

Customer View Model

[ENG_CVM_CVM_2-1534415-3_D.3d_stp.zip](#)

English

By downloading the CAD file I accept and agree to the [Terms and Conditions](#) of use.

Datasheets & Catalog Pages

[RAST Connector System Catalog](#)

English

Product Specifications

[Application Specification](#)

English

Agency Approvals

[VDE Certificate](#)



English

[VDE Certificate](#)

English

[VDE Certificate](#)

English