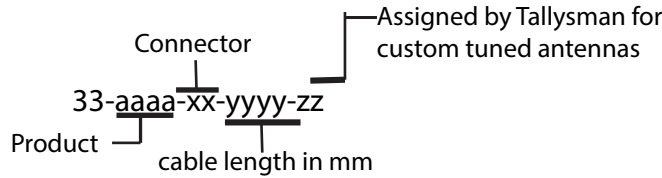


# TALLYSMAN - PART NUMBER ORDERING GUIDE

For all Embedded Antennas



## Part Number Structure :



### Valid Connectors

00 = SMA straight male (plug)	10 = SMA Right Angle **	20 = SMA Female	35 = MMBX (RG174 cable)**
01 = TNC female	11 = Reverse polarity SMA**	22 = R/A QMA**	36 = MMBX (RG316 cable)**
02 = MCX straight male (plug)	12 = Waterproof SMA**	23 = SMP**	37 = R/A male SMB**
03 = MMCX straight male (plug)	13 = SSMA **	24 = SMC Male	
04 = SMB straight male (plug)		25 = SMC Straight Female	
05 = MCX right angle male (plug)	15 = TNC male (plug)	26 = SMB Straight Female	
06 = MMCX right angle male (plug)	16 = N-Type Male**	27 = MCX Female Straight	
	17 = BNC Male**	28 = SSMCX Straight Plug**	
08 = H.FL (female)** (micro-coax cable)	18 = FME**	29 = R/A SSMCX Plug **	
09 = U.FL (micro-coax cable)	19 = MMCX Female	30 = SMB with Overmold**	
		33 = MMCX straight male (Cinch Connectivity) **	
		34x = FAKRA (replace "x" with colour code)**	

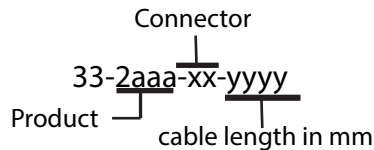
Cable length tolerances: <1m : ±3.0mm, 1m-4.9m: ±30mm, >5m: ±50mm

Maximum cable lengths: 5m for RG174, 1450mm for micro-coax

\*\* Premiums apply. Please check with your Distributor

## For the TW2000 Family of Products

## Part Number Structure :



### Valid Connectors

#### Without Cable:

07 = SMA female (jack) bulkhead

#### With Cable (max length 5m):

00 = SMA straight male (plug)	10 = SMA Right Angle **	20 = SMA Female	35 = MMBX (RG174 cable)**
01 = TNC female	11 = Reverse polarity SMA**	22 = R/A QMA**	
02 = MCX straight male (plug)	12 = Waterproof SMA**	23 = SMP**	37 = R/A male SMB**
03 = MMCX straight male (plug)	13 = SSMA **	24 = SMC Male	
04 = SMB straight male (plug)		25 = SMC Straight Female	
05 = MCX right angle male (plug)	15 = TNC male (plug)	26 = SMB Straight Female	
06 = MMCX right angle male (plug)	16 = N-Type Male**	27 = MCX Female Straight	
	17 = BNC Male**	28 = SSMCX Straight Plug**	
	18 = FME**	29 = R/A SSMCX Plug **	
	19 = MMCX Female	30 = SMB with Overmold**	
	31 = SMC R/A Female **	33 = MMCX straight male (Cinch Connectivity)**	
		34x = FAKRA (replace "x" with colour code)**	

\*\* Premiums apply. Please check with your Distributor

**NOTE: To order any of the TW2000 antennas with NO MAGNETS, add "NM" after the Product (eg. 33-2410NM-00-3000). To add Adhesive Tape to the bottom of the same, add "AT" after the Product Name (eg. 33-2410AT-07). If you desire both, then use NMAT, eg. 33-2410NMAT-07.**

Cable length tolerances: <1m : ±3.0mm, 1m-4.9m: ±30mm, >5m: ±50mm Maximum cable length = 5m

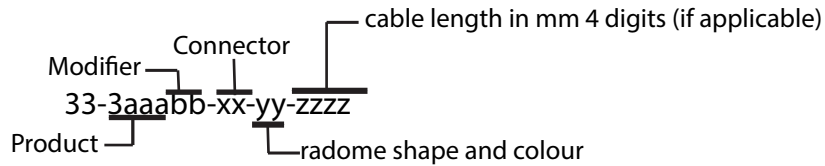
# TALLYSMAN - PART NUMBER ORDERING GUIDE



## For the TW3000 Family of Products

For TW3865, TW3870E, TW3872E, TW3967 & TW3972E - refer to Page 1 Embedded Antennas

### Part Number Structure :



### Valid Connectors

#### Without Cable:

01 = TNC female

14 = N-Type female

#### With Cable (max length 5m):

00 = SMA straight male (plug)	12 = Waterproof SMA**	22 = R/A QMA**	35 = MMBX (RG174 cable)**
01 = TNC female	13 = SSMA **	23 = SMP**	
02 = MCX straight male (plug)	15 = TNC male (plug)	24 = SMC Male	37 = R/A male SMB**
03 = MMCX straight male (plug)	16 = N-Type Male**	25 = SMC Straight Female	
04 = SMB straight male (plug)	17 = BNC Male**	26 = SMB Straight Female	
05 = MCX right angle male (plug)	18 = FME**	27 = MCX Female Straight	
06 = MMCX right angle male (plug)	19 = MMCX Female	28 = SSMCX Straight Plug**	
10 = SMA Right Angle **	NMO = NMO mount	29 = R/A SSMCX Plug **	
11 = Reverse polarity SMA**	20 = SMA Female	30 = SMB with Overmold**	
	31 = SMC R/A Female **	33 = MMCX straight male (Cinch Connectivity)**	
		34x = FAKRA (replace "x" with colour code)**	

\*\* Premiums apply. Please check with your Distributor

Modifiers: ST = short thread AJ = Anti-Jamming configuration\*\*

Cable length tolerances: <1m : ±3.0mm, 1m-4.9m: ±30mm, >5m: ±50mm Maximum cable length = 5m

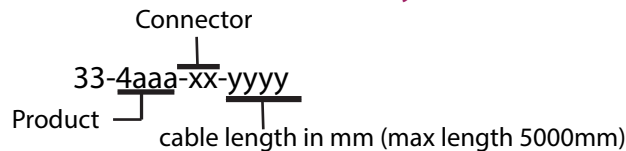
### Radome Codes:

00 = Dark grey Conical 10 = Dark grey low profile 20 = Red low profile 01 = White Conical 11 = White low profile

For AJ Antennas: W = White G=Grey (For TW3142, TW3442, TW3742, and TW3752 only)

## For the TW4000 Family of Products

### Part Number Structure :



### Valid Connectors

00 = SMA straight male (plug)	12 = Waterproof SMA**	23 = SMP**	35 = MMBX (RG174 cable)**
01 = TNC female	13 = SSMA **	24 = SMC Male	
02 = MCX straight male (plug)	15 = TNC male (plug)	25 = SMC Straight Female	37 = R/A male SMB**
03 = MMCX straight male (plug)	16 = N-Type Male**	26 = SMB Straight Female	
04 = SMB straight male (plug)	17 = BNC Male**	27 = MCX Female Straight	
05 = MCX right angle male (plug)	18 = FME**	28 = SSMCX Straight Plug**	
06 = MMCX right angle male (plug)	19 = MMCX Female	29 = R/A SSMCX Plug **	
10 = SMA Right Angle **	20 = SMA Female	30 = SMB with Overmold**	
11 = Reverse polarity SMA**	22 = R/A QMA**	33 = MMCX straight male (Cinch Connectivity) **	
	31 = SMC R/A Female **	34x = FAKRA (replace "x" with colour code)**	

\*\* Premiums apply. Please check with your Distributor

**NOTE: To order any of the TW4000 antennas with NO MAGNETS, add "NM" after the Product (eg. 33-4421NM-00-3000). To add Adhesive Tape to the bottom of the same, add "AT" after the Product Name (eg. 33-4421AT-00-3000). If you desire both, then add them together, eg. 33-4421NMAT-00-3000**

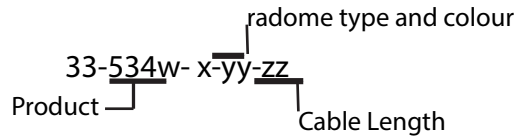
Cable length tolerances: <1m : ±3.0mm, 1m-4.9m: ±30mm, >5m: ±50mm

# TALLYSMAN - PART NUMBER ORDERING GUIDE



## For the TW5340 / TW5341

### Part Number Structure :



**w = Type** 0 = standard 1 = non-magnetic

**x = Voltage and interface:** 1 = 5V, RS232 2 = 5V, CMOS 3 = 3.3V, CMOS 4 = 5V, RS232 6 = 12-36V, RS232

#### Radome Codes (yy):

00 = Dark grey Conical      10 = Dark grey low profile      01 = White Conical      11 = White low profile **Radome Codes (yy):**

#### Radome Codes (yy):

00 = Dark grey Conical      10 = Dark grey low profile      01 = White Conical      11 = White low profile

#### Cable Length (zz)

## For the TW5342 / TW5242

**For TW5342 :** 33-5342-6-10-05 -ccc (ccc custom configuration to be assigned by Tallysman)

**For TW5242:** 33-5242-6-10-05 -ccc (ccc custom configuration to be assigned by Tallysman)

6 = 12-36V, RS232, 10 = Dark grey low profile radome 05 = 5m cable

## For the VP6000 Family of Products

### Part Number Structure : 33-6abbc-d-ee-gg

**a = Covered Frequencies:**

0 = All GNSS frequencies + L-Band (1525 - 1559 MHz)

2 = L1/L2, G1/G2, B1/B2, E1 + L-Band

3 = L1/L2/L5, G1/G2/G3, B1/B2, E1/E5a+b

**bb = LNA Gain**

35 = 35dB

50 = 50dB

**c = Base Type** 0 = Standard base

**d = Options** 0 = No options

**ee = connector types:**

01 = TNC Female

14 = N-Type Female \*\*

\*\* Premiums apply. Please check with your Distributor.

**gg = radome:**

01 = White Conical

11 = White Flat top

#### Example:

33-605000-01-11

Is an antenna which covers all GNSS frequencies + L-Band, provides, 50 dB of gain, uses a standard base, with a TNC female connector and a white flat top radome.

# TALLYSMAN - PART NUMBER ORDERING GUIDE



## For the **VC6000** Family of Products

### Part Number Structure : 33-VC6xyy-zz

Where x= 1 = All GNSS Signals  
yy= 35 = 35dB amplifier                      50 = 50dB amplifier  
zz= 01 = TNC (f) connector                      14 = N-Type connector

PN for short SCIGN Radome = 24-0053-0

## For Housed **Helical** Family of Products

### Part Numbers :

HC600: 33-HC600  
HC771: 33-HC771-28 (28dB LNA)  
HC871: 33-HC871-28 (28dB LNA)  
HC872: 33-HC872-28 ( for 28dB LNA)    33-HC872-35 (for 35dB LNA)  
HC882: 33-HC882-28 ( for 28dB LNA)    33-HC882-35 (for 35dB LNA)  
HC975: 33-HC975-28 ( for 28dB LNA)    33-HC975-35 (for 35dB LNA)

## For Embedded **Helical** Family of Products

### Part Numbers:

HC600E: 33-HC600E-xx-yyyy  
HC771E: 33-HC771E-xx-yyyy  
HC871E: 33-HC871E-28 -xx-yyyy (28dB LNA)                      33-HC871E-35-xx-yyyy (35dB LNA)  
HC872E: 33-HC872E-28-xx-yyyy (28dB LNA)                      33-HC872E-35-xx-yyyy (35dB LNA)  
HC882E: 33-HC882E-28-xx-yyyy (28dB LNA)                      33-HC882E-35-xx-yyyy (35dB LNA)  
HC975E: 33-HC975E-28-xx-yyyy (28dB LNA)                      33-HC975E-35-xx-yyyy (35dB LNA)

Where xx= connector type (refer to Page 1 Embedded section for options)

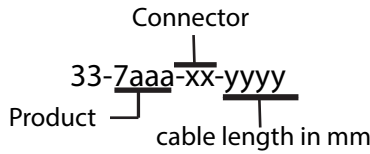
Where yyyy = cable length in mm (refer to Page 1 Embedded section for options)

# TALLYSMAN - PART NUMBER ORDERING GUIDE



## For the TW7000 Family of Products

### Part Number Structure :



#### Valid Connectors

##### Without Cable:

07 = SMA female (jack) bulkhead

##### With Cable (max length 5m):

- |                                   |                             |                            |                           |
|-----------------------------------|-----------------------------|----------------------------|---------------------------|
| 00 = SMA straight male (plug)     | 10 = SMA Right Angle **     | 20 = SMA Female            | 35 = MMBX (RG174 cable)** |
| 01 = TNC female                   | 11 = Reverse polarity SMA** | 22 = R/A QMA**             |                           |
| 02 = MCX straight male (plug)     | 12 = Waterproof SMA**       | 23 = SMP**                 | 37 = R/A male SMB**       |
| 03 = MMCX straight male (plug)    | 13 = SSMA **                | 24 = SMC Male              |                           |
| 04 = SMB straight male (plug)     | 15 = TNC male (plug)        | 25 = SMC Straight Female   |                           |
| 05 = MCX right angle male (plug)  | 16 = N-Type Male**          | 26 = SMB Straight Female   |                           |
| 06 = MMCX right angle male (plug) | 17 = BNC Male**             | 27 = MCX Female Straight   |                           |
|                                   | 18 = FME**                  | 28 = SSMCX Straight Plug** |                           |
|                                   | 19 = MMCX Female            | 29 = R/A SSMCX Plug **     |                           |
|                                   | 31 = SMC R/A Female **      | 30 = SMB with Overmold**   |                           |

\*\* Premiums apply. Please check with your Distributor

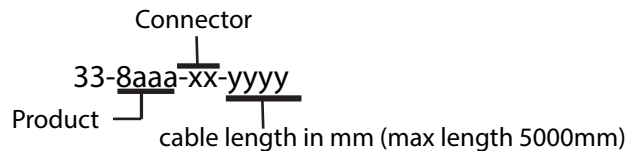
34x = FAKRA (replace "x" with colour code)\*\*

**NOTE: To order any of the TW7000 antennas with NO MAGNETS, add "NM" after the Product (eg. 33-7970NM-00-3000). To add Adhesive Tape to the bottom of the same, add "AT" after the Product Name (eg. 33-7970AT-07). If you desire both, then use NMAT, eg. 33-7970NMAT-07.**

Cable length tolerances: <1m : ±3.0mm, 1m-4.9m: ±30mm, >5m: ±50mm Maximum cable length = 5m

## For the TW8000 Family of Products

### Part Number Structure :



#### Valid Connectors

- |                                   |                       |  |                           |
|-----------------------------------|-----------------------|--|---------------------------|
| 00 = SMA straight male (plug)     | 12 = Waterproof SMA** | 23 = SMP**                                     | 35 = MMBX (RG174 cable)** |
| 01 = TNC female                   | 13 = SSMA **          | 24 = SMC Male                                  |                           |
| 02 = MCX straight male (plug)     | 15 = TNC male (plug)  | 25 = SMC Straight Female                       | 37 = R/A male SMB**       |
| 03 = MMCX straight male (plug)    | 16 = N-Type Male**    | 26 = SMB Straight Female                       |                           |
| 04 = SMB straight male (plug)     | 17 = BNC Male**       | 27 = MCX Female Straight                       |                           |
| 05 = MCX right angle male (plug)  | 18 = FME**            | 28 = SSMCX Straight Plug**                     |                           |
| 06 = MMCX right angle male (plug) | 19 = MMCX Female      | 29 = R/A SSMCX Plug **                         |                           |
| 10 = SMA Right Angle **           | 20 = SMA Female       | 30 = SMB with Overmold**                       |                           |
| 11 = Reverse polarity SMA**       | 22 = R/A QMA**        | 33 = MMCX straight male (Cinch Connectivity)** |                           |

\*\* Premiums apply. Please check with your Distributor

**NOTE: To order any of the TW8000 antennas with NO MAGNETS, add "NM" after the Product (eg. 33-8829NM-00-3000). To add Adhesive Tape to the bottom of the same, add "AT" after the Product Name (eg. 33-8829AT-00-3000). If you desire both, then add them together, eg. 33-8829NMAT-00-3000**

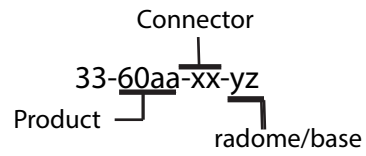
Cable length tolerances: <1m : ±3.0mm, 1m-4.9m: ±30mm, >5m: ±50mm

# TALLYSMAN - PART NUMBER ORDERING GUIDE



For the **VeroStar** Family of Products

## Part Number Structure :



### Valid Connectors

01 = TNC female

### Radome Codes (y):

W = White

### Base Codes (z):

R = Red