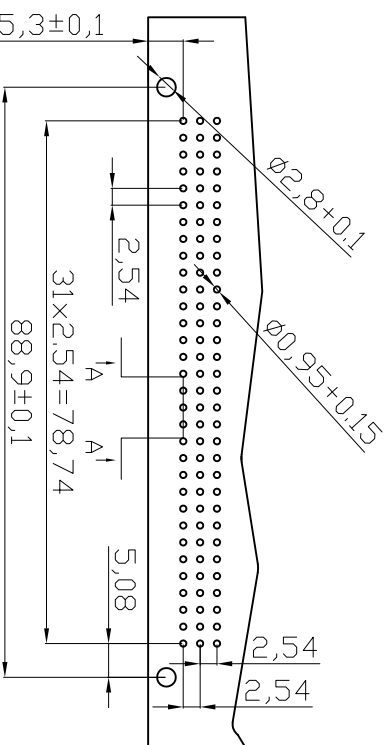
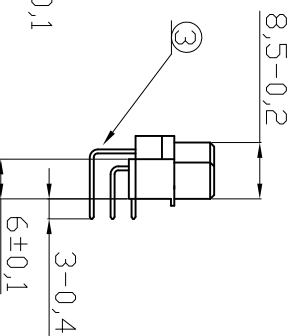
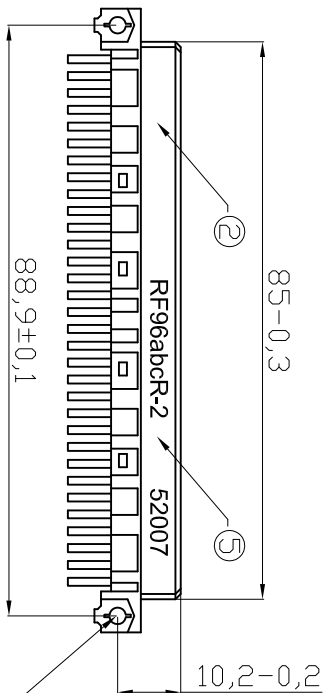


Recommended Hole Specifications
Section A-A
Scale 6:1

- NOTES:**
- ① Connector Meets Requirement OF DIN 41612
 - ② Material: Glass-Filled PBT. Color: Grey, UL 94V-0
 - ③ Contact : Copper Alloy
2.Contact : Copper Alloy
③ Contact Tail Dimension
Thickness :0.35±0.02mm
Width :0.60±0.04mm
Tail Length :3- 0.4mm
 - ④ Contact Finish/Option in Part Number "-x")
-1: 30µ" (0.75µm) Gold Plating on Mating Area, Tin Plating on Tail Area, Flash Gold Plating on Non-mating Area, Nickel Underplate All Over
-2:15µ" (0.38µm) Gold Plating on Mating Area, Tin Plating on Tail Area, Flash Gold Plating on Non-mating Area, Nickel Underplate All Over
Blank: Flash Gold Plating on mating Area and non-mating Area, Tin Plating on Tail Area, Nickel Underplate All Over
 - ⑤ Connector Printed with Part Number and Batch Number



Recommended PCB Hole Layout
Component Side
Scale 1:1

RoHS compliant

Scale	1:1
TOLERANCE	
X.	±0.25
X.X	±0.1
X.XX	±0.05
X.XXX	±0.012
DIM	TOL
Angle	±1°

①	Id.	
②	Corrected P/N	
③	Drawn	
	Modification	
	Date	
	Name	

	Date	Name
Drawn	05.09.2008	N.Schulz
Approved	16.07.2009	Hellwig

Customer-No.	
ASSMANN WSW-No.	A-RF64ACR-X A-RF96ABCR-X
Drawing-No.	ASS 2771 CO
Replace	rev02
Sheet	

1 2 3 4 5 6 7

H G F E D C B A