




AMP | AMP Type II

TE Internal #: 212618-1

Pin Contact, Gold, Snap-In Contact Retention, Size 16 Contact Size, 14 AWG Wire Size, 2 – 2.15 mm² Wire Size, Crimp, Brass, Power, AMP Type II

[View on TE.com >](#)

Connectors > Contacts > Connector Contacts > Pin and Socket Contacts, Type II



Contact Type: **Pin**

Contact Mating Area Plating Material: **Gold**

Wire Contact Termination Area Plating Material: **Gold**

Contact Retention Within Housing: **With**

Contact Retention Type Within Housing: **Snap-In**

[All Pin and Socket Contacts, Type II \(16\)](#)

Features

Product Type Features

Sealable	No
----------	----

Contact Features

Mating Pin Diameter	1.57 mm[.062 in]
Contact Underplating Material Thickness	1.27 μm[50 μin]
Wire Contact Termination Area Plating Thickness	.76 μm[30 μin]
Wire Contact Termination Area Plating Material Finish	Bright
Contact Mating Area Plating Material Thickness	.76 μm[30 μin]
Contact Mating Area Plating Material Finish	Bright
Contact Orientation	Straight
Contact Underplating Material	Nickel
Contact Type	Pin
Contact Mating Area Plating Material	Gold
Wire Contact Termination Area Plating Material	Gold



Contact Retention Within Housing	With
----------------------------------	------

Contact Size	Size 16
--------------	---------

Contact Base Material	Brass
-----------------------	-------

Contact Current Rating (Max)	13 A
------------------------------	------

Termination Features

Termination Method to Wire & Cable	Crimp
------------------------------------	-------

Product Terminates To	Wire & Cable
-----------------------	--------------

Mechanical Attachment

Wire Insulation Support	Without
-------------------------	---------

Contact Retention Type Within Housing	Snap-In
---------------------------------------	---------

Dimensions

Wire Size	2 – 2.15 mm ²
-----------	--------------------------

Usage Conditions

Operating Temperature Range	-55 – 105 °C[-55 – 302 °F]
-----------------------------	----------------------------

Operation/Application

Circuit Application	Power
---------------------	-------

Packaging Features

Packaging Quantity	1000
--------------------	------

Packaging Method	Bag
------------------	-----

Product Compliance

[For compliance documentation, visit the product page on TE.com>](#)

EU RoHS Directive 2011/65/EU	Compliant with Exemptions
------------------------------	---------------------------

EU ELV Directive 2000/53/EC	Compliant with Exemptions
-----------------------------	---------------------------

China RoHS 2 Directive MIIT Order No 32, 2016	Restricted Materials Above Threshold
---	--------------------------------------

EU REACH Regulation (EC) No. 1907/2006	<p>Current ECHA Candidate List: JUNE 2024 (241)</p> <p>Candidate List Declared Against: JUNE 2024 (241)</p> <p>SVHC > Threshold:</p> <p>Pb (3.7% in Component Part)</p>
--	--

Article Safe Usage Statements:
Do not eat, drink or smoke when using this product. Wash thoroughly after handling. Recycle if possible and dispose of the article by following all applicable governmental regulations relevant to your geographic location.

Halogen Content	Low Halogen - Br, Cl, F, I < 900 ppm per homogenous material. Also BFR/CFR/PVC
-----------------	--

Free


Solder Process Capability

Not applicable for solder process capability

Product Compliance Disclaimer

This information is provided based on reasonable inquiry of our suppliers and represents our current actual knowledge based on the information they provided. This information is subject to change. The part numbers that TE has identified as EU RoHS compliant have a maximum concentration of 0.1% by weight in homogenous materials for lead, hexavalent chromium, mercury, PBB, PBDE, DBP, BBP, DEHP, DIBP, and 0.01% for cadmium, or qualify for an exemption to these limits as defined in the Annexes of Directive 2011/65/EU (RoHS2). Finished electrical and electronic equipment products will be CE marked as required by Directive 2011/65/EU. Components may not be CE marked. Additionally, the part numbers that TE has identified as EU ELV compliant have a maximum concentration of 0.1% by weight in homogenous materials for lead, hexavalent chromium, and mercury, and 0.01% for cadmium, or qualify for an exemption to these limits as defined in the Annexes of Directive 2000/53/EC (ELV). Regarding the REACH Regulation, the information TE provides on SVHC in articles for this part number is based on the latest European Chemicals Agency (ECHA) 'Guidance on requirements for substances in articles' posted at this URL: <https://echa.europa.eu/guidance-documents/guidance-on-reach>

Compatible Parts



TE Part # CAT-AM71-C83998C
Circular Plastic Connector, CMC Series 1



TE Part # CAT-AM71-C83998Y
One-Piece Connector, Sealed, CPC Series 1



TE Part # CAT-AM71-C83998J
Cable/Panel Mount Connector, CPC Series 1



TE Part # CAT-AM71-C83998K
Circular Connector, Environmentally Sealed, CPC Series 6



TE Part # 200893-2
INSERTION TOOL CONT



TE Part # 305183
EXTRACT TOOL TYPE 2 20-16



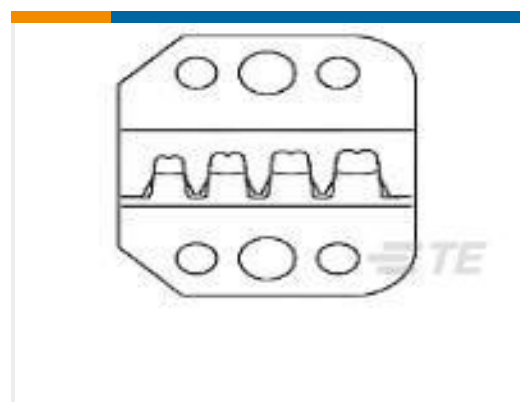
TE Part # 601967-1
CRIMPING TOOL M22520/1-01



TE Part # 58541-1
PRO-CRIMPER HAND TOOL & DIE



TE Part # 91539-1
CCII TYPE II SKT 22-14 2x18 ASSY



TE Part # 58541-2
PRO-CRIMPER HAND TOOL DIE

Also in the Series | **AMP Type II**




Connector Contacts(35)



Insertion & Extraction Tools(4)

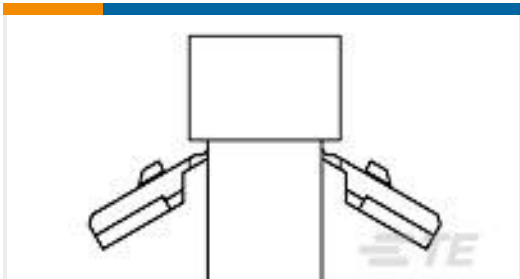
Customers Also Bought



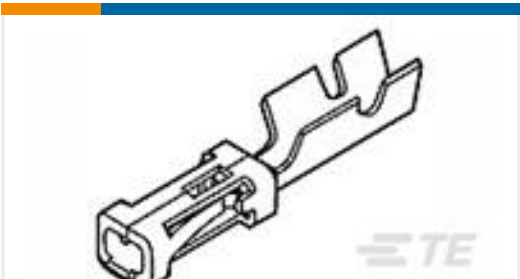
TE Part #1-66597-0
III+ PIN,18-14,30AU/FL,STRIP



TE Part #3-641237-6
06P MTA100 CONN ASSY RED 30AU



TE Part #745032-1
9 POS AMPL HSG



TE Part #102917-1
MOD IV RECP PLTD 30 SEL



TE Part #66589-4
TYPE VI PIN,MULTI-MATE,L.P.




TE Part #51864-9
TERMINAL,PIDG R IR 14 10



TE Part #1658677-1
HDP-22,OVRMLD,PLUG KIT,SIZE 3,



TE Part #5787191-1
.8 CHAMP BACKSHELL KIT,BULK



TE Part #2267473-3
SIZE 23 PERIPHERAL SEAL, CPC

Documents

[Product Drawings](#)
[CONTACT PIN ASSY.](#)

English

CAD Files

[3D PDF](#)

3D

[Customer View Model](#)

[ENG_CVM_CVM_212618-1_E.2d_dxf.zip](#)



English

Customer View Model

[ENG_CVM_CVM_212618-1_E.3d_igs.zip](#)

English

Customer View Model

[ENG_CVM_CVM_212618-1_E.3d_stp.zip](#)

English

Customer View Model

[ENG_CVM_212618-1_D.3d_igs.zip](#)

English

Customer View Model

[ENG_CVM_212618-1_D.3d_stp.zip](#)

English

Customer View Model

[ENG_CVM_212618-1_D.2d_dxf.zip](#)

English

3D PDF

English

By downloading the CAD file I accept and agree to the [Terms and Conditions](#) of use.

Datasheets & Catalog Pages

[AMP Circular Connectors for Commercial Signal & Power Applications](#)

English

[Signal Contacts](#)

English

[M_SERIES_PIN_AND_SOCKET_CONNECTORS](#)

English

Product Specifications

[Application Specification](#)

Japanese

[Application Specification](#)

English