


■ Features

- High rated current for circuit design.
- Design by special lead wire to prevent open circuit failure.
- Low cost with rugged reliability and performance fixed inductor.
- Operating temperature: -40°C ~ +125°C.

■ Applications

- TVs and Audio equipment.
- Notebook, Inkjet printer, Copying machine, Display monitor, Cellular phone.
- Switching Power Supply.
- Excellent as DC/DC converter boost or buck inductor.

■ Product Identification



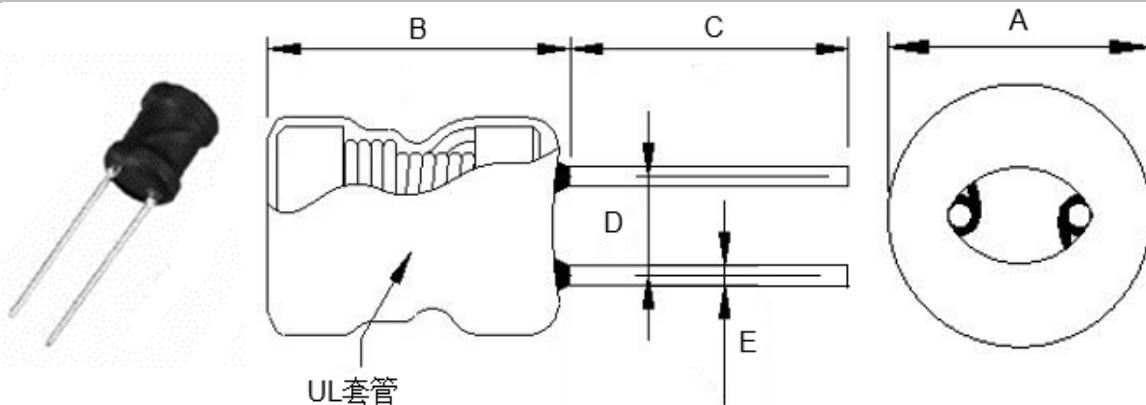
(1) : Type

(2) : Dimensions

(3) : Inductance value

(4) : Inductance Tolerance : N=±30%, M=±20% , K=±10% , J=±5%

■ Shapes and Dimensions (Unit: mm)



TYPE	A Max.	B Max.	C	D	E
YPK1016	12.5	19.0	5.0±0.5	6.0±0.5	0.65±0.10

■ YPK1016 Series

Part Number	Inductance (uH)	L Test Frequency (KHz)	Max.DC Resistance (Ω)	Max.Rated Current (mA)
YPK1016-221K	220	1	0.23	1000

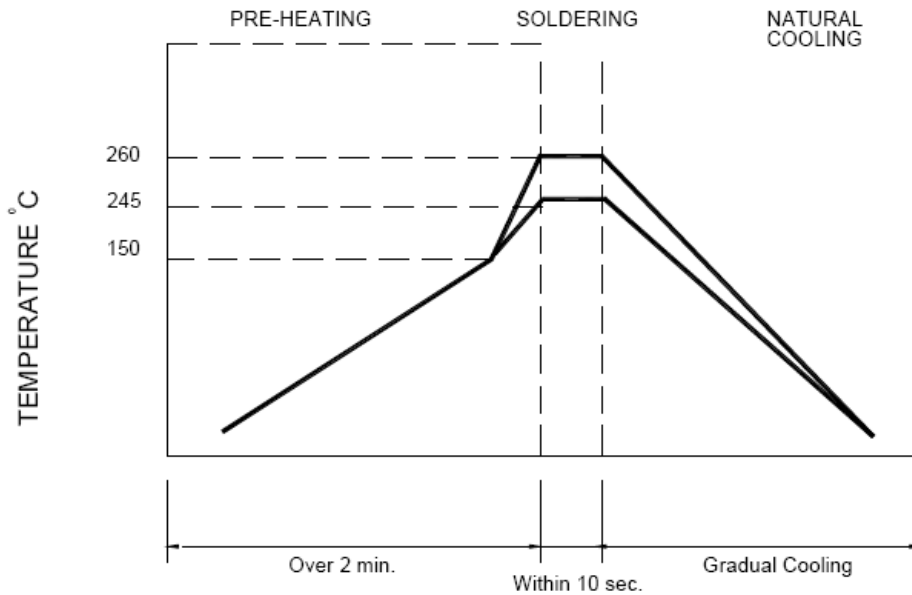
※ Design as Customer's Requested Specifications.

■ Reliability test

NO.	Items	Test Methods	Requirements
1	Lead terminal strength	A static pulling force of 5N in a direction parallel to the lead terminals for 60±5 seconds.	No terminal breakage or loosening.
2	Resistance to soldering heat test	Fix the samples on a 1.6mm thickness PCB, then dip the sample leads into a soldering bath of 270±5°C up to the PCB for 5±1 seconds.	No significant abnormality in appearance. Deviation relative to initial value: L: Within ±10%
3	Solder ability test	Immerse the terminal in flux for 5 seconds. Then dip the terminal into a soldering bath of 245±5°C for 2±0.5 seconds.	At least 90% of terminal electrode is covered by new solder.
4	Humidity test	Temperature: 40°C±2°C Humidity: 90%~95%RH Duration: 96±4 Hours	No significant abnormality in appearance. Deviation relative to initial value: L: Within ±10%
5	High temperature storage test	Temperature: 85°C±2°C Duration: 96±4 Hours	No significant abnormality in appearance. Deviation relative to initial value: L: Within ±10%
6	Low temperature storage test	Temperature: -25°C±2°C Time: 96±4 Hours	No significant abnormality in appearance. Deviation relative to initial value: L: Within ±10%
7	Thermal shock test	First -25±5°C for 30±3 minutes, last 85±5°C 30±3 minutes as 1 cycle. Go through 10 cycles.	No significant abnormality in appearance. Deviation relative to initial value: L: Within ±10%

Soldering Conditions

Wave Soldering:



Note:

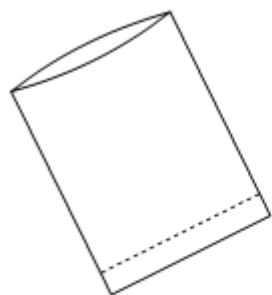
Never contact the ceramic with the iron tip

1.0mm tip diameter(max)

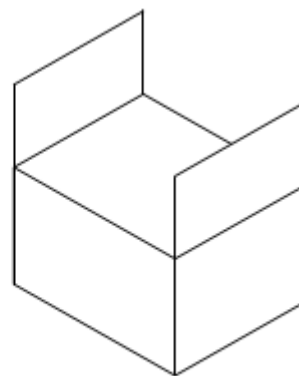
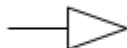
Material list

NO	ITEM	DESCRIPTION	SUPPLIER	RATING	UL FILE
1	Core	SR53 DR2W 10×16	SUNRISE		
		OR EQUIVALENT			
2	Wire	2UEWF ϕ 0.5mm	PROSPERITY	155°C	E196072
		OR EQUIVALENT			
3	TUBE	T-2 ϕ 10*18.5 UL(Black)	QUANTAI	125°C	E227336
		OR EQUIVALENT			
4	PIN	CP ϕ 0.65mm	BAICHUAN		
REMARK:					

■ Package specification



PE 袋



Type	Quantity(pcs)			Remark
	Bag	Inside box	Outer box	
YPK1016	100	1000	4000	