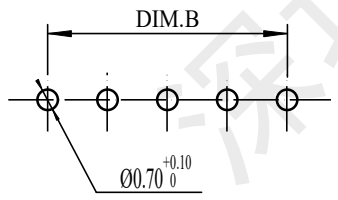
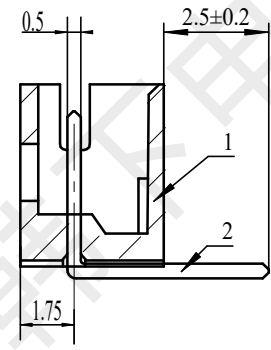
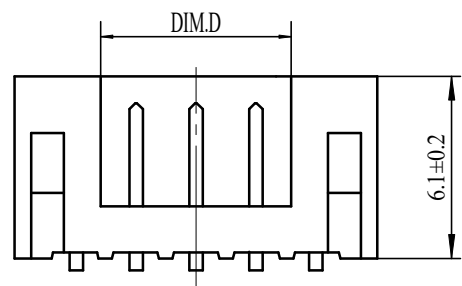
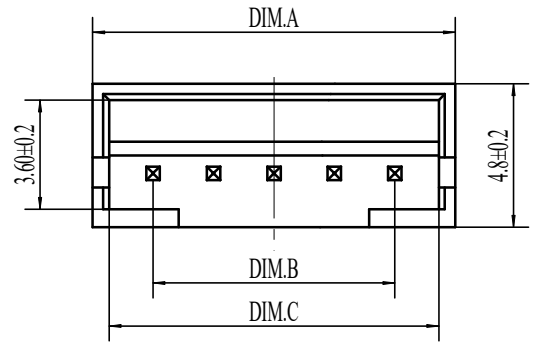


REV.	EC#	DESCRIPTION	DATE	DRAWN	CHECK	APPROVED
1.00		初版发行	2020-8-28			

NUMBER OF PINS	DIM.A	DIM.B	DIM.C	DIM.D
15P	32.0	28.0	30.9	26.8
14P	30.0	26.0	28.9	24.8
13P	28.0	24.0	26.9	22.8
12P	26.0	22.0	24.9	20.8
11P	24.0	20.0	22.9	18.8
10P	22.0	18.0	20.9	16.8
9P	20.0	16.0	18.9	14.8
8P	18.0	14.0	16.9	12.8
7P	16.0	12.0	14.9	10.8
6P	14.0	10.0	12.9	8.8
5P	12.0	8.0	10.9	6.8
4P	10.0	6.0	8.9	4.8
3P	8.0	4.0	6.9	2.8
2P	6.0	2.0	4.9	0.8



PCB LAYOUT

GENERAL TOLERANCES			
DIM	TOL	DIM	DEG
X		X°	±3.00°
X.X	±0.35	X.X°	±2.00°
X.XX	±0.25	X.XX°	±1.00°
X.XXX	±0.15	X.XXX°	

技术要求:

- 1) 材质:见附表;
- 2) 电镀:见附表;
- 3) 塑件表面平整、光洁、无毛刺、气泡、烧焦、变形、浇口无拉伤、多料或缺料等不良现象;
- 4) 端子表面无氧化、电镀不良等现象。

适应基板厚度: 1.2mm~1.6mm
 温度范围: -25℃~85℃
 额定电压: 250V AC/DC
 额定电流: 2A
 绝缘电阻: ≥100MΩ
 耐压: 800V AC/minute

2	PIN	n PCS	材质:黄铜,电镀:镀亮锡60u*MIN
1	Housing	1 PCS	材质:PA66 (UL94V-0),颜色:白色
NO.	NAME	Q'TY	DESCRIPTION

 深圳市韩下电子有限公司

DRAW :	黄彬	2020-8-28	TITLE:	插件针座	DRAW NAME:	HX-PH2.0-2PWZ
DESIGN:			SERIES:	1501 SERIES	DRAW NO.	
CHECK:	张伟	2020-8-28	P/N:		UNIT:	SHEET:
APPROVED	罗小春	2020-8-28	CUSTOMER DRAWING	REV. 1.00	SCALE	N/A
			REV. 1.00	SCALE	N/A	UNIT: mm SHEET: 1/1