

3-1415379-1 ✓ ACTIVE

SCHRACK | SCHRACK Power PCB Relay RT1

TE Internal #: 3-1415379-1

General Purpose Power Relay, Bistable, 1 Coil, Polarized, Latching, .4 W Coil, 1440 ohm Coil Resistance, SCHRACK Power PCB Relay RT1, Power Relays

[View on TE.com >](#)



Relays & Contactors > Relays > Power Relays



Relay Type: **General Purpose Power Relay**

Coil Magnetic System: **Bistable, 1 Coil, Polarized, Latching**

Coil Power Rating DC: **.4 W**

Coil Resistance: **1440  $\Omega$**

Coil Special Features: **UL Coil Insulation Class F**

## Features

### Product Type Features

Relay Type	General Purpose Power Relay
------------	-----------------------------

### Configuration Features

Coil Special Features	UL Coil Insulation Class F
Contact Arrangement	1 Form A SPST-NO
Contact Number of Poles	1

### Electrical Characteristics

Insulation Initial Dielectric Between Open Contacts	1000 Vrms
Contact Limiting Making Current	30 A
Contact Limiting Continuous Current	16 A
Insulation Initial Dielectric Between Contacts & Coil	5000 Vrms
Contact Limiting Breaking Current	16 A
Coil Power Rating DC	.4 W
Coil Resistance	1440 $\Omega$
Coil Voltage Rating	24 VDC



Contact Current Rating	16 A
Contact Switching Voltage (Max)	400 VAC
Contact Voltage Rating	250 VAC

#### Body Features

Product Weight	14 g[.494 oz]
----------------	---------------

#### Contact Features

Contact Material	AgSnO2
------------------	--------

#### Termination Features

Relay Connection Type	PCB Termination
Terminal Configuration	Solder Pins

#### Mechanical Attachment

Product Mount Type	Printed Circuit Board
--------------------	-----------------------

#### Dimensions

Insulation Clearance Between Contact & Coil	10 mm[.394 in]
Insulation Creepage Between Contact & Coil	10 mm[.394 in]
Product Width	12.7 mm[.5 in]
Product Length	29 mm[1.14 in]
Product Height	15.7 mm[.618 in]

#### Usage Conditions

Environmental Category of Protection	RTII
Environmental Ambient Temperature (Max)	85 °C[185 °F]

#### Operation/Application

Solder Process	Wave Solder
Coil Magnetic System	Bistable, 1 Coil, Polarized, Latching

#### Packaging Features

Packaging Method	Carton, Tube
------------------	--------------

#### Other

Length Class (Mechanical)	25 – 30 mm
Height Class (Mechanical)	15 – 16 mm
Coil Power Rating Class	.3 – .4 W
Width Class (Mechanical)	12 – 16 mm

Contact Current Class	16 A
-----------------------	------

## Product Compliance

[For compliance documentation, visit the product page on TE.com>](#)

EU RoHS Directive 2011/65/EU	Compliant
EU ELV Directive 2000/53/EC	Compliant
China RoHS 2 Directive MIIT Order No 32, 2016	No Restricted Materials Above Threshold
EU REACH Regulation (EC) No. 1907/2006	Current ECHA Candidate List: JUNE 2024 (241) Candidate List Declared Against: JUNE 2024 (241) Does not contain REACH SVHC
Halogen Content	Not Low Halogen - contains Br or Cl > 900 ppm.
Solder Process Capability	Wave solder capable to 265°C

### Product Compliance Disclaimer

This information is provided based on reasonable inquiry of our suppliers and represents our current actual knowledge based on the information they provided. This information is subject to change. The part numbers that TE has identified as EU RoHS compliant have a maximum concentration of 0.1% by weight in homogenous materials for lead, hexavalent chromium, mercury, PBB, PBDE, DBP, BBP, DEHP, DIBP, and 0.01% for cadmium, or qualify for an exemption to these limits as defined in the Annexes of Directive 2011/65/EU (RoHS2). Finished electrical and electronic equipment products will be CE marked as required by Directive 2011/65/EU. Components may not be CE marked. Additionally, the part numbers that TE has identified as EU ELV compliant have a maximum concentration of 0.1% by weight in homogenous materials for lead, hexavalent chromium, and mercury, and 0.01% for cadmium, or qualify for an exemption to these limits as defined in the Annexes of Directive 2000/53/EC (ELV). Regarding the REACH Regulation, the information TE provides on SVHC in articles for this part number is based on the latest European Chemicals Agency (ECHA) 'Guidance on requirements for substances in articles' posted at this URL: <https://echa.europa.eu/guidance-documents/guidance-on-reach>

## Compatible Parts


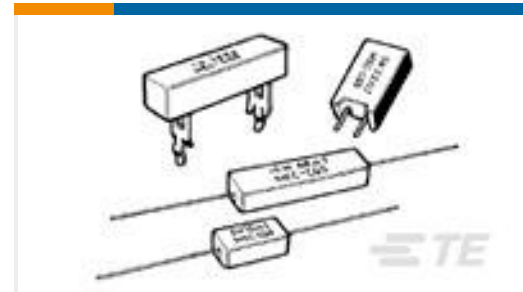
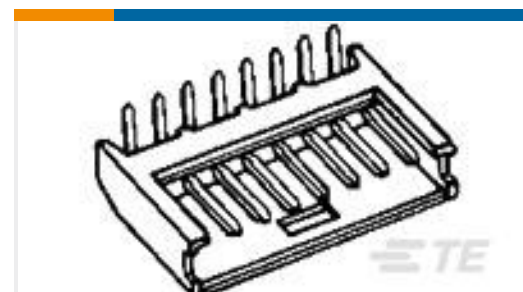



Also in the Series | [SCHRACK Power PCB Relay RT1](#)



Power Relays(190)

## Customers Also Bought

TE Part #7-215079-4  
MICRO-MATCH FOB.04PTE Part #1-1623783-4  
SQM7 47K 5% (METAL FILM)TE Part #1879378-7  
TLR 2512 2.0W R0005 1% 50PPM 2K RLTE Part #T4145515041-001  
M12 R/A F PNLREAR STAMPED PIN D-CODE 4PTE Part #2108877-1  
MICRO USB, TYPE B, IP68TE Part #280379-2  
6P MODU II SHRD HDR, RT ANG, 0.38 AUTE Part #1-406541-1  
MJ,INV,1X1,6PNL G.,.100"ST,SNTE Part #1393240-1  
RT314048TE Part #4-794632-8  
18P MICRO MNL ASSY,VRT,HDR,LF

## Documents

### CAD Files

Customer View Model

[ENG\\_CVM\\_CVM\\_3-1415379-1\\_E.3d\\_igs.zip](#)

English

Customer View Model

[ENG\\_CVM\\_CVM\\_3-1415379-1\\_E.3d\\_stp.zip](#)

English

Customer View Model

[ENG\\_CVM\\_CVM\\_3-1415379-1\\_E.2d\\_dxf.zip](#)



English

[3D PDF](#)

[3D](#)

By downloading the CAD file I accept and agree to the [Terms and Conditions](#) of use.

---

### Datasheets & Catalog Pages

[Power PCB Relay RT1 Inrush](#)

English

---

### Product Specifications

[Definitions General Purpose Relays](#)

English

---

### Agency Approvals

[VDE Certificate](#)

English